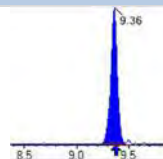
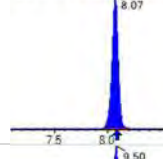
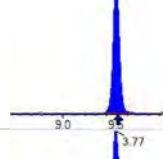
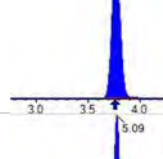
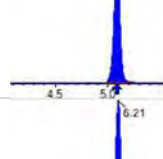
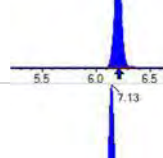
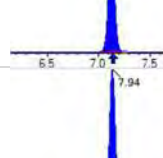
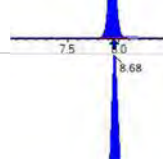
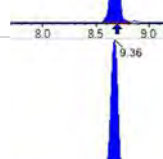
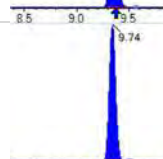

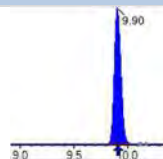
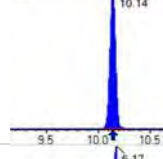
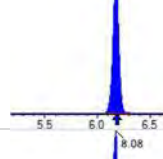
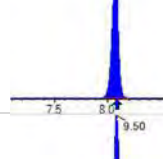
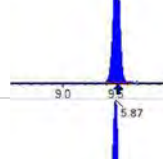
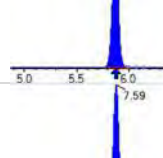
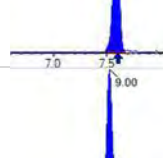
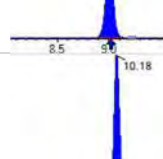
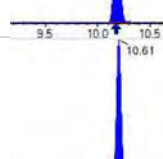
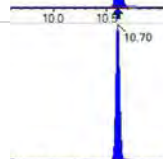



| Analyte        | (Q1 / Q3)<br>Area Counts*min | R.T.<br>(R.T [min], R.R.T.)<br>( $\Delta$ RT-[min], $\Delta$ RT-<br>CV[min], $\Delta$ RT ion[s]) | S / N  | Ion Ratio<br>IR Vs MP%<br>IR Vs CV% | Concentration<br>[ True ] ng/mL | Q.C.<br>Rec.<br>{Area%CV} | Primary<br>Transition   | Confirmation<br>Transition | Flag |
|----------------|------------------------------|--|--------|-------------------------------------|---------------------------------|---------------------------|---|----------------------------|------|
| 13C2_PFDA_IIS  | (515.1 / 470.1)<br>102171    | (9.36, N/A)<br>(N/A, -0.01, N/A)   | 368.6  | N/A                                 | 1.2402<br>[ 1.0000 ]            | 124.0%<br>{ 113.4% }      |    |                            |      |
| 18O2_PFHxS_IIS | (403.0 / 83.9)<br>218424     | (8.07, N/A)<br>(N/A, -0.02, N/A)   | 829.0  | N/A                                 | 1.0177<br>[ 1.0000 ]            | 101.8%<br>{ 104.3% }      |    |                            |      |
| 13C4_PFOS_IIS  | (502.8 / 79.9)<br>178058     | (9.50, N/A)<br>(N/A, -0.01, N/A)   | 454.3  | N/A                                 | 0.9567<br>[ 1.0000 ]            | 95.7%<br>{ 93.2% }        |    |                            |      |
| 13C4_PFBA_EIS  | (217.0 / 172.0)<br>654103    | (3.77, N/A)<br>(N/A, 0.00, N/A)  | 1105.3 | N/A                                 | 8.4545<br>[ 8.0000 ]            | 105.7%<br>{ 99.9% }       |    |                            |      |
| 13C5_PFPeA_EIS | (267.9 / 223.0)<br>335218    | (5.09, N/A)<br>(N/A, 0.00, N/A)  | 977.6  | N/A                                 | 3.6412<br>[ 4.0000 ]            | 91.0%<br>{ 96.4% }        |   |                            |      |
| 13C5_PFHxA_EIS | (318.0 / 273.0)<br>271773    | (6.21, N/A)<br>(N/A, -0.01, N/A)   | 914.3  | N/A                                 | 2.1112<br>[ 2.0000 ]            | 105.6%<br>{ 103.6% }      |  |                            |      |
| 13C4_PFHpA_EIS | (367.0 / 322.0)<br>229668    | (7.13, N/A)<br>(N/A, -0.01, N/A)   | 489.6  | N/A                                 | 1.9766<br>[ 2.0000 ]            | 98.8%<br>{ 92.6% }        |  |                            |      |
| 13C8_PFOA_EIS  | (421.0 / 376.0)<br>243753    | (7.94, N/A)<br>(N/A, -0.02, N/A)   | 583.3  | N/A                                 | 1.8340<br>[ 2.0000 ]            | 91.7%<br>{ 93.4% }        |  |                            |      |
| 13C9_PFNA_EIS  | (472.0 / 427.0)<br>90832     | (8.68, N/A)<br>(N/A, -0.02, N/A)   | 384.3  | N/A                                 | 1.0429<br>[ 1.0000 ]            | 104.3%<br>{ 109.0% }      |  |                            |      |
| 13C6_PFDA_EIS  | (519.0 / 474.0)<br>136047    | (9.36, N/A)<br>(N/A, -0.01, N/A)   | 1180.6 | N/A                                 | 0.9167<br>[ 1.0000 ]            | 91.7%<br>{ 117.0% }       |  |                            |      |
| 13C7_PFUnA_EIS | (570.0 / 525.0)<br>181507    | (9.74, N/A)<br>(N/A, 0.00, N/A)  | 547.9  | N/A                                 | 0.9111<br>[ 1.0000 ]            | 91.1%<br>{ 90.2% }        |  |                            |      |

| Analyte         | (Q1 / Q3)<br>Area Counts*min | R.T.<br>(R.T [min], R.R.T.)<br>( $\Delta$ RT-[min], $\Delta$ RT-<br>CV[min], $\Delta$ RT ion[s]) | S / N | Ion Ratio<br>IR Vs MP%<br>IR Vs CV% | Concentration<br>[ True ] ng/mL | Q.C.<br>Rec.<br>{Area%CV} | Primary<br>Transition   | Confirmation<br>Transition | Flag |
|-----------------|------------------------------|--|-------|-------------------------------------|---------------------------------|---------------------------|---|----------------------------|------|
| 13C2_PFDa_EIS   | (615.0 / 570.0)<br>193636    | (9.90, N/A)<br>(N/A, 0.00, N/A)  | 402.9 | N/A                                 | 0.8009<br>[ 1.0000 ]            | 80.1%<br>{ 100.2% }       |    |                            |      |
| 13C2_PFTeDA_EIS | (715.0 / 670.0)<br>148471    | (10.14, N/A)<br>(N/A, 0.00, N/A)   | 501.5 | N/A                                 | 0.8366<br>[ 1.0000 ]            | 83.7%<br>{ 114.4% }       |    |                            |      |
| 13C3_PFBs_EIS   | (302.0 / 80.0)<br>669331     | (6.17, N/A)<br>(N/A, -0.01, N/A)   | 914.8 | N/A                                 | 2.0851<br>[ 2.0000 ]            | 104.3%<br>{ 101.1% }      |    |                            |      |
| 13C3_PFHxS_EIS  | (402.0 / 80.0)<br>354002     | (8.08, N/A)<br>(N/A, -0.01, N/A)   | 950.8 | N/A                                 | 1.9373<br>[ 2.0000 ]            | 96.9%<br>{ 100.3% }       |    |                            |      |
| 13C8_PFOS_EIS   | (507.0 / 80.0)<br>542948     | (9.50, N/A)<br>(N/A, -0.01, N/A)   | 355.8 | N/A                                 | 2.0003<br>[ 2.0000 ]            | 100.0%<br>{ 90.6% }       |   |                            |      |
| 13C2_4:2FTS_EIS | (329.0 / 81.0)<br>70952      | (5.87, N/A)<br>(N/A, 0.00, N/A)  | 564.8 | N/A                                 | 3.9190<br>[ 4.0000 ]            | 98.0%<br>{ 99.2% }        |  |                            |      |
| 13C2_6:2FTS_EIS | (429.0 / 81.0)<br>94268      | (7.59, N/A)<br>(N/A, -0.01, N/A)   | 497.4 | N/A                                 | 3.8810<br>[ 4.0000 ]            | 97.0%<br>{ 104.8% }       |  |                            |      |
| 13C2_8:2FTS_EIS | (529.0 / 81.0)<br>86930      | (9.00, N/A)<br>(N/A, -0.02, N/A)   | 404.5 | N/A                                 | 4.1233<br>[ 4.0000 ]            | 103.1%<br>{ 100.3% }      |  |                            |      |
| 13C8_PFOsa_EIS  | (506.0 / 78.0)<br>923929     | (10.18, N/A)<br>(N/A, 0.00, N/A)   | 569.7 | N/A                                 | 2.2297<br>[ 2.0000 ]            | 111.5%<br>{ 105.3% }      |  |                            |      |
| D3_NMeFOSA_EIS  | (515.0 / 169.0)<br>233841    | (10.61, N/A)<br>(N/A, 0.00, N/A)   | 624.9 | N/A                                 | 1.9070<br>[ 2.0000 ]            | 95.3%<br>{ 98.1% }        |  |                            |      |
| D5_NEiFOSA_EIS  | (531.1 / 169.0)<br>248366    | (10.70, N/A)<br>(N/A, 0.00, N/A)   | 867.6 | N/A                                 | 2.2338<br>[ 2.0000 ]            | 111.7%<br>{ 109.2% }      |  |                            |      |



Chemist: ABK  
 Instrument: Saphira  
 Type: Sciex Q3 5500

Sample I.D.: SB03769-CCB4  
 DF, IV: 1, 10.0µL  
 Acquisition Method: 1633 2022-12-07.dam

Quant Method: 1633 - S2022-12-07A  
 Path: S2022-12-09B (37)  
 Acquired: 2022/12/10 - 06:31

| Analyte         | (Q1 / Q3)<br>Area Counts*min | R.T.<br>(R.T [min], R.R.T.)<br>(ΔRT-I[min], ΔRT-CV[min], ΔRT ion[s]) | S / N  | Ion Ratio<br>IR Vs MP%<br>IR Vs CV% | Concentration<br>[ True ] ng/mL | Q.C.<br>Rec.<br>{Area%CV} | Primary<br>Transition | Confirmation<br>Transition | Flag |
|-----------------|------------------------------|--|--------|-------------------------------------|---------------------------------|---------------------------|-----------------------|----------------------------|------|
| D3_MeFOSAA_EIS  | (573.0 / 419.0)<br>256916    | (9.53, N/A)<br>(N/A, 0.00, N/A)                                      | 613.7  | N/A                                 | 4.2543<br>[ 4.0000 ]            | 106.4%<br>{ 94.8% }       |                       |                            |      |
| D5_EtFOSAA_EIS  | (589.0 / 419.0)<br>250179    | (9.70, N/A)<br>(N/A, 0.00, N/A)                                      | 455.4  | N/A                                 | 4.8200<br>[ 4.0000 ]            | 120.5%<br>{ 113.6% }      |                       |                            |      |
| D7_NMeFOSE_EIS  | (623.2 / 58.9)<br>488630     | (10.58, N/A)<br>(N/A, 0.01, N/A)                                     | 791.7  | N/A                                 | 23.3301<br>[ 20.0000 ]          | 116.7%<br>{ 102.8% }      |                       |                            |      |
| D9_NEtFOSE_EIS  | (639.2 / 58.9)<br>246334     | (10.67, N/A)<br>(N/A, 0.00, N/A)                                     | 941.6  | N/A                                 | 23.0830<br>[ 20.0000 ]          | 115.4%<br>{ 103.9% }      |                       |                            |      |
| 13C3_HFPODA_EIS | (287.0 / 169.0)<br>699410    | (6.55, N/A)<br>(N/A, -0.01, N/A)                                     | 1030.2 | N/A                                 | 8.2496<br>[ 8.0000 ]            | 103.1%<br>{ 104.2% }      |                       |                            |      |

## ANALYSIS SEQUENCE BLANKS

Laboratory:N APPL, L CL SDG:N  
 Client:N Tidewater, Inc.L Project:N NASA JPL SIL  
 Sequence:N SB03769L Instrument:N Saphira  
 Calibration:N 2250016L

| Lab Sample IDN | AnalyteN      | FoundN | UnitsN | RLN | CN |
|----------------|---------------|--------|--------|-----|----|
| SB03769-CCB5 0 | PFBA0         | .0     | ng/mL0 | .50 | U  |
|                | PFPEA0        | .0     | ng/mL0 | .50 | U  |
|                | PFHXA0        | .0     | ng/mL0 | .50 | U  |
|                | PFHPA0        | .0     | ng/mL0 | .50 | U  |
|                | PFOA0         | .0     | ng/mL0 | .50 | U  |
|                | PFNA0         | .0     | ng/mL0 | .50 | U  |
|                | PFDA0         | .0     | ng/mL0 | .50 | U  |
|                | PFUnA0        | .0     | ng/mL0 | .50 | U  |
|                | PFDOA0        | .0     | ng/mL0 | .50 | U  |
|                | PFTRDA0       | .0     | ng/mL0 | .50 | U  |
|                | PFTEDA0       | .0     | ng/mL0 | .50 | U  |
|                | PFBS0         | .0     | ng/mL0 | .50 | U  |
|                | PFPE0         | .0     | ng/mL0 | .50 | U  |
|                | PFHXS0        | .0     | ng/mL0 | .50 | U  |
|                | PFHPS0        | .0     | ng/mL0 | .50 | U  |
|                | PFOS0         | .0     | ng/mL0 | .50 | U  |
|                | PFNS0         | .0     | ng/mL0 | .50 | U  |
|                | PFDS0         | .0     | ng/mL0 | .50 | U  |
|                | 4:2FTS0       | .0     | ng/mL0 | .50 | U  |
|                | 6:2FTS0       | .0     | ng/mL0 | .50 | U  |
|                | 8:2FTS0       | .0     | ng/mL0 | .50 | U  |
|                | PFOSA0        | .0     | ng/mL0 | .50 | U  |
|                | NMeFOSA0      | .0     | ng/mL0 | .50 | U  |
|                | NEtFOSA0      | .0     | ng/mL0 | .50 | U  |
|                | NMeFOSAA0     | .0     | ng/mL0 | .50 | U  |
|                | NEtFOSAA0     | .0     | ng/mL0 | .50 | U  |
|                | NMeFOSE0      | .0     | ng/mL0 | .50 | U  |
|                | NEtFOSE0      | .0     | ng/mL0 | .50 | U  |
|                | HFPO-DA0      | .0     | ng/mL0 | .50 | U  |
|                | ADONA0        | .0     | ng/mL0 | .50 | U  |
|                | 9CL-PF3ONS0   | .0     | ng/mL0 | .50 | U  |
|                | 11CL-PF3OUDS0 | .0     | ng/mL0 | .50 | U  |
|                | 13C4-PFBA0    | 8.470  | ng/mL0 |     |    |

## ANALYSIS SEQUENCE BLANKS

|               |                  |              |              |
|---------------|------------------|--------------|--------------|
| Laboratory:N  | APPL, L CL       | SDG:N        |              |
| Client:N      | Tidewater, Inc.L | Project:N    | NASA JPL SIL |
| Sequence:N    | SB03769L         | Instrument:N | SaphiraL     |
| Calibration:N | 2250016L         |              |              |

| Lab Sample IDN | AnalyteN      | FoundN | UnitsN | RLN | CN |
|----------------|---------------|--------|--------|-----|----|
| SB03769-CCB50  | 13C5-PFPEA0   | 3.40   | ng/mL0 |     |    |
|                | 13C5-PFHXA0   | 1.990  | ng/mL0 |     |    |
|                | 13C4-PFHPA0   | 1.970  | ng/mL0 |     |    |
|                | 13C8-PFOA0    | 2.010  | ng/mL0 |     |    |
|                | 13C9-PFNA0    | 1.010  | ng/mL0 |     |    |
|                | 13C6-PFDA     | 0.9650 | ng/mL0 |     |    |
|                | 13C7-PFUnA    | 0.9390 | ng/mL0 |     |    |
|                | 13C2-PFDOA    | 0.9450 | ng/mL0 |     |    |
|                | 13C2-PFTEDA   | 0.880  | ng/mL0 |     |    |
|                | 13C3-PFBS0    | 2.130  | ng/mL0 |     |    |
|                | 13C3-PFHXS0   | 2.030  | ng/mL0 |     |    |
|                | 13C8-PFOS0    | 2.140  | ng/mL0 |     |    |
|                | 13C2-4:2FTS0  | 3.910  | ng/mL0 |     |    |
|                | 13C2-6:2FTS0  | 4.330  | ng/mL0 |     |    |
|                | 13C2-8:2FTS0  | 4.70   | ng/mL0 |     |    |
|                | 13C8-PFOSA0   | 2.080  | ng/mL0 |     |    |
|                | D3-NMEFOSA0   | 2.050  | ng/mL0 |     |    |
|                | D5-NETFOSA0   | 2.220  | ng/mL0 |     |    |
|                | D3-NMEFOSAA0  | 4.60   | ng/mL0 |     |    |
|                | D5-NETFOSAA0  | 4.650  | ng/mL0 |     |    |
|                | D7-NMEFOSE0   | 24.80  | ng/mL0 |     |    |
|                | D9-NETFOSSE0  | 24.30  | ng/mL0 |     |    |
|                | 13C3-HFPO-DA0 | 7.710  | ng/mL0 |     |    |



Chemist: ABK  
 Instrument: Saphira  
 Type: Sciex Q3 5500

Sample I.D.: SB03769-CCB5  
 DF, IV: 1, 10.0µL  
 Acquisition Method: 1633 2022-12-07.dam

Quant Method: 1633 - S2022-12-07A  
 Path: S2022-12-09B (59)  
 Acquired: 2022/12/10 - 11:11

| Analyte | (Q1 / Q3)<br>Area Counts*min                     | R.T.<br>(R.T [min], R.R.T.)<br>(ΔRT-[min], ΔRT-CV[min], ΔRT ion[s]) | S / N      | Ion Ratio<br>IR Vs MP%<br>IR Vs CV% | Concentration<br>[ True ] ng/mL | Q.C.<br>Rec.<br>{Area%CV} | Primary<br>Transition | Confirmation<br>Transition | Flag |
|---------|--|---|------------|-------------------------------------|---------------------------------|---------------------------|-----------------------|----------------------------|------|
| PFBA    | (212.9 / 169.0)<br>N/A                           | (N/A, N/A)<br>(N/A, N/A, N/A)                                       | N/A        | N/A<br>0.0<br>0.0                   | 0.0000                          | N/A                       |                       |                            |      |
| PFPeA   | (262.9 / 219.0)<br>N/A<br>(262.9 / 69.0)<br>N/A  | (N/A, N/A)<br>(N/A, N/A, N/A)                                       | N/A<br>N/A | N/A<br>0.0<br>0.0                   | 0.0000                          | N/A                       |                       |                            |      |
| PFHxA   | (313.0 / 269.0)<br>N/A<br>(313.0 / 119.0)<br>N/A | (N/A, N/A)<br>(N/A, N/A, N/A)                                       | N/A<br>N/A | N/A<br>0.0<br>0.0                   | 0.0000                          | N/A                       |                       |                            |      |
| PFHpA   | (363.0 / 319.0)<br>N/A<br>(363.0 / 169.0)<br>N/A | (N/A, N/A)<br>(N/A, N/A, N/A)                                       | N/A<br>N/A | N/A<br>0.0<br>0.0                   | 0.0000                          | N/A                       |                       |                            |      |
| PFOA    | (413.0 / 369.0)<br>N/A<br>(413.0 / 169.0)<br>N/A | (N/A, N/A)<br>(N/A, N/A, N/A)                                       | N/A<br>N/A | N/A<br>0.0<br>0.0                   | 0.0000                          | N/A                       |                       |                            |      |
| PFNA    | (463.0 / 419.0)<br>N/A<br>(463.0 / 169.0)<br>N/A | (N/A, N/A)<br>(N/A, N/A, N/A)                                       | N/A<br>N/A | N/A<br>0.0<br>0.0                   | 0.0000                          | N/A                       |                       |                            |      |
| PFDA    | (513.0 / 469.0)<br>N/A<br>(513.0 / 169.0)<br>N/A | (N/A, N/A)<br>(N/A, N/A, N/A)                                       | N/A<br>N/A | N/A<br>0.0<br>0.0                   | 0.0000                          | N/A                       |                       |                            |      |
| PFUnA   | (563.0 / 519.0)<br>N/A<br>(563.0 / 169.0)<br>N/A | (N/A, N/A)<br>(N/A, N/A, N/A)                                       | N/A<br>N/A | N/A<br>0.0<br>0.0                   | 0.0000                          | N/A                       |                       |                            |      |
| PFDoA   | (613.0 / 569.0)<br>N/A<br>(613.0 / 169.0)<br>N/A | (N/A, N/A)<br>(N/A, N/A, N/A)                                       | N/A<br>N/A | N/A<br>0.0<br>0.0                   | 0.0000                          | N/A                       |                       |                            |      |
| PFTTrDA | (663.0 / 619.0)<br>N/A<br>(663.0 / 169.0)<br>N/A | (N/A, N/A)<br>(N/A, N/A, N/A)                                       | N/A<br>N/A | N/A<br>0.0<br>0.0                   | 0.0000                          | N/A                       |                       |                            |      |
| PFTeDA  | (713.0 / 669.0)<br>N/A<br>(713.0 / 169.0)<br>N/A | (N/A, N/A)<br>(N/A, N/A, N/A)                                       | N/A<br>N/A | N/A<br>0.0<br>0.0                   | 0.0000                          | N/A                       |                       |                            |      |



Chemist: ABK  
 Instrument: Saphira  
 Type: Sciex Q3 5500

Sample I.D.: SB03769-CCB5  
 DF, IV: 1, 10.0µL  
 Acquisition Method: 1633 2022-12-07.dam

Quant Method: 1633 - S2022-12-07A  
 Path: S2022-12-09B (59)  
 Acquired: 2022/12/10 - 11:11

| Analyte | (Q1 / Q3)<br>Area Counts*min                        | R.T.<br>(R.T [min], R.R.T.)<br>(ΔRT-[min], ΔRT-CV[min], ΔRT ion[s]) | S / N      | Ion Ratio<br>IR Vs MP%<br>IR Vs CV% | Concentration<br>[ True ] ng/mL | Q.C.<br>Rec.<br>{Area%CV} | Primary<br>Transition | Confirmation<br>Transition | Flag |
|---------|---|---|------------|-------------------------------------|---------------------------------|---------------------------|-----------------------|----------------------------|------|
| PFBS    | ( 298.9 / 80.0 )<br>N/A<br>( 298.9 / 99.0 )<br>N/A  | ( N/A , N/A )<br>( N/A , N/A , N/A )                                | N/A<br>N/A | N/A<br>0.0<br>0.0                   | 0.0000                          | N/A                       |                       |                            |      |
| PFPeS   | ( 349.0 / 80.0 )<br>N/A<br>( 349.0 / 99.0 )<br>N/A  | ( N/A , N/A )<br>( N/A , N/A , N/A )                                | N/A<br>N/A | N/A<br>0.0<br>0.0                   | 0.0000                          | N/A                       |                       |                            |      |
| PFHxS   | ( 399.0 / 80.0 )<br>N/A<br>( 399.0 / 99.0 )<br>N/A  | ( N/A , N/A )<br>( N/A , N/A , N/A )                                | N/A<br>N/A | N/A<br>0.0<br>0.0                   | 0.0000                          | N/A                       |                       |                            |      |
| PFHpS   | ( 449.0 / 80.0 )<br>N/A<br>( 449.0 / 99.0 )<br>N/A  | ( N/A , N/A )<br>( N/A , N/A , N/A )                                | N/A<br>N/A | N/A<br>0.0<br>0.0                   | 0.0000                          | N/A                       |                       |                            |      |
| PFOS    | ( 499.0 / 80.0 )<br>N/A<br>( 499.0 / 99.0 )<br>N/A  | ( N/A , N/A )<br>( N/A , N/A , N/A )                                | N/A<br>N/A | N/A<br>0.0<br>0.0                   | 0.0000                          | N/A                       |                       |                            |      |
| PFNS    | ( 549.0 / 80.0 )<br>N/A<br>( 549.0 / 99.0 )<br>N/A  | ( N/A , N/A )<br>( N/A , N/A , N/A )                                | N/A<br>N/A | N/A<br>0.0<br>0.0                   | 0.0000                          | N/A                       |                       |                            |      |
| PFDS    | ( 599.0 / 80.0 )<br>N/A<br>( 599.0 / 99.0 )<br>N/A  | ( N/A , N/A )<br>( N/A , N/A , N/A )                                | N/A<br>N/A | N/A<br>0.0<br>0.0                   | 0.0000                          | N/A                       |                       |                            |      |
| PFDoS   | ( 698.9 / 80.0 )<br>N/A<br>( 698.9 / 99.0 )<br>N/A  | ( N/A , N/A )<br>( N/A , N/A , N/A )                                | N/A<br>N/A | N/A<br>0.0<br>0.0                   | 0.0000                          | N/A                       |                       |                            |      |
| 4:2FTS  | ( 327.0 / 307.0 )<br>N/A<br>( 327.0 / 81.0 )<br>N/A | ( N/A , N/A )<br>( N/A , N/A , N/A )                                | N/A<br>N/A | N/A<br>0.0<br>0.0                   | 0.0000                          | N/A                       |                       |                            |      |
| 6:2FTS  | ( 427.0 / 407.0 )<br>N/A<br>( 427.0 / 81.0 )<br>N/A | ( N/A , N/A )<br>( N/A , N/A , N/A )                                | N/A<br>N/A | N/A<br>0.0<br>0.0                   | 0.0000                          | N/A                       |                       |                            |      |
| 8:2FTS  | ( 527.0 / 507.0 )<br>N/A<br>( 527.0 / 81.0 )<br>N/A | ( N/A , N/A )<br>( N/A , N/A , N/A )                                | N/A<br>N/A | N/A<br>0.0<br>0.0                   | 0.0000                          | N/A                       |                       |                            |      |

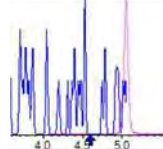
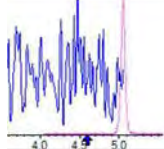
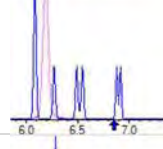
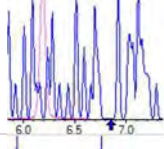
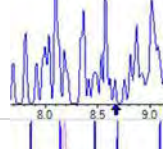
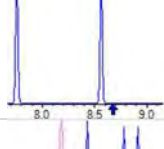
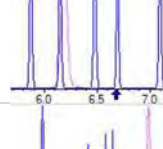
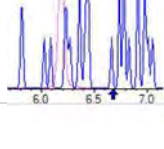
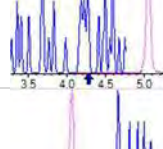
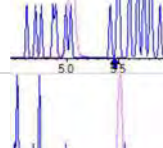
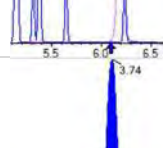
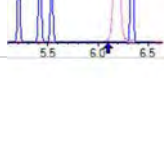
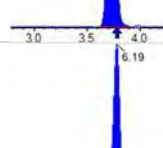
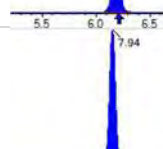
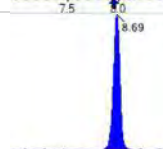



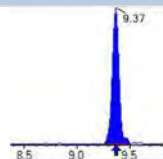
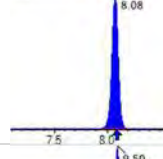
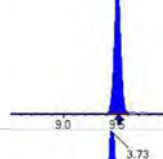
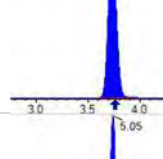
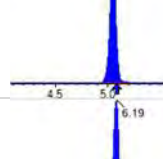
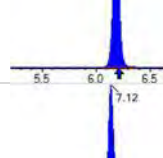
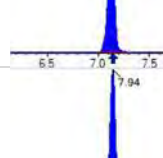
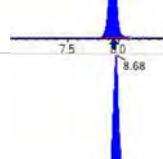
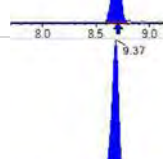
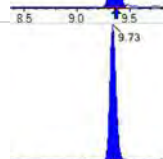

Chemist: ABK  
Instrument: Saphira  
Type: Sciex Q3 5500

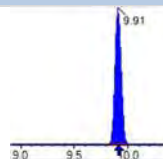
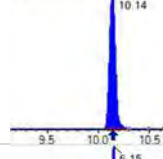
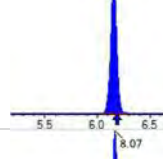
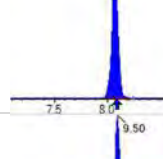
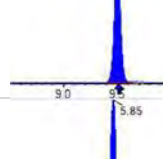
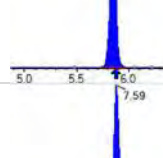
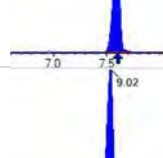
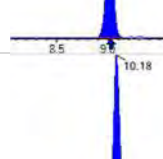
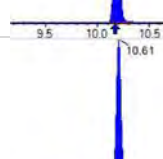
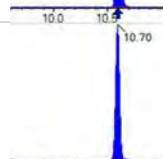

Sample I.D.: SB03769-CCB5  
DF, IV: 1, 10.0µL  
Acquisition Method: 1633 2022-12-07.dam

Quant Method: 1633 - S2022-12-07A  
Path: S2022-12-09B (59)  
Acquired: 2022/12/10 - 11:11

| Analyte      | (Q1 / Q3)<br>Area Counts*min                         | R.T.<br>(R.T [min], R.R.T.)<br>(ΔRT-I[min], ΔRT-CV[min], ΔRT ion[s]) | S / N      | Ion Ratio<br>IR Vs MP%<br>IR Vs CV% | Concentration<br>[ True ] ng/mL | Q.C.<br>Rec.<br>{Area%CV} | Primary<br>Transition | Confirmation<br>Transition | Flag |
|--------------|--|--|------------|-------------------------------------|---------------------------------|---------------------------|-----------------------|----------------------------|------|
| PFOSA        | ( 498.0 / 78.0 )<br>N/A<br>( 498.0 / 478.0 )<br>N/A  | ( N/A , N/A )<br>( N/A , N/A , N/A )                                 | N/A<br>N/A | N/A<br>0.0<br>0.0                   | 0.0000                          | N/A                       |                       |                            |      |
| NMeFOSA      | ( 511.9 / 219.0 )<br>N/A<br>( 511.9 / 169.0 )<br>N/A | ( N/A , N/A )<br>( N/A , N/A , N/A )                                 | N/A<br>N/A | N/A<br>0.0<br>0.0                   | 0.0000                          | N/A                       |                       |                            |      |
| NEtFOSA      | ( 526.0 / 219.0 )<br>N/A<br>( 526.0 / 169.0 )<br>N/A | ( N/A , N/A )<br>( N/A , N/A , N/A )                                 | N/A<br>N/A | N/A<br>0.0<br>0.0                   | 0.0000                          | N/A                       |                       |                            |      |
| NMeFOSAA     | ( 570.0 / 419.0 )<br>N/A<br>( 570.0 / 483.0 )<br>N/A | ( N/A , N/A )<br>( N/A , N/A , N/A )                                 | N/A<br>N/A | N/A<br>0.0<br>0.0                   | 0.0000                          | N/A                       |                       |                            |      |
| NEtFOSAA     | ( 584.0 / 419.0 )<br>N/A<br>( 584.0 / 526.0 )<br>N/A | ( N/A , N/A )<br>( N/A , N/A , N/A )                                 | N/A<br>N/A | N/A<br>0.0<br>0.0                   | 0.0000                          | N/A                       |                       |                            |      |
| NMeFOSE      | ( 616.1 / 59.0 )<br>N/A                              | ( N/A , N/A )<br>( N/A , N/A , N/A )                                 | N/A        | N/A<br>0.0<br>0.0                   | 0.0000                          | N/A                       |                       |                            |      |
| NEtFOSE      | ( 630.0 / 59.0 )<br>N/A                              | ( N/A , N/A )<br>( N/A , N/A , N/A )                                 | N/A        | N/A<br>0.0<br>0.0                   | 0.0000                          | N/A                       |                       |                            |      |
| HFPO-DA      | ( 285.0 / 169.0 )<br>N/A<br>( 285.0 / 185.0 )<br>N/A | ( N/A , N/A )<br>( N/A , N/A , N/A )                                 | N/A<br>N/A | N/A<br>0.0<br>0.0                   | 0.0000                          | N/A                       |                       |                            |      |
| ADONA        | ( 377.0 / 85.0 )<br>N/A<br>( 377.0 / 251.0 )<br>N/A  | ( N/A , N/A )<br>( N/A , N/A , N/A )                                 | N/A<br>N/A | N/A<br>0.0<br>0.0                   | 0.0000                          | N/A                       |                       |                            |      |
| 9Cl-Pf3ONS   | ( 531.0 / 351.0 )<br>N/A<br>( 533.0 / 353.0 )<br>N/A | ( N/A , N/A )<br>( N/A , N/A , N/A )                                 | N/A<br>N/A | N/A<br>0.0<br>0.0                   | 0.0000                          | N/A                       |                       |                            |      |
| 11Cl-Pf3OUDS | ( 631.0 / 451.0 )<br>N/A<br>( 633.0 / 453.0 )<br>N/A | ( N/A , N/A )<br>( N/A , N/A , N/A )                                 | N/A<br>N/A | N/A<br>0.0<br>0.0                   | 0.0000                          | N/A                       |                       |                            |      |

| Analyte        | (Q1 / Q3)<br>Area Counts*min                     | R.T.<br>(R.T [min], R.R.T.)<br>( $\Delta$ RT-[min], $\Delta$ RT-<br>CV[min], $\Delta$ RT ion[s]) | S / N      | Ion Ratio<br>IR Vs MP%<br>IR Vs CV% | Concentration<br>[ True ] ng/mL | Q.C.<br>Rec.<br>{Area%CV} | Primary<br>Transition   | Confirmation<br>Transition  | Flag |
|----------------|--|--|------------|-------------------------------------|---------------------------------|---------------------------|---|---|------|
| 3:3FTCA        | (241.0 / 177.0)<br>N/A<br>(241.0 / 117.0)<br>N/A | (N/A, N/A)<br>(N/A, N/A, N/A)  | N/A<br>N/A | N/A<br>0.0<br>0.0                   | 0.0000                          | N/A                       |    |    |      |
| 5:3FTCA        | (341.0 / 236.7)<br>N/A<br>(341.0 / 217.0)<br>N/A | (N/A, N/A)<br>(N/A, N/A, N/A)  | N/A<br>N/A | N/A<br>0.0<br>0.0                   | 0.0000                          | N/A                       |    |    |      |
| 7:3FTCA        | (441.0 / 317.0)<br>N/A<br>(441.0 / 337.0)<br>N/A | (N/A, N/A)<br>(N/A, N/A, N/A)  | N/A<br>N/A | N/A<br>0.0<br>0.0                   | 0.0000                          | N/A                       |    |    |      |
| PFEESA         | (315.0 / 135.0)<br>N/A<br>(315.0 / 83.0)<br>N/A  | (N/A, N/A)<br>(N/A, N/A, N/A)  | N/A<br>N/A | N/A<br>0.0<br>0.0                   | 0.0000                          | N/A                       |    |    |      |
| PFMPA          | (229.0 / 85.0)<br>N/A                            | (N/A, N/A)<br>(N/A, N/A, N/A)  | N/A        | N/A<br>0.0<br>0.0                   | 0.0000                          | N/A                       |   |   |      |
| PFMBA          | (279.0 / 85.0)<br>N/A                            | (N/A, N/A)<br>(N/A, N/A, N/A)  | N/A        | N/A<br>0.0<br>0.0                   | 0.0000                          | N/A                       |  |   |      |
| NFDHA          | (201.0 / 85.0)<br>N/A<br>(295.0 / 201.0)<br>N/A  | (N/A, N/A)<br>(N/A, N/A, N/A)  | N/A<br>N/A | N/A<br>0.0<br>0.0                   | 0.0000                          | N/A                       |  |  |      |
| 13C3_PFBa_IIS  | (216.0 / 172.0)<br>78723                         | (3.74, N/A)<br>(N/A, -0.04, N/A)   | 815.2      | N/A                                 | 0.8189<br>[ 1.0000 ]            | 81.9%<br>{ 90.0% }        |  |   |      |
| 13C2_PFHxA_IIS | (315.1 / 270.0)<br>119469                        | (6.19, N/A)<br>(N/A, -0.02, N/A)   | 643.8      | N/A                                 | 0.9675<br>[ 1.0000 ]            | 96.7%<br>{ 92.1% }        |  |   |      |
| 13C4_PFOA_IIS  | (417.0 / 372.0)<br>113340                        | (7.94, N/A)<br>(N/A, -0.01, N/A)   | 515.6      | N/A                                 | 0.9561<br>[ 1.0000 ]            | 95.6%<br>{ 93.3% }        |  |   |      |
| 13C5_PFNAl_IIS | (468.0 / 423.0)<br>89587                         | (8.69, N/A)<br>(N/A, -0.01, N/A)   | 351.5      | N/A                                 | 0.9406<br>[ 1.0000 ]            | 94.1%<br>{ 91.2% }        |  |   |      |

| Analyte        | (Q1 / Q3)<br>Area Counts*min | R.T.<br>(R.T [min], R.R.T.)<br>( $\Delta$ RT-[min], $\Delta$ RT-<br>CV[min], $\Delta$ RT ion[s]) | S / N | Ion Ratio<br>IR Vs MP%<br>IR Vs CV% | Concentration<br>[ True ] ng/mL | Q.C.<br>Rec.<br>{Area%CV} | Primary<br>Transition   | Confirmation<br>Transition | Flag |
|----------------|------------------------------|--|-------|-------------------------------------|---------------------------------|---------------------------|---|----------------------------|------|
| 13C2_PFDA_IIS  | (515.1 / 470.1)<br>86195     | (9.37, N/A)<br>(N/A, 0.00, N/A)  | 269.1 | N/A                                 | 1.0463<br>[ 1.0000 ]            | 104.6%<br>{ 95.6% }       |    |                            |      |
| 18O2_PFHxS_IIS | (403.0 / 83.9)<br>200305     | (8.08, N/A)<br>(N/A, -0.02, N/A)   | 958.7 | N/A                                 | 0.9332<br>[ 1.0000 ]            | 93.3%<br>{ 95.6% }        |    |                            |      |
| 13C4_PFOS_IIS  | (502.8 / 79.9)<br>168219     | (9.50, N/A)<br>(N/A, -0.01, N/A)   | 474.2 | N/A                                 | 0.9038<br>[ 1.0000 ]            | 90.4%<br>{ 88.1% }        |    |                            |      |
| 13C4_PFBA_EIS  | (217.0 / 172.0)<br>624792    | (3.73, N/A)<br>(N/A, -0.04, N/A)   | 874.8 | N/A                                 | 8.4654<br>[ 8.0000 ]            | 105.8%<br>{ 95.4% }       |    |                            |      |
| 13C5_PFPeA_EIS | (267.9 / 223.0)<br>295903    | (5.05, N/A)<br>(N/A, -0.03, N/A)   | 907.0 | N/A                                 | 3.3954<br>[ 4.0000 ]            | 84.9%<br>{ 85.1% }        |   |                            |      |
| 13C5_PFHxA_EIS | (318.0 / 273.0)<br>242645    | (6.19, N/A)<br>(N/A, -0.02, N/A)   | 645.9 | N/A                                 | 1.9912<br>[ 2.0000 ]            | 99.6%<br>{ 92.5% }        |  |                            |      |
| 13C4_PFHpA_EIS | (367.0 / 322.0)<br>216973    | (7.12, N/A)<br>(N/A, -0.02, N/A)   | 619.1 | N/A                                 | 1.9726<br>[ 2.0000 ]            | 98.6%<br>{ 87.5% }        |  |                            |      |
| 13C8_PFOA_EIS  | (421.0 / 376.0)<br>231513    | (7.94, N/A)<br>(N/A, -0.01, N/A)   | 492.2 | N/A                                 | 2.0082<br>[ 2.0000 ]            | 100.4%<br>{ 88.7% }       |  |                            |      |
| 13C9_PFNA_EIS  | (472.0 / 427.0)<br>89361     | (8.68, N/A)<br>(N/A, -0.01, N/A)   | 317.7 | N/A                                 | 1.0108<br>[ 1.0000 ]            | 101.1%<br>{ 107.3% }      |  |                            |      |
| 13C6_PFDA_EIS  | (519.0 / 474.0)<br>120866    | (9.37, N/A)<br>(N/A, -0.01, N/A)   | 215.3 | N/A                                 | 0.9654<br>[ 1.0000 ]            | 96.5%<br>{ 103.9% }       |  |                            |      |
| 13C7_PFUnA_EIS | (570.0 / 525.0)<br>157826    | (9.73, N/A)<br>(N/A, -0.01, N/A)   | 569.7 | N/A                                 | 0.9391<br>[ 1.0000 ]            | 93.9%<br>{ 78.4% }        |  |                            |      |

| Analyte         | (Q1 / Q3)<br>Area Counts*min | R.T.<br>(R.T [min], R.R.T.)<br>( $\Delta$ RT-I[ $\mu$ min], $\Delta$ RT-<br>CV[ $\mu$ min], $\Delta$ RT ion[s]) | S / N  | Ion Ratio<br>IR Vs MP%<br>IR Vs CV% | Concentration<br>[ True ] ng/mL | Q.C.<br>Rec.<br>{Area%CV} | Primary<br>Transition   | Confirmation<br>Transition | Flag |
|-----------------|------------------------------|---|--------|-------------------------------------|---------------------------------|---------------------------|---|----------------------------|------|
| 13C2_PFDa_EIS   | (615.0 / 570.0)<br>192684    | (9.91, N/A)<br>(N/A, 0.00, N/A)   | 1113.0 | N/A                                 | 0.9447<br>[ 1.0000 ]            | 94.5%<br>{ 99.7% }        |    |                            |      |
| 13C2_PFTeDA_EIS | (715.0 / 670.0)<br>131760    | (10.14, N/A)<br>(N/A, 0.00, N/A)  | 320.9  | N/A                                 | 0.8800<br>[ 1.0000 ]            | 88.0%<br>{ 101.5% }       |    |                            |      |
| 13C3_PFBs_EIS   | (302.0 / 80.0)<br>627491     | (6.15, N/A)<br>(N/A, -0.03, N/A)  | 1106.8 | N/A                                 | 2.1316<br>[ 2.0000 ]            | 106.6%<br>{ 94.8% }       |    |                            |      |
| 13C3_PFHxS_EIS  | (402.0 / 80.0)<br>340451     | (8.07, N/A)<br>(N/A, -0.01, N/A)  | 887.9  | N/A                                 | 2.0317<br>[ 2.0000 ]            | 101.6%<br>{ 96.5% }       |    |                            |      |
| 13C8_PFOS_EIS   | (507.0 / 80.0)<br>549323     | (9.50, N/A)<br>(N/A, -0.01, N/A)  | 331.8  | N/A                                 | 2.1421<br>[ 2.0000 ]            | 107.1%<br>{ 91.6% }       |   |                            |      |
| 13C2_4:2FTS_EIS | (329.0 / 81.0)<br>64955      | (5.85, N/A)<br>(N/A, -0.02, N/A)  | 545.2  | N/A                                 | 3.9123<br>[ 4.0000 ]            | 97.8%<br>{ 90.8% }        |  |                            |      |
| 13C2_6:2FTS_EIS | (429.0 / 81.0)<br>96394      | (7.59, N/A)<br>(N/A, -0.01, N/A)  | 588.4  | N/A                                 | 4.3275<br>[ 4.0000 ]            | 108.2%<br>{ 107.2% }      |  |                            |      |
| 13C2_8:2FTS_EIS | (529.0 / 81.0)<br>90896      | (9.02, N/A)<br>(N/A, -0.01, N/A)  | 448.7  | N/A                                 | 4.7014<br>[ 4.0000 ]            | 117.5%<br>{ 104.9% }      |  |                            |      |
| 13C8_PFOsa_EIS  | (506.0 / 78.0)<br>812667     | (10.18, N/A)<br>(N/A, 0.00, N/A)  | 848.0  | N/A                                 | 2.0759<br>[ 2.0000 ]            | 103.8%<br>{ 92.6% }       |  |                            |      |
| D3_NMeFOSA_EIS  | (515.0 / 169.0)<br>237164    | (10.61, N/A)<br>(N/A, 0.00, N/A)  | 741.6  | N/A                                 | 2.0472<br>[ 2.0000 ]            | 102.4%<br>{ 99.5% }       |  |                            |      |
| D5_NEiFOSA_EIS  | (531.1 / 169.0)<br>233427    | (10.70, N/A)<br>(N/A, 0.00, N/A)  | 793.9  | N/A                                 | 2.2223<br>[ 2.0000 ]            | 111.1%<br>{ 102.6% }      |  |                            |      |



Chemist: ABK  
 Instrument: Saphira  
 Type: Sciex Q3 5500

Sample I.D.: SB03769-CCB5  
 DF, IV: 1, 10.0µL  
 Acquisition Method: 1633 2022-12-07.dam

Quant Method: 1633 - S2022-12-07A  
 Path: S2022-12-09B (59)  
 Acquired: 2022/12/10 - 11:11

| Analyte         | (Q1 / Q3)<br>Area Counts*min | R.T.<br>(R.T [min], R.R.T.)<br>(ΔRT-I[min], ΔRT-CV[min], ΔRT ion[s]) | S / N  | Ion Ratio<br>IR Vs MP%<br>IR Vs CV% | Concentration<br>[ True ] ng/mL | Q.C.<br>Rec.<br>{Area%CV} | Primary<br>Transition | Confirmation<br>Transition | Flag |
|-----------------|------------------------------|--|--------|-------------------------------------|---------------------------------|---------------------------|-----------------------|----------------------------|------|
| D3_MeFOSAA_EIS  | (573.0 / 419.0)<br>262548    | (9.54, N/A)<br>(N/A, 0.00, N/A)                                      | 513.7  | N/A                                 | 4.6018<br>[ 4.0000 ]            | 115.0%<br>{ 96.9% }       |                       |                            |      |
| D5_EtFOSAA_EIS  | (589.0 / 419.0)<br>227781    | (9.71, N/A)<br>(N/A, 0.00, N/A)                                      | 320.5  | N/A                                 | 4.6452<br>[ 4.0000 ]            | 116.1%<br>{ 103.4% }      |                       |                            |      |
| D7_NMeFOSE_EIS  | (623.2 / 58.9)<br>490879     | (10.57, N/A)<br>(N/A, 0.00, N/A)                                     | 798.0  | N/A                                 | 24.8082<br>[ 20.0000 ]          | 124.0%<br>{ 103.3% }      |                       |                            |      |
| D9_NEtFOSE_EIS  | (639.2 / 58.9)<br>245262     | (10.67, N/A)<br>(N/A, 0.00, N/A)                                     | 1107.6 | N/A                                 | 24.3267<br>[ 20.0000 ]          | 121.6%<br>{ 103.4% }      |                       |                            |      |
| 13C3_HFPODA_EIS | (287.0 / 169.0)<br>619026    | (6.54, N/A)<br>(N/A, -0.02, N/A)                                     | 713.9  | N/A                                 | 7.7131<br>[ 8.0000 ]            | 96.4%<br>{ 92.2% }        |                       |                            |      |

## ANALYSIS SEQUENCE BLANKSN

Laboratory:N APPL, L CL SDG:N  
 Client:N Tidewater, Inc.L Project:N NASA JPL SIL  
 Sequence:N SB03856L Instrument:N Saphira  
 Calibration:N 2251019L

| Lab Sample IDN | AnalyteN      | FoundN | UnitsN | RLN | CN |
|----------------|---------------|--------|--------|-----|----|
| SB03856-ICB1 0 | PFBA0         | .0     | ng/mL  | .50 | U  |
|                | PFPEA0        | .0     | ng/mL  | .50 | U  |
|                | PFHXA0        | .0     | ng/mL  | .50 | U  |
|                | PFHPA0        | .0     | ng/mL  | .50 | U  |
|                | PFOA0         | .0     | ng/mL  | .50 | U  |
|                | PFNA0         | .0     | ng/mL  | .50 | U  |
|                | PFDA0         | .0     | ng/mL  | .50 | U  |
|                | PFUnA0        | .01550 | ng/mL  | .50 | U  |
|                | PFDOA0        | .0     | ng/mL  | .50 | U  |
|                | PFTRDA0       | .0     | ng/mL  | .50 | U  |
|                | PFTEDA0       | .02460 | ng/mL  | .50 | U  |
|                | PFBS0         | .0     | ng/mL  | .50 | U  |
|                | PFPE0         | .0     | ng/mL  | .50 | U  |
|                | PFHXS0        | .0     | ng/mL  | .50 | U  |
|                | PFHPS0        | .0     | ng/mL  | .50 | U  |
|                | PFOS0         | .01630 | ng/mL  | .50 | U  |
|                | PFNS0         | .0     | ng/mL  | .50 | U  |
|                | PFDS0         | .0     | ng/mL  | .50 | U  |
|                | 4:2FTS0       | .0     | ng/mL  | .50 | U  |
|                | 6:2FTS0       | .0     | ng/mL  | .50 | U  |
|                | 8:2FTS0       | .0     | ng/mL  | .50 | U  |
|                | PFOSA0        | .01820 | ng/mL  | .50 | U  |
|                | NMeFOSA0      | .0     | ng/mL  | .50 | U  |
|                | NEtFOSA0      | .0     | ng/mL  | .50 | U  |
|                | NMeFOSAA0     | .0     | ng/mL  | .50 | U  |
|                | NEtFOSAA0     | .0     | ng/mL  | .50 | U  |
|                | NMeFOSE0      | .09040 | ng/mL  | .50 | U  |
|                | NEtFOSE0      | .08120 | ng/mL  | .50 | U  |
|                | HFPO-DA0      | .0     | ng/mL  | .50 | U  |
|                | ADONA0        | .0     | ng/mL  | .50 | U  |
|                | 9CL-PF3ONS0   | .0     | ng/mL  | .50 | U  |
|                | 11CL-PF3OUDS0 | .0     | ng/mL  | .50 | U  |
|                | 13C4-PFBA0    | 8.520  | ng/mL  |     |    |

## ANALYSIS SEQUENCE BLANKSN

|               |                  |              |              |
|---------------|------------------|--------------|--------------|
| Laboratory:N  | APPL, L CL       | SDG:N        |              |
| Client:N      | Tidewater, Inc.L | Project:N    | NASA JPL SIL |
| Sequence:N    | SB03856L         | Instrument:N | SaphiraL     |
| Calibration:N | 2251019L         |              |              |

| Lab Sample IDN | AnalyteN                 | FoundN | UnitsN | RLN | CN |
|----------------|--------------------------|--------|--------|-----|----|
| SB03856-ICB10  | 13C5-PFPEAO              | 4.060  | ng/mL  |     |    |
|                | 13C5-PFHXA0              | 2.10   | ng/mL  |     |    |
|                | 13C4-PFHPA0              | 1.970  | ng/mL  |     |    |
|                | 13C8-PFOA0               | 2.240  | ng/mL  |     |    |
|                | 13C9-PFNA0               | 1.230  | ng/mL  |     |    |
|                | 13C6-PFDA                | 0.9830 | ng/mL  |     |    |
|                | 13C7-PFU <sub>n</sub> A0 | 1.030  | ng/mL  |     |    |
|                | 13C2-PFDOA               | 0.9580 | ng/mL  |     |    |
|                | 13C2-PFTEDA0             | 1.060  | ng/mL  |     |    |
|                | 13C3-PFBS0               | 2.260  | ng/mL  |     |    |
|                | 13C3-PFHXS0              | 2.330  | ng/mL  |     |    |
|                | 13C8-PFOS0               | 2.140  | ng/mL  |     |    |
|                | 13C2-4:2FTS0             | 4.060  | ng/mL  |     |    |
|                | 13C2-6:2FTS0             | 4.520  | ng/mL  |     |    |
|                | 13C2-8:2FTS0             | 4.260  | ng/mL  |     |    |
|                | 13C8-PFOSA0              | 2.410  | ng/mL  |     |    |
|                | D3-NMEFOSA0              | 2.370  | ng/mL  |     |    |
|                | D5-NETFOSA0              | 2.650  | ng/mL  |     |    |
|                | D3-NMEFOSAA0             | 4.580  | ng/mL  |     |    |
|                | D5-NETFOSAA0             | 5.610  | ng/mL  |     |    |
|                | D7-NMEFOSE0              | 25.10  | ng/mL  |     |    |
|                | D9-NETFOSSE0             | 25.30  | ng/mL  |     |    |
|                | 13C3-HFPO-DA0            | 8.830  | ng/mL  |     |    |



Chemist: DAG  
 Instrument: Saphira  
 Type: Sciex Q3 5500

Sample I.D.: SB03856-ICB1  
 DF, IV: 1, 10.0µL  
 Acquisition Method: 1633 2022-12-13.dam

Quant Method: 1633 - 2022-12-15A  
 Path: S2022-12-15A (9)  
 Acquired: 2022/12/15 - 14:15

| Analyte | (Q1 / Q3)<br>Area Counts*min                       | R.T.<br>(R.T [min] , R.R.T.)<br>(ΔRT-I[min], ΔRT-CV[min], ΔRT ion[s]) | S / N         | Ion Ratio<br>IR Vs MP%<br>IR Vs CV% | Concentration<br>[ True ] ng/mL | Q.C.<br>Rec.<br>{Area%CV} | Primary<br>Transition | Confirmation<br>Transition | Flag |
|---------|--|---|---------------|-------------------------------------|---------------------------------|---------------------------|-----------------------|----------------------------|------|
| PFBA    | (212.9 / 169.0)<br>N/A                             | (N/A, N/A)<br>(N/A, N/A, N/A)   | N/A           | N/A<br>0.0<br>0.0                   | 0.0000                          | N/A                       |                       |                            |      |
| PFPeA   | (262.9 / 219.0)<br>N/A<br>(262.9 / 69.0)<br>N/A    | (N/A, N/A)<br>(N/A, N/A, N/A)   | N/A<br>N/A    | N/A<br>0.0<br>0.0                   | 0.0000                          | N/A                       |                       |                            |      |
| PFHxA   | (313.0 / 269.0)<br>N/A<br>(313.0 / 119.0)<br>N/A   | (N/A, N/A)<br>(N/A, N/A, N/A)   | N/A<br>N/A    | N/A<br>0.0<br>0.0                   | 0.0000                          | N/A                       |                       |                            |      |
| PFHpA   | (363.0 / 319.0)<br>N/A<br>(363.0 / 169.0)<br>N/A   | (N/A, N/A)<br>(N/A, N/A, N/A)   | N/A<br>N/A    | N/A<br>0.0<br>0.0                   | 0.0000                          | N/A                       |                       |                            |      |
| PFOA    | (413.0 / 369.0)<br>N/A<br>(413.0 / 169.0)<br>N/A   | (N/A, N/A)<br>(N/A, N/A, N/A)   | N/A<br>N/A    | N/A<br>0.0<br>0.0                   | 0.0000                          | N/A                       |                       |                            |      |
| PFNA    | (463.0 / 419.0)<br>N/A<br>(463.0 / 169.0)<br>N/A   | (N/A, N/A)<br>(N/A, N/A, N/A)   | N/A<br>N/A    | N/A<br>0.0<br>0.0                   | 0.0000                          | N/A                       |                       |                            |      |
| PFDA    | (513.0 / 469.0)<br>N/A<br>(513.0 / 169.0)<br>N/A   | (N/A, N/A)<br>(N/A, N/A, N/A)   | N/A<br>N/A    | N/A<br>0.0<br>0.0                   | 0.0000                          | N/A                       |                       |                            |      |
| PFUnA   | (563.0 / 519.0)<br>2368<br>(563.0 / 169.0)<br>265  | (9.71, 1.00)<br>(-0.01, N/A, 1.3)                                     | 11.9<br>355.1 | 0.1121<br>100.1<br>100.1            | 0.0155                          | N/A                       |                       |                            |      |
| PFDoA   | (613.0 / 569.0)<br>N/A<br>(613.0 / 169.0)<br>N/A   | (N/A, N/A)<br>(N/A, N/A, N/A)   | N/A<br>N/A    | N/A<br>0.0<br>0.0                   | 0.0000                          | N/A                       |                       |                            |      |
| PFTrDA  | (663.0 / 619.0)<br>N/A<br>(663.0 / 169.0)<br>N/A   | (N/A, N/A)<br>(N/A, N/A, N/A)   | N/A<br>N/A    | N/A<br>0.0<br>0.0                   | 0.0000                          | N/A                       |                       |                            |      |
| PFTeDA  | (713.0 / 669.0)<br>3421<br>(713.0 / 169.0)<br>1579 | (10.14, 1.00)<br>(0.01, N/A, 0.2)                                     | 23.3<br>154.7 | 0.4614<br>203.3<br>203.3            | 0.0246                          | N/A                       |                       |                            | IR2, |



Chemist: DAG  
 Instrument: Saphira  
 Type: Sciex Q3 5500

Sample I.D.: SB03856-ICB1  
 DF, IV: 1, 10.0µL  
 Acquisition Method: 1633 2022-12-13.dam

Quant Method: 1633 - 2022-12-15A  
 Path: S2022-12-15A (9)  
 Acquired: 2022/12/15 - 14:15

| Analyte | (Q1 / Q3)<br>Area Counts*min                         | R.T.<br>(R.T [min], R.R.T.)<br>(ΔRT-I[min], ΔRT-CV[min], ΔRT ion[s]) | S / N        | Ion Ratio<br>IR Vs MP%<br>IR Vs CV% | Concentration<br>[ True ] ng/mL | Q.C.<br>Rec.<br>{Area%CV} | Primary<br>Transition | Confirmation<br>Transition | Flag |
|---------|--|--|--------------|-------------------------------------|---------------------------------|---------------------------|-----------------------|----------------------------|------|
| PFBS    | ( 298.9 / 80.0 )<br>N/A<br>( 298.9 / 99.0 )<br>N/A   | ( N/A , N/A )<br>( N/A , N/A , N/A )                                 | N/A<br>N/A   | N/A<br>0.0<br>0.0                   | 0.0000                          | N/A                       |                       |                            |      |
| PFPeS   | ( 349.0 / 80.0 )<br>N/A<br>( 349.0 / 99.0 )<br>N/A   | ( N/A , N/A )<br>( N/A , N/A , N/A )                                 | N/A<br>N/A   | N/A<br>0.0<br>0.0                   | 0.0000                          | N/A                       |                       |                            |      |
| PFHxS   | ( 399.0 / 80.0 )<br>N/A<br>( 399.0 / 99.0 )<br>N/A   | ( N/A , N/A )<br>( N/A , N/A , N/A )                                 | N/A<br>N/A   | N/A<br>0.0<br>0.0                   | 0.0000                          | N/A                       |                       |                            |      |
| PFHpS   | ( 449.0 / 80.0 )<br>N/A<br>( 449.0 / 99.0 )<br>N/A   | ( N/A , N/A )<br>( N/A , N/A , N/A )                                 | N/A<br>N/A   | N/A<br>0.0<br>0.0                   | 0.0000                          | N/A                       |                       |                            |      |
| PFOS    | ( 499.0 / 80.0 )<br>5322<br>( 499.0 / 99.0 )<br>2218 | ( 9.45 , 1.00 )<br>( -0.01 , N/A , -2.2 )                            | 21.2<br>13.6 | 0.4168<br>182.4<br>182.4            | 0.0163                          | N/A                       |                       |                            | IR2, |
| PFNS    | ( 549.0 / 80.0 )<br>N/A<br>( 549.0 / 99.0 )<br>N/A   | ( N/A , N/A )<br>( N/A , N/A , N/A )                                 | N/A<br>N/A   | N/A<br>0.0<br>0.0                   | 0.0000                          | N/A                       |                       |                            |      |
| PFDS    | ( 599.0 / 80.0 )<br>N/A<br>( 599.0 / 99.0 )<br>N/A   | ( N/A , N/A )<br>( N/A , N/A , N/A )                                 | N/A<br>N/A   | N/A<br>0.0<br>0.0                   | 0.0000                          | N/A                       |                       |                            |      |
| PFDoS   | ( 698.9 / 80.0 )<br>N/A<br>( 698.9 / 99.0 )<br>N/A   | ( N/A , N/A )<br>( N/A , N/A , N/A )                                 | N/A<br>N/A   | N/A<br>0.0<br>0.0                   | 0.0000                          | N/A                       |                       |                            |      |
| 4:2FTS  | ( 327.0 / 307.0 )<br>N/A<br>( 327.0 / 81.0 )<br>N/A  | ( N/A , N/A )<br>( N/A , N/A , N/A )                                 | N/A<br>N/A   | N/A<br>0.0<br>0.0                   | 0.0000                          | N/A                       |                       |                            |      |
| 6:2FTS  | ( 427.0 / 407.0 )<br>N/A<br>( 427.0 / 81.0 )<br>N/A  | ( N/A , N/A )<br>( N/A , N/A , N/A )                                 | N/A<br>N/A   | N/A<br>0.0<br>0.0                   | 0.0000                          | N/A                       |                       |                            |      |
| 8:2FTS  | ( 527.0 / 507.0 )<br>N/A<br>( 527.0 / 81.0 )<br>N/A  | ( N/A , N/A )<br>( N/A , N/A , N/A )                                 | N/A<br>N/A   | N/A<br>0.0<br>0.0                   | 0.0000                          | N/A                       |                       |                            |      |



Chemist: DAG  
Instrument: Saphira  
Type: Sciex Q3 5500

Sample I.D.: SB03856-ICB1  
DF, IV: 1, 10.0µL  
Acquisition Method: 1633 2022-12-13.dam

Quant Method: 1633 - 2022-12-15A  
Path: S2022-12-15A (9)  
Acquired: 2022/12/15 - 14:15

| Analyte      | (Q1 / Q3)<br>Area Counts*min                         | R.T.<br>(R.T [min], R.R.T.)<br>(ΔRT-[min], ΔRT-CV[min], ΔRT ion[s]) | S / N       | Ion Ratio<br>IR Vs MP%<br>IR Vs CV% | Concentration<br>[ True ] ng/mL | Q.C.<br>Rec.<br>{Area%CV} | Primary<br>Transition | Confirmation<br>Transition | Flag |
|--------------|--|---|-------------|-------------------------------------|---------------------------------|---------------------------|-----------------------|----------------------------|------|
| PFOSA        | ( 498.0 / 78.0 )<br>8813<br>( 498.0 / 478.0 )<br>N/A | ( 10.16 , 1.00 )<br>( -0.02 , N/A , #Value!)                        | 25.1<br>N/A | N/A<br>0.0<br>0.0                   | 0.0182                          | N/A                       |                       |                            |      |
| NMeFOSA      | ( 511.9 / 219.0 )<br>N/A<br>( 511.9 / 169.0 )<br>N/A | ( N/A , N/A )<br>( N/A , N/A , N/A )                                | N/A<br>N/A  | N/A<br>0.0<br>0.0                   | 0.0000                          | N/A                       |                       |                            |      |
| NEIFOSA      | ( 526.0 / 219.0 )<br>N/A<br>( 526.0 / 169.0 )<br>N/A | ( N/A , N/A )<br>( N/A , N/A , N/A )                                | N/A<br>N/A  | N/A<br>0.0<br>0.0                   | 0.0000                          | N/A                       |                       |                            |      |
| NMeFOSAA     | ( 570.0 / 419.0 )<br>N/A<br>( 570.0 / 483.0 )<br>N/A | ( N/A , N/A )<br>( N/A , N/A , N/A )                                | N/A<br>N/A  | N/A<br>0.0<br>0.0                   | 0.0000                          | N/A                       |                       |                            |      |
| NEIFOSAA     | ( 584.0 / 419.0 )<br>N/A<br>( 584.0 / 526.0 )<br>N/A | ( N/A , N/A )<br>( N/A , N/A , N/A )                                | N/A<br>N/A  | N/A<br>0.0<br>0.0                   | 0.0000                          | N/A                       |                       |                            |      |
| NMeFOSE      | ( 616.1 / 59.0 )<br>2788                             | ( 10.58 , 1.00 )<br>( 0.01 , N/A , 0.0 )                            | 32.7        | N/A<br>0.0<br>0.0                   | 0.0904                          | N/A                       |                       |                            |      |
| NEIFOSE      | ( 630.0 / 59.0 )<br>679                              | ( 10.68 , 1.00 )<br>( 0.01 , N/A , 0.0 )                            | 20.6        | N/A<br>0.0<br>0.0                   | 0.0812                          | N/A                       |                       |                            |      |
| HFPO-DA      | ( 285.0 / 169.0 )<br>N/A<br>( 285.0 / 185.0 )<br>N/A | ( N/A , N/A )<br>( N/A , N/A , N/A )                                | N/A<br>N/A  | N/A<br>0.0<br>0.0                   | 0.0000                          | N/A                       |                       |                            |      |
| ADONA        | ( 377.0 / 85.0 )<br>N/A<br>( 377.0 / 251.0 )<br>N/A  | ( N/A , N/A )<br>( N/A , N/A , N/A )                                | N/A<br>N/A  | N/A<br>0.0<br>0.0                   | 0.0000                          | N/A                       |                       |                            |      |
| 9CI-Pf3ONS   | ( 531.0 / 351.0 )<br>N/A<br>( 533.0 / 353.0 )<br>N/A | ( N/A , N/A )<br>( N/A , N/A , N/A )                                | N/A<br>N/A  | N/A<br>0.0<br>0.0                   | 0.0000                          | N/A                       |                       |                            |      |
| 11CI-PF3OUDS | ( 631.0 / 451.0 )<br>N/A<br>( 633.0 / 453.0 )<br>N/A | ( N/A , N/A )<br>( N/A , N/A , N/A )                                | N/A<br>N/A  | N/A<br>0.0<br>0.0                   | 0.0000                          | N/A                       |                       |                            |      |



Chemist: DAG  
 Instrument: Saphira  
 Type: Sciex Q3 5500

Sample I.D.: SB03856-ICB1  
 DF, IV: 1, 10.0µL  
 Acquisition Method: 1633 2022-12-13.dam

Quant Method: 1633 - 2022-12-15A  
 Path: S2022-12-15A (9)  
 Acquired: 2022/12/15 - 14:15

| Analyte        | (Q1 / Q3)<br>Area Counts*min                     | R.T.<br>(R.T [min], R.R.T.)<br>( $\Delta$ RT-[min], $\Delta$ RT-<br>CV[min], $\Delta$ RT ion[s]) | S / N      | Ion Ratio<br>IR Vs MP%<br>IR Vs CV% | Concentration<br>[ True ] ng/mL | Q.C.<br>Rec.<br>{Area%CV} | Primary<br>Transition | Confirmation<br>Transition | Flag |
|----------------|--|--|------------|-------------------------------------|---------------------------------|---------------------------|-----------------------|----------------------------|------|
| 3:3FTCA        | (241.0 / 177.0)<br>N/A<br>(241.0 / 117.0)<br>N/A | (N/A, N/A)<br>(N/A, N/A, N/A)  | N/A<br>N/A | N/A<br>0.0<br>0.0                   | 0.0000                          | N/A                       |                       |                            |      |
| 5:3FTCA        | (341.0 / 236.7)<br>N/A<br>(341.0 / 217.0)<br>N/A | (N/A, N/A)<br>(N/A, N/A, N/A)  | N/A<br>N/A | N/A<br>0.0<br>0.0                   | 0.0000                          | N/A                       |                       |                            |      |
| 7:3FTCA        | (441.0 / 317.0)<br>N/A<br>(441.0 / 337.0)<br>N/A | (N/A, N/A)<br>(N/A, N/A, N/A)  | N/A<br>N/A | N/A<br>0.0<br>0.0                   | 0.0000                          | N/A                       |                       |                            |      |
| PFEESA         | (315.0 / 135.0)<br>N/A<br>(315.0 / 83.0)<br>N/A  | (N/A, N/A)<br>(N/A, N/A, N/A)  | N/A<br>N/A | N/A<br>0.0<br>0.0                   | 0.0000                          | N/A                       |                       |                            |      |
| PFMPA          | (229.0 / 85.0)<br>N/A                            | (N/A, N/A)<br>(N/A, N/A, N/A)  | N/A        | N/A<br>0.0<br>0.0                   | 0.0000                          | N/A                       |                       |                            |      |
| PFMBA          | (279.0 / 85.0)<br>N/A                            | (N/A, N/A)<br>(N/A, N/A, N/A)  | N/A        | N/A<br>0.0<br>0.0                   | 0.0000                          | N/A                       |                       |                            |      |
| NFDHA          | (201.0 / 85.0)<br>N/A<br>(295.0 / 201.0)<br>N/A  | (N/A, N/A)<br>(N/A, N/A, N/A)  | N/A<br>N/A | N/A<br>0.0<br>0.0                   | 0.0000                          | N/A                       |                       |                            |      |
| 13C3_PFBA_IIS  | (216.0 / 172.0)<br>79325                         | (3.69, N/A)<br>(N/A, -0.02, N/A)   | 625.0      | N/A                                 | 0.9073<br>[ 1.0000 ]            | 90.7%<br>{ 86.0% }        |                       |                            |      |
| 13C2_PFHxA_IIS | (315.1 / 270.0)<br>123371                        | (6.14, N/A)<br>(N/A, -0.02, N/A)   | 481.2      | N/A                                 | 0.9376<br>[ 1.0000 ]            | 93.8%<br>{ 98.0% }        |                       |                            |      |
| 13C4_PFOA_IIS  | (417.0 / 372.0)<br>107121                        | (7.89, N/A)<br>(N/A, -0.02, N/A)   | 429.8      | N/A                                 | 0.8558<br>[ 1.0000 ]            | 85.6%<br>{ 84.2% }        |                       |                            |      |
| 13C5_PFNA_IIS  | (468.0 / 423.0)<br>79969                         | (8.62, N/A)<br>(N/A, -0.02, N/A)   | 329.4      | N/A                                 | 0.8012<br>[ 1.0000 ]            | 80.1%<br>{ 72.7% }        |                       |                            |      |



Chemist: DAG  
 Instrument: Saphira  
 Type: Sciex Q3 5500

Sample I.D.: SB03856-ICB1  
 DF, IV: 1, 10.0µL  
 Acquisition Method: 1633 2022-12-13.dam

Quant Method: 1633 - 2022-12-15A  
 Path: S2022-12-15A (9)  
 Acquired: 2022/12/15 - 14:15

| Analyte        | (Q1 / Q3)<br>Area Counts*min | R.T.<br>(R.T [min], R.R.T.)<br>(ΔRT-I[min], ΔRT-CV[min], ΔRT ion[s]) | S / N | Ion Ratio<br>IR Vs MP%<br>IR Vs CV% | Concentration<br>[ True ] ng/mL | Q.C.<br>Rec.<br>{Area%CV} | Primary<br>Transition | Confirmation<br>Transition | Flag |
|----------------|------------------------------|--|-------|-------------------------------------|---------------------------------|---------------------------|-----------------------|----------------------------|------|
| 13C2_PFDA_IIS  | (515.1 / 470.1)<br>102447    | (9.31, N/A)<br>(N/A, -0.01, N/A)                                     | 292.7 | N/A                                 | 0.9879<br>[ 1.0000 ]            | 98.8%<br>{ 104.3% }       |                       |                            |      |
| 18O2_PFHxS_IIS | (403.0 / 83.9)<br>204239     | (8.02, N/A)<br>(N/A, -0.02, N/A)                                     | 592.8 | N/A                                 | 0.8633<br>[ 1.0000 ]            | 86.3%<br>{ 80.8% }        |                       |                            |      |
| 13C4_PFOS_IIS  | (502.8 / 79.9)<br>168317     | (9.46, N/A)<br>(N/A, -0.02, N/A)                                     | 420.6 | N/A                                 | 0.8390<br>[ 1.0000 ]            | 83.9%<br>{ 76.2% }        |                       |                            |      |
| 13C4_PFBA_EIS  | (217.0 / 172.0)<br>700019    | (3.69, N/A)<br>(N/A, -0.02, N/A)                                     | 779.8 | N/A                                 | 8.5236<br>[ 8.0000 ]            | 106.5%<br>{ 96.6% }       |                       |                            |      |
| 13C5_PFPeA_EIS | (267.9 / 223.0)<br>368858    | (4.99, N/A)<br>(N/A, -0.03, N/A)                                     | 810.4 | N/A                                 | 4.0611<br>[ 4.0000 ]            | 101.5%<br>{ 97.7% }       |                       |                            |      |
| 13C5_PFHxA_EIS | (318.0 / 273.0)<br>305353    | (6.14, N/A)<br>(N/A, -0.02, N/A)                                     | 766.5 | N/A                                 | 2.1025<br>[ 2.0000 ]            | 105.1%<br>{ 100.7% }      |                       |                            |      |
| 13C4_PFHpA_EIS | (367.0 / 322.0)<br>253262    | (7.07, N/A)<br>(N/A, -0.03, N/A)                                     | 692.2 | N/A                                 | 1.9738<br>[ 2.0000 ]            | 98.7%<br>{ 92.4% }        |                       |                            |      |
| 13C8_PFOA_EIS  | (421.0 / 376.0)<br>264665    | (7.89, N/A)<br>(N/A, -0.02, N/A)                                     | 517.1 | N/A                                 | 2.2359<br>[ 2.0000 ]            | 111.8%<br>{ 104.5% }      |                       |                            |      |
| 13C9_PFNA_EIS  | (472.0 / 427.0)<br>107397    | (8.63, N/A)<br>(N/A, -0.02, N/A)                                     | 488.4 | N/A                                 | 1.2295<br>[ 1.0000 ]            | 122.9%<br>{ 102.7% }      |                       |                            |      |
| 13C6_PFDA_EIS  | (519.0 / 474.0)<br>136506    | (9.31, N/A)<br>(N/A, -0.02, N/A)                                     | 345.5 | N/A                                 | 0.9833<br>[ 1.0000 ]            | 98.3%<br>{ 95.7% }        |                       |                            |      |
| 13C7_PFUnA_EIS | (570.0 / 525.0)<br>205614    | (9.72, N/A)<br>(N/A, 0.00, N/A)                                      | 807.0 | N/A                                 | 1.0287<br>[ 1.0000 ]            | 102.9%<br>{ 109.9% }      |                       |                            |      |

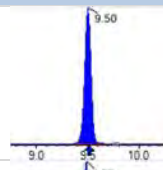






Chemist: DAG  
 Instrument: Saphira  
 Type: Sciex Q3 5500

Sample I.D.: SB03856-ICB1  
 DF, IV: 1, 10.0µL  
 Acquisition Method: 1633 2022-12-13.dam

Quant Method: 1633 - 2022-12-15A  
 Path: S2022-12-15A (9)  
 Acquired: 2022/12/15 - 14:15

| Analyte         | (Q1 / Q3)<br>Area Counts*min | R.T.<br>(R.T [min], R.R.T.)<br>(ΔRT-I[min], ΔRT-CV[min], ΔRT ion[s]) | S / N  | Ion Ratio<br>IR Vs MP%<br>IR Vs CV% | Concentration<br>[ True ] ng/mL | Q.C.<br>Rec.<br>{Area%CV} | Primary<br>Transition | Confirmation<br>Transition | Flag |
|-----------------|------------------------------|--|--------|-------------------------------------|---------------------------------|---------------------------|-----------------------|----------------------------|------|
| 13C2_PFDa_EIS   | (615.0 / 570.0)<br>215918    | (9.90, N/A)<br>(N/A, 0.00, N/A)                                      | 349.4  | N/A                                 | 0.9579<br>[ 1.0000 ]            | 95.8%<br>{ 100.1% }       |                       |                            |      |
| 13C2_PFTeDA_EIS | (715.0 / 670.0)<br>145042    | (10.13, N/A)<br>(N/A, 0.00, N/A)                                     | 329.7  | N/A                                 | 1.0587<br>[ 1.0000 ]            | 105.9%<br>{ 119.9% }      |                       |                            |      |
| 13C3_PFBs_EIS   | (302.0 / 80.0)<br>752754     | (6.10, N/A)<br>(N/A, -0.03, N/A)                                     | 956.2  | N/A                                 | 2.2567<br>[ 2.0000 ]            | 112.8%<br>{ 99.2% }       |                       |                            |      |
| 13C3_PFHxS_EIS  | (402.0 / 80.0)<br>403724     | (8.02, N/A)<br>(N/A, -0.02, N/A)                                     | 759.9  | N/A                                 | 2.3339<br>[ 2.0000 ]            | 116.7%<br>{ 104.8% }      |                       |                            |      |
| 13C8_PFOS_EIS   | (507.0 / 80.0)<br>592394     | (9.46, N/A)<br>(N/A, -0.01, N/A)                                     | 322.3  | N/A                                 | 2.1425<br>[ 2.0000 ]            | 107.1%<br>{ 88.7% }       |                       |                            |      |
| 13C2_4:2FTS_EIS | (329.0 / 81.0)<br>76281      | (5.80, N/A)<br>(N/A, -0.03, N/A)                                     | 483.1  | N/A                                 | 4.0556<br>[ 4.0000 ]            | 101.4%<br>{ 86.5% }       |                       |                            |      |
| 13C2_6:2FTS_EIS | (429.0 / 81.0)<br>109033     | (7.54, N/A)<br>(N/A, -0.02, N/A)                                     | 520.1  | N/A                                 | 4.5234<br>[ 4.0000 ]            | 113.1%<br>{ 102.1% }      |                       |                            |      |
| 13C2_8:2FTS_EIS | (529.0 / 81.0)<br>92104      | (8.96, N/A)<br>(N/A, -0.03, N/A)                                     | 286.5  | N/A                                 | 4.2622<br>[ 4.0000 ]            | 106.6%<br>{ 97.5% }       |                       |                            |      |
| 13C8_PFOsa_EIS  | (506.0 / 78.0)<br>971045     | (10.18, N/A)<br>(N/A, 0.00, N/A)                                     | 717.2  | N/A                                 | 2.4132<br>[ 2.0000 ]            | 120.7%<br>{ 99.8% }       |                       |                            |      |
| D3_NMeFOSA_EIS  | (515.0 / 169.0)<br>237698    | (10.61, N/A)<br>(N/A, 0.00, N/A)                                     | 943.5  | N/A                                 | 2.3712<br>[ 2.0000 ]            | 118.6%<br>{ 99.0% }       |                       |                            |      |
| D5_NEiFOSA_EIS  | (531.1 / 169.0)<br>247829    | (10.70, N/A)<br>(N/A, 0.00, N/A)                                     | 1028.3 | N/A                                 | 2.6475<br>[ 2.0000 ]            | 132.4%<br>{ 107.7% }      |                       |                            |      |

| Analyte         | (Q1 / Q3)<br>Area Counts*min | R.T.<br>(R.T [min], R.R.T.)<br>( $\Delta$ RT-I[ $\mu$ min], $\Delta$ RT-CV[ $\mu$ min], $\Delta$ RT ion[s]) | S / N  | Ion Ratio<br>IR Vs MP%<br>IR Vs CV% | Concentration<br>[ True ] ng/mL | Q.C.<br>Rec.<br>{Area%CV} | Primary<br>Transition  | Confirmation<br>Transition | Flag |
|-----------------|------------------------------|---|--------|-------------------------------------|---------------------------------|---------------------------|--|----------------------------|------|
| D3_MeFOSAA_EIS  | ( 573.0 / 419.0 )<br>296955  | ( 9.50, N/A )<br>( N/A, -0.02, N/A )  | 366.2  | N/A                                 | 4.5785<br>[ 4.0000 ]            | 114.5%<br>{ 104.2% }      |   |                            |      |
| D5_EtFOSAA_EIS  | ( 589.0 / 419.0 )<br>302168  | ( 9.68, N/A )<br>( N/A, -0.01, N/A )  | 431.7  | N/A                                 | 5.6058<br>[ 4.0000 ]            | 140.1%<br>{ 118.0% }      |   |                            |      |
| D7_NMeFOSE_EIS  | ( 623.2 / 58.9 )<br>484298   | ( 10.57, N/A )<br>( N/A, 0.00, N/A )  | 859.4  | N/A                                 | 25.1152<br>[ 20.0000 ]          | 125.6%<br>{ 96.7% }       |   |                            |      |
| D9_NEtFOSE_EIS  | ( 639.2 / 58.9 )<br>262232   | ( 10.67, N/A )<br>( N/A, 0.00, N/A )  | 1242.2 | N/A                                 | 25.2539<br>[ 20.0000 ]          | 126.3%<br>{ 99.0% }       |   |                            |      |
| 13C3_HFPODA_EIS | ( 287.0 / 169.0 )<br>780707  | ( 6.49, N/A )<br>( N/A, -0.02, N/A )  | 898.1  | N/A                                 | 8.8290<br>[ 8.0000 ]            | 110.4%<br>{ 105.0% }      |  |                            |      |

## ANALYSIS SEQUENCE BLANKSN

Laboratory:N APPL, L CL SDG:N  
 Client:N Tidewater, Inc.L Project:N NASA JPL SIL  
 Sequence:N SB03858L Instrument:N SaphiraL  
 Calibration:N 2251019L

| Lab Sample IDN | AnalyteN      | FoundN | UnitsN | RLN | CN |
|----------------|---------------|--------|--------|-----|----|
| SB03858-CCB10  | PFBA0         | .0     | ng/mL0 | .50 | U  |
|                | PFPEA0        | .0     | ng/mL0 | .50 | U  |
|                | PFHXA0        | .0     | ng/mL0 | .50 | U  |
|                | PFHPA0        | .0     | ng/mL0 | .50 | U  |
|                | PFOA0         | .0     | ng/mL0 | .50 | U  |
|                | PFNA0         | .0     | ng/mL0 | .50 | U  |
|                | PFDA0         | .0     | ng/mL0 | .50 | U  |
|                | PFUnA0        | .0     | ng/mL0 | .50 | U  |
|                | PFDOA0        | .0     | ng/mL0 | .50 | U  |
|                | PFTRDA0       | .0     | ng/mL0 | .50 | U  |
|                | PFTEDA0       | .0     | ng/mL0 | .50 | U  |
|                | PFBS0         | .0     | ng/mL0 | .50 | U  |
|                | PFPE0         | .0     | ng/mL0 | .50 | U  |
|                | PFHXS0        | .0     | ng/mL0 | .50 | U  |
|                | PFHPS0        | .0     | ng/mL0 | .50 | U  |
|                | PFOS0         | .0     | ng/mL0 | .50 | U  |
|                | PFNS0         | .0     | ng/mL0 | .50 | U  |
|                | PFDS0         | .0     | ng/mL0 | .50 | U  |
|                | 4:2FTS0       | .0     | ng/mL0 | .50 | U  |
|                | 6:2FTS0       | .0     | ng/mL0 | .50 | U  |
|                | 8:2FTS0       | .0     | ng/mL0 | .50 | U  |
|                | PFOSA0        | .0     | ng/mL0 | .50 | U  |
|                | NMeFOSA0      | .0     | ng/mL0 | .50 | U  |
|                | NEtFOSA0      | .0     | ng/mL0 | .50 | U  |
|                | NMeFOSAA0     | .0     | ng/mL0 | .50 | U  |
|                | NEtFOSAA0     | .0     | ng/mL0 | .50 | U  |
|                | NMeFOSE0      | .0     | ng/mL0 | .50 | U  |
|                | NEtFOSE0      | .0     | ng/mL0 | .50 | U  |
|                | HFPO-DA0      | .0     | ng/mL0 | .50 | U  |
|                | ADONA0        | .0     | ng/mL0 | .50 | U  |
|                | 9CL-PF3ONS0   | .0     | ng/mL0 | .50 | U  |
|                | 11CL-PF3OUDS0 | .0     | ng/mL0 | .50 | U  |
|                | 13C4-PFBA0    | 8.510  | ng/mL0 |     |    |

## ANALYSIS SEQUENCE BLANKSN

|               |                  |              |              |
|---------------|------------------|--------------|--------------|
| Laboratory:N  | APPL, L CL       | SDG:N        |              |
| Client:N      | Tidewater, Inc.L | Project:N    | NASA JPL SIL |
| Sequence:N    | SB03858L         | Instrument:N | SaphiraL     |
| Calibration:N | 2251019L         |              |              |

| Lab Sample IDN | AnalyteN      | FoundN | UnitsN | RLN | CN |
|----------------|---------------|--------|--------|-----|----|
| SB03858-CCB10  | 13C5-PFPEA0   | 4.420  | ng/mL0 |     |    |
|                | 13C5-PFHXA0   | 2.320  | ng/mL0 |     |    |
|                | 13C4-PFHPA0   | 2.020  | ng/mL0 |     |    |
|                | 13C8-PFOA0    | 2.050  | ng/mL0 |     |    |
|                | 13C9-PFNA0    | 1.010  | ng/mL0 |     |    |
|                | 13C6-PFDA     | 0.9790 | ng/mL0 |     |    |
|                | 13C7-PFUnA0   | 1.060  | ng/mL0 |     |    |
|                | 13C2-PFDOA0   | 1.080  | ng/mL0 |     |    |
|                | 13C2-PFTEDA0  | 1.070  | ng/mL0 |     |    |
|                | 13C3-PFBS0    | 2.060  | ng/mL0 |     |    |
|                | 13C3-PFHXS0   | 2.180  | ng/mL0 |     |    |
|                | 13C8-PFOS0    | 1.90   | ng/mL0 |     |    |
|                | 13C2-4:2FTS0  | 4.340  | ng/mL0 |     |    |
|                | 13C2-6:2FTS0  | 4.20   | ng/mL0 |     |    |
|                | 13C2-8:2FTS0  | 3.970  | ng/mL0 |     |    |
|                | 13C8-PFOSA0   | 2.0    | ng/mL0 |     |    |
|                | D3-NMEFOSA0   | 2.070  | ng/mL0 |     |    |
|                | D5-NETFOSA0   | 2.090  | ng/mL0 |     |    |
|                | D3-NMEFOSAA0  | 3.930  | ng/mL0 |     |    |
|                | D5-NETFOSAA0  | 4.220  | ng/mL0 |     |    |
|                | D7-NMEFOSE0   | 20.70  | ng/mL0 |     |    |
|                | D9-NETFOSSE0  | 22.30  | ng/mL0 |     |    |
|                | 13C3-HFPO-DA0 | 8.680  | ng/mL0 |     |    |



Chemist: DAG  
 Instrument: Saphira  
 Type: Sciex Q3 5500

Sample I.D.: SB03858-CCB1  
 DF, IV: 1, 10.0µL  
 Acquisition Method: 1633 2022-12-13.dam

Quant Method: 1633 - 2022-12-15A  
 Path: S2022-12-15B (1)  
 Acquired: 2022/12/15 - 14:53

| Analyte | (Q1 / Q3)<br>Area Counts*min                     | R.T.<br>(R.T [min], R.R.T.)<br>(ΔRT-Imin, ΔRT-CVmin,<br>ΔRT ion[s]) | S / N      | Ion Ratio<br>IR Vs MP%<br>IR Vs CV% | Concentration<br>True ng/mL | Q.C.<br>Rec.<br>{Area%CV} | Primary<br>Transition | Confirmation<br>Transition | Flag |
|---------|--|---|------------|-------------------------------------|-----------------------------|---------------------------|-----------------------|----------------------------|------|
| PFBA    | (212.9 / 169.0)<br>N/A                           | (N/A, N/A)<br>(N/A, N/A, N/A)                                       | N/A        | N/A<br>0.0<br>0.0                   | 0.0000                      | N/A                       |                       |                            |      |
| PFPeA   | (262.9 / 219.0)<br>N/A<br>(262.9 / 69.0)<br>N/A  | (N/A, N/A)<br>(N/A, N/A, N/A)                                       | N/A<br>N/A | N/A<br>0.0<br>0.0                   | 0.0000                      | N/A                       |                       |                            |      |
| PFHxA   | (313.0 / 269.0)<br>N/A<br>(313.0 / 119.0)<br>N/A | (N/A, N/A)<br>(N/A, N/A, N/A)                                       | N/A<br>N/A | N/A<br>0.0<br>0.0                   | 0.0000                      | N/A                       |                       |                            |      |
| PFHpA   | (363.0 / 319.0)<br>N/A<br>(363.0 / 169.0)<br>N/A | (N/A, N/A)<br>(N/A, N/A, N/A)                                       | N/A<br>N/A | N/A<br>0.0<br>0.0                   | 0.0000                      | N/A                       |                       |                            |      |
| PFOA    | (413.0 / 369.0)<br>N/A<br>(413.0 / 169.0)<br>N/A | (N/A, N/A)<br>(N/A, N/A, N/A)                                       | N/A<br>N/A | N/A<br>0.0<br>0.0                   | 0.0000                      | N/A                       |                       |                            |      |
| PFNA    | (463.0 / 419.0)<br>N/A<br>(463.0 / 169.0)<br>N/A | (N/A, N/A)<br>(N/A, N/A, N/A)                                       | N/A<br>N/A | N/A<br>0.0<br>0.0                   | 0.0000                      | N/A                       |                       |                            |      |
| PFDA    | (513.0 / 469.0)<br>N/A<br>(513.0 / 169.0)<br>N/A | (N/A, N/A)<br>(N/A, N/A, N/A)                                       | N/A<br>N/A | N/A<br>0.0<br>0.0                   | 0.0000                      | N/A                       |                       |                            |      |
| PFUnA   | (563.0 / 519.0)<br>N/A<br>(563.0 / 169.0)<br>N/A | (N/A, N/A)<br>(N/A, N/A, N/A)                                       | N/A<br>N/A | N/A<br>0.0<br>0.0                   | 0.0000                      | N/A                       |                       |                            |      |
| PFDoA   | (613.0 / 569.0)<br>N/A<br>(613.0 / 169.0)<br>N/A | (N/A, N/A)<br>(N/A, N/A, N/A)                                       | N/A<br>N/A | N/A<br>0.0<br>0.0                   | 0.0000                      | N/A                       |                       |                            |      |
| PFTTrDA | (663.0 / 619.0)<br>N/A<br>(663.0 / 169.0)<br>N/A | (N/A, N/A)<br>(N/A, N/A, N/A)                                       | N/A<br>N/A | N/A<br>0.0<br>0.0                   | 0.0000                      | N/A                       |                       |                            |      |
| PFTeDA  | (713.0 / 669.0)<br>N/A<br>(713.0 / 169.0)<br>N/A | (N/A, N/A)<br>(N/A, N/A, N/A)                                       | N/A<br>N/A | N/A<br>0.0<br>0.0                   | 0.0000                      | N/A                       |                       |                            |      |



Chemist: DAG  
Instrument: Saphira  
Type: Sciex Q3 5500

Sample I.D.: SB03858-CCB1  
DF, IV: 1, 10.0µL  
Acquisition Method: 1633 2022-12-13.dam

Quant Method: 1633 - 2022-12-15A  
Path: S2022-12-15B (1)  
Acquired: 2022/12/15 - 14:53

| Analyte | (Q1 / Q3)<br>Area Counts*min                    | R.T.<br>(R.T [min], R.R.T.)<br>(ΔRT-Imin, ΔRT-CVmin,<br>ΔRT ion[s]) | S / N      | Ion Ratio<br>IR Vs MP%<br>IR Vs CV% | Concentration<br>True ng/mL | Q.C.<br>Rec.<br>{Area%CV} | Primary<br>Transition | Confirmation<br>Transition | Flag |
|---------|---|---|------------|-------------------------------------|-----------------------------|---------------------------|-----------------------|----------------------------|------|
| PFBS    | (298.9 / 80.0)<br>N/A<br>(298.9 / 99.0)<br>N/A  | (N/A, N/A)<br>(N/A, N/A, N/A)                                       | N/A<br>N/A | N/A<br>0.0<br>0.0                   | 0.0000                      | N/A                       |                       |                            |      |
| PFPeS   | (349.0 / 80.0)<br>N/A<br>(349.0 / 99.0)<br>N/A  | (N/A, N/A)<br>(N/A, N/A, N/A)                                       | N/A<br>N/A | N/A<br>0.0<br>0.0                   | 0.0000                      | N/A                       |                       |                            |      |
| PFHxS   | (399.0 / 80.0)<br>N/A<br>(399.0 / 99.0)<br>N/A  | (N/A, N/A)<br>(N/A, N/A, N/A)                                       | N/A<br>N/A | N/A<br>0.0<br>0.0                   | 0.0000                      | N/A                       |                       |                            |      |
| PFHpS   | (449.0 / 80.0)<br>N/A<br>(449.0 / 99.0)<br>N/A  | (N/A, N/A)<br>(N/A, N/A, N/A)                                       | N/A<br>N/A | N/A<br>0.0<br>0.0                   | 0.0000                      | N/A                       |                       |                            |      |
| PFOS    | (499.0 / 80.0)<br>N/A<br>(499.0 / 99.0)<br>N/A  | (N/A, N/A)<br>(N/A, N/A, N/A)                                       | N/A<br>N/A | N/A<br>0.0<br>0.0                   | 0.0000                      | N/A                       |                       |                            |      |
| PFNS    | (549.0 / 80.0)<br>N/A<br>(549.0 / 99.0)<br>N/A  | (N/A, N/A)<br>(N/A, N/A, N/A)                                       | N/A<br>N/A | N/A<br>0.0<br>0.0                   | 0.0000                      | N/A                       |                       |                            |      |
| PFDS    | (599.0 / 80.0)<br>N/A<br>(599.0 / 99.0)<br>N/A  | (N/A, N/A)<br>(N/A, N/A, N/A)                                       | N/A<br>N/A | N/A<br>0.0<br>0.0                   | 0.0000                      | N/A                       |                       |                            |      |
| PFDoS   | (698.9 / 80.0)<br>N/A<br>(698.9 / 99.0)<br>N/A  | (N/A, N/A)<br>(N/A, N/A, N/A)                                       | N/A<br>N/A | N/A<br>0.0<br>0.0                   | 0.0000                      | N/A                       |                       |                            |      |
| 4:2FTS  | (327.0 / 307.0)<br>N/A<br>(327.0 / 81.0)<br>N/A | (N/A, N/A)<br>(N/A, N/A, N/A)                                       | N/A<br>N/A | N/A<br>0.0<br>0.0                   | 0.0000                      | N/A                       |                       |                            |      |
| 6:2FTS  | (427.0 / 407.0)<br>N/A<br>(427.0 / 81.0)<br>N/A | (N/A, N/A)<br>(N/A, N/A, N/A)                                       | N/A<br>N/A | N/A<br>0.0<br>0.0                   | 0.0000                      | N/A                       |                       |                            |      |
| 8:2FTS  | (527.0 / 507.0)<br>N/A<br>(527.0 / 81.0)<br>N/A | (N/A, N/A)<br>(N/A, N/A, N/A)                                       | N/A<br>N/A | N/A<br>0.0<br>0.0                   | 0.0000                      | N/A                       |                       |                            |      |

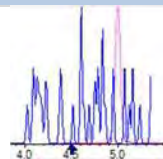
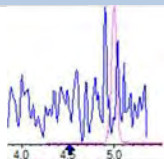
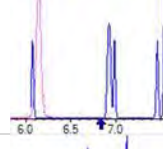
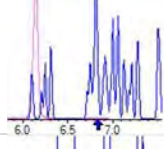
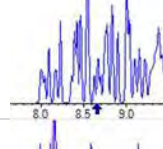
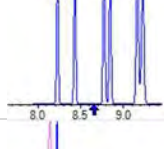
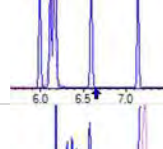
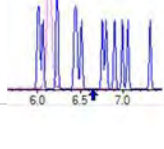
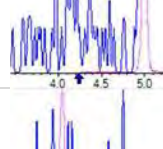
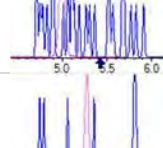
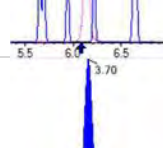
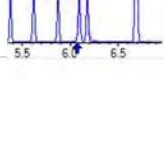
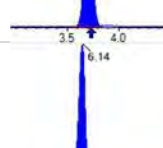
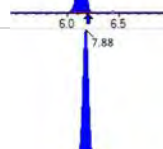
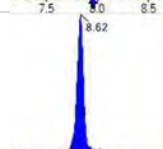



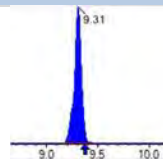
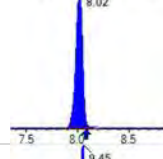
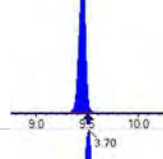
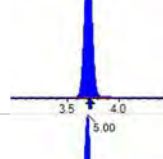
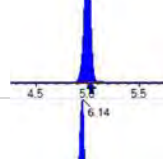
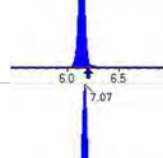
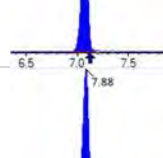
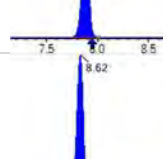
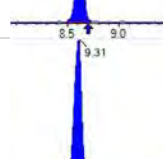
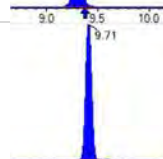

Chemist: DAG  
 Instrument: Saphira  
 Type: Sciex Q3 5500

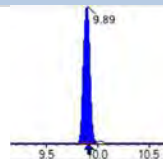
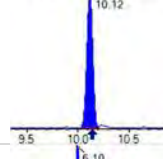
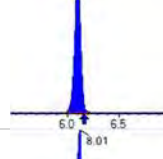
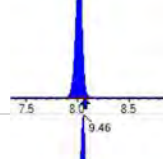
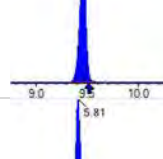
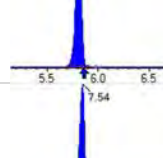
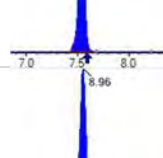
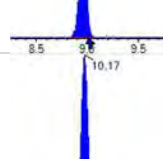
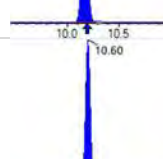
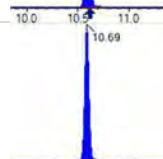

Sample I.D.: SB03858-CCB1  
 DF, IV: 1, 10.0µL  
 Acquisition Method: 1633 2022-12-13.dam

Quant Method: 1633 - 2022-12-15A  
 Path: S2022-12-15B (1)  
 Acquired: 2022/12/15 - 14:53

| Analyte      | (Q1 / Q3)<br>Area Counts*min                     | R.T.<br>(R.T [min], R.R.T.)<br>(ΔRT-Imin, ΔRT-CVmin,<br>ΔRT ion[s]) | S / N      | Ion Ratio<br>IR Vs MP%<br>IR Vs CV% | Concentration<br>True ng/mL | Q.C.<br>Rec.<br>{Area%CV} | Primary<br>Transition | Confirmation<br>Transition | Flag |
|--------------|--|---|------------|-------------------------------------|-----------------------------|---------------------------|-----------------------|----------------------------|------|
| PFOSA        | (498.0 / 78.0)<br>N/A<br>(498.0 / 478.0)<br>N/A  | (N/A, N/A)<br>(N/A, N/A, N/A)                                       | N/A<br>N/A | N/A<br>0.0<br>0.0                   | 0.0000                      | N/A                       |                       |                            |      |
| NMeFOSEA     | (511.9 / 219.0)<br>N/A<br>(511.9 / 169.0)<br>N/A | (N/A, N/A)<br>(N/A, N/A, N/A)                                       | N/A<br>N/A | N/A<br>0.0<br>0.0                   | 0.0000                      | N/A                       |                       |                            |      |
| NEtFOSEA     | (526.0 / 219.0)<br>N/A<br>(526.0 / 169.0)<br>N/A | (N/A, N/A)<br>(N/A, N/A, N/A)                                       | N/A<br>N/A | N/A<br>0.0<br>0.0                   | 0.0000                      | N/A                       |                       |                            |      |
| NMeFOSAA     | (570.0 / 419.0)<br>N/A<br>(570.0 / 483.0)<br>N/A | (N/A, N/A)<br>(N/A, N/A, N/A)                                       | N/A<br>N/A | N/A<br>0.0<br>0.0                   | 0.0000                      | N/A                       |                       |                            |      |
| NEtFOSAA     | (584.0 / 419.0)<br>N/A<br>(584.0 / 526.0)<br>N/A | (N/A, N/A)<br>(N/A, N/A, N/A)                                       | N/A<br>N/A | N/A<br>0.0<br>0.0                   | 0.0000                      | N/A                       |                       |                            |      |
| NMeFOSE      | (616.1 / 59.0)<br>N/A                            | (N/A, N/A)<br>(N/A, N/A, N/A)                                       | N/A        | N/A<br>0.0<br>0.0                   | 0.0000                      | N/A                       |                       |                            |      |
| NEtFOSE      | (630.0 / 59.0)<br>N/A                            | (N/A, N/A)<br>(N/A, N/A, N/A)                                       | N/A        | N/A<br>0.0<br>0.0                   | 0.0000                      | N/A                       |                       |                            |      |
| HFPO-DA      | (285.0 / 169.0)<br>N/A<br>(285.0 / 185.0)<br>N/A | (N/A, N/A)<br>(N/A, N/A, N/A)                                       | N/A<br>N/A | N/A<br>0.0<br>0.0                   | 0.0000                      | N/A                       |                       |                            |      |
| ADONA        | (377.0 / 85.0)<br>N/A<br>(377.0 / 251.0)<br>N/A  | (N/A, N/A)<br>(N/A, N/A, N/A)                                       | N/A<br>N/A | N/A<br>0.0<br>0.0                   | 0.0000                      | N/A                       |                       |                            |      |
| 9Cl-Pf3ONS   | (531.0 / 351.0)<br>N/A<br>(533.0 / 353.0)<br>N/A | (N/A, N/A)<br>(N/A, N/A, N/A)                                       | N/A<br>N/A | N/A<br>0.0<br>0.0                   | 0.0000                      | N/A                       |                       |                            |      |
| 11Cl-Pf3OUDS | (631.0 / 451.0)<br>N/A<br>(633.0 / 453.0)<br>N/A | (N/A, N/A)<br>(N/A, N/A, N/A)                                       | N/A<br>N/A | N/A<br>0.0<br>0.0                   | 0.0000                      | N/A                       |                       |                            |      |

| Analyte        | (Q1 / Q3)<br>Area Counts*min                     | R.T.<br>(R.T [min], R.R.T.)<br>( $\Delta$ RT-Imin, $\Delta$ RT-CVmin,<br>$\Delta$ RT ion[s]) | S / N      | Ion Ratio<br>IR Vs MP%<br>IR Vs CV% | Concentration<br>True ng/mL | Q.C.<br>Rec.<br>{Area%CV} | Primary<br>Transition   | Confirmation<br>Transition  | Flag |
|----------------|--|--|------------|-------------------------------------|-----------------------------|---------------------------|---|---|------|
| 3:3FTCA        | (241.0 / 177.0)<br>N/A<br>(241.0 / 117.0)<br>N/A | (N/A, N/A)<br>(N/A, N/A, N/A)  | N/A<br>N/A | N/A<br>0.0<br>0.0                   | 0.0000                      | N/A                       |    |    |      |
| 5:3FTCA        | (341.0 / 236.7)<br>N/A<br>(341.0 / 217.0)<br>N/A | (N/A, N/A)<br>(N/A, N/A, N/A)  | N/A<br>N/A | N/A<br>0.0<br>0.0                   | 0.0000                      | N/A                       |    |    |      |
| 7:3FTCA        | (441.0 / 317.0)<br>N/A<br>(441.0 / 337.0)<br>N/A | (N/A, N/A)<br>(N/A, N/A, N/A)  | N/A<br>N/A | N/A<br>0.0<br>0.0                   | 0.0000                      | N/A                       |    |    |      |
| PFEESA         | (315.0 / 135.0)<br>N/A<br>(315.0 / 83.0)<br>N/A  | (N/A, N/A)<br>(N/A, N/A, N/A)  | N/A<br>N/A | N/A<br>0.0<br>0.0                   | 0.0000                      | N/A                       |    |    |      |
| PFMPA          | (229.0 / 85.0)<br>N/A                            | (N/A, N/A)<br>(N/A, N/A, N/A)  | N/A        | N/A<br>0.0<br>0.0                   | 0.0000                      | N/A                       |   |   |      |
| PFMBA          | (279.0 / 85.0)<br>N/A                            | (N/A, N/A)<br>(N/A, N/A, N/A)  | N/A        | N/A<br>0.0<br>0.0                   | 0.0000                      | N/A                       |  |   |      |
| NFDHA          | (201.0 / 85.0)<br>N/A<br>(295.0 / 201.0)<br>N/A  | (N/A, N/A)<br>(N/A, N/A, N/A)  | N/A<br>N/A | N/A<br>0.0<br>0.0                   | 0.0000                      | N/A                       |  |  |      |
| 13C3_PFBA_IIS  | (216.0 / 172.0)<br>88124                         | (3.70, N/A)<br>(N/A, -0.01, N/A)   | 661.8      | N/A                                 | 1.0079<br>[ 1.0000 ]        | 100.8%<br>{ 100.8% }      |  |   |      |
| 13C2_PFHxA_IIS | (315.1 / 270.0)<br>127378                        | (6.14, N/A)<br>(N/A, -0.05, N/A)   | 716.2      | N/A                                 | 0.9681<br>[ 1.0000 ]        | 96.8%<br>{ 101.1% }       |  |   |      |
| 13C4_PFOA_IIS  | (417.0 / 372.0)<br>126816                        | (7.88, N/A)<br>(N/A, -0.06, N/A)   | 803.9      | N/A                                 | 1.0132<br>[ 1.0000 ]        | 101.3%<br>{ 94.2% }       |  |   |      |
| 13C5_PFNA_IIS  | (468.0 / 423.0)<br>91932                         | (8.62, N/A)<br>(N/A, -0.06, N/A)   | 359.9      | N/A                                 | 0.9210<br>[ 1.0000 ]        | 92.1%<br>{ 91.0% }        |  |   |      |

| Analyte        | (Q1 / Q3)<br>Area Counts*min | R.T.<br>(R.T [min], R.R.T.)<br>( $\Delta$ RT-Imin, $\Delta$ RT-CVmin,<br>$\Delta$ RT ion[s]) | S / N  | Ion Ratio<br>IR Vs MP%<br>IR Vs CV% | Concentration<br>True ng/mL | Q.C.<br>Rec.<br>{Area%CV} | Primary<br>Transition   | Confirmation<br>Transition | Flag |
|----------------|------------------------------|--|--------|-------------------------------------|-----------------------------|---------------------------|---|----------------------------|------|
| 13C2_PFDA_IIS  | (515.1 / 470.1)<br>108597    | (9.31, N/A)<br>(N/A, -0.06, N/A)   | 7554.9 | N/A                                 | 1.0472<br>[1.0000]          | 104.7%<br>{97.3%}         |    |                            |      |
| 18O2_PFHxS_IIS | (403.0 / 83.9)<br>238150     | (8.02, N/A)<br>(N/A, -0.06, N/A)   | 554.6  | N/A                                 | 1.0066<br>[1.0000]          | 100.7%<br>{97.0%}         |    |                            |      |
| 13C4_PFOS_IIS  | (502.8 / 79.9)<br>215985     | (9.45, N/A)<br>(N/A, -0.05, N/A)   | 675.4  | N/A                                 | 1.0766<br>[1.0000]          | 107.7%<br>{103.1%}        |    |                            |      |
| 13C4_PFBA_EIS  | (217.0 / 172.0)<br>776283    | (3.70, N/A)<br>(N/A, -0.01, N/A)   | 948.6  | N/A                                 | 8.5084<br>[8.0000]          | 106.4%<br>{104.2%}        |    |                            |      |
| 13C5_PFPeA_EIS | (267.9 / 223.0)<br>414483    | (5.00, N/A)<br>(N/A, -0.03, N/A)   | 844.1  | N/A                                 | 4.4199<br>[4.0000]          | 110.5%<br>{105.7%}        |   |                            |      |
| 13C5_PFHxA_EIS | (318.0 / 273.0)<br>348570    | (6.14, N/A)<br>(N/A, -0.05, N/A)   | 960.8  | N/A                                 | 2.3246<br>[2.0000]          | 116.2%<br>{119.8%}        |  |                            |      |
| 13C4_PFHpA_EIS | (367.0 / 322.0)<br>268027    | (7.07, N/A)<br>(N/A, -0.06, N/A)   | 683.2  | N/A                                 | 2.0232<br>[2.0000]          | 101.2%<br>{96.8%}         |  |                            |      |
| 13C8_PFOA_EIS  | (421.0 / 376.0)<br>287243    | (7.88, N/A)<br>(N/A, -0.06, N/A)   | 766.6  | N/A                                 | 2.0498<br>[2.0000]          | 102.5%<br>{107.1%}        |  |                            |      |
| 13C9_PFNA_EIS  | (472.0 / 427.0)<br>101869    | (8.62, N/A)<br>(N/A, -0.06, N/A)   | 347.5  | N/A                                 | 1.0144<br>[1.0000]          | 101.4%<br>{95.7%}         |  |                            |      |
| 13C6_PFDA_EIS  | (519.0 / 474.0)<br>144067    | (9.31, N/A)<br>(N/A, -0.06, N/A)   | 677.2  | N/A                                 | 0.9790<br>[1.0000]          | 97.9%<br>{108.0%}         |  |                            |      |
| 13C7_PFUnA_EIS | (570.0 / 525.0)<br>224200    | (9.71, N/A)<br>(N/A, -0.03, N/A)   | 375.7  | N/A                                 | 1.0581<br>[1.0000]          | 105.8%<br>{113.5%}        |  |                            |      |

| Analyte         | (Q1 / Q3)<br>Area Counts*min | R.T.<br>(R.T [min], R.R.T.)<br>( $\Delta$ RT-Imin, $\Delta$ RT-CVmin,<br>$\Delta$ RT ion[s]) | S / N  | Ion Ratio<br>IR Vs MP%<br>IR Vs CV% | Concentration<br>True ng/mL | Q.C.<br>Rec.<br>{Area%CV} | Primary<br>Transition   | Confirmation<br>Transition | Flag |
|-----------------|------------------------------|--|--------|-------------------------------------|-----------------------------|---------------------------|---|----------------------------|------|
| 13C2_PFDa_EIS   | (615.0 / 570.0)<br>258639    | (9.89, N/A)<br>(N/A, -0.02, N/A)   | 597.8  | N/A                                 | 1.0824<br>[1.0000]          | 108.2%<br>{100.4%}        |    |                            |      |
| 13C2_PFTeDA_EIS | (715.0 / 670.0)<br>155706    | (10.12, N/A)<br>(N/A, -0.03, N/A)  | 419.5  | N/A                                 | 1.0722<br>[1.0000]          | 107.2%<br>{107.1%}        |    |                            |      |
| 13C3_PFBs_EIS   | (302.0 / 80.0)<br>802778     | (6.10, N/A)<br>(N/A, -0.05, N/A)   | 919.8  | N/A                                 | 2.0640<br>[2.0000]          | 103.2%<br>{112.5%}        |    |                            |      |
| 13C3_PFHxS_EIS  | (402.0 / 80.0)<br>440071     | (8.01, N/A)<br>(N/A, -0.06, N/A)   | 811.4  | N/A                                 | 2.1817<br>[2.0000]          | 109.1%<br>{108.1%}        |    |                            |      |
| 13C8_PFOS_EIS   | (507.0 / 80.0)<br>673157     | (9.46, N/A)<br>(N/A, -0.05, N/A)   | 559.4  | N/A                                 | 1.8973<br>[2.0000]          | 94.9%<br>{118.0%}         |   |                            |      |
| 13C2_4:2FTS_EIS | (329.0 / 81.0)<br>95104      | (5.81, N/A)<br>(N/A, -0.05, N/A)   | 653.9  | N/A                                 | 4.3364<br>[4.0000]          | 108.4%<br>{113.0%}        |  |                            |      |
| 13C2_6:2FTS_EIS | (429.0 / 81.0)<br>118064     | (7.54, N/A)<br>(N/A, -0.05, N/A)   | 591.7  | N/A                                 | 4.2006<br>[4.0000]          | 105.0%<br>{107.5%}        |  |                            |      |
| 13C2_8:2FTS_EIS | (529.0 / 81.0)<br>99966      | (8.96, N/A)<br>(N/A, -0.07, N/A)   | 397.8  | N/A                                 | 3.9673<br>[4.0000]          | 99.2%<br>{119.9%}         |  |                            |      |
| 13C8_PFOsa_EIS  | (506.0 / 78.0)<br>1032518    | (10.17, N/A)<br>(N/A, -0.03, N/A)  | 589.5  | N/A                                 | 1.9996<br>[2.0000]          | 100.0%<br>{111.7%}        |  |                            |      |
| D3_NMeFOSA_EIS  | (515.0 / 169.0)<br>266097    | (10.60, N/A)<br>(N/A, -0.02, N/A)  | 1258.4 | N/A                                 | 2.0686<br>[2.0000]          | 103.4%<br>{108.1%}        |  |                            |      |
| D5_NEiFOSA_EIS  | (531.1 / 169.0)<br>250601    | (10.69, N/A)<br>(N/A, -0.02, N/A)  | 1145.8 | N/A                                 | 2.0863<br>[2.0000]          | 104.3%<br>{101.7%}        |  |                            |      |



Chemist: DAG  
 Instrument: Saphira  
 Type: Sciex Q3 5500

Sample I.D.: SB03858-CCB1  
 DF, IV: 1, 10.0µL  
 Acquisition Method: 1633 2022-12-13.dam

Quant Method: 1633 - 2022-12-15A  
 Path: S2022-12-15B (1)  
 Acquired: 2022/12/15 - 14:53

| Analyte         | (Q1 / Q3)<br>Area Counts*min | R.T.<br>(R.T [min], R.R.T.)<br>(ΔRT-Imin, ΔRT-CVmin,<br>ΔRT ion[s]) | S / N  | Ion Ratio<br>IR Vs MP%<br>IR Vs CV% | Concentration<br>True ng/mL | Q.C.<br>Rec.<br>{Area%CV} | Primary<br>Transition | Confirmation<br>Transition | Flag |
|-----------------|------------------------------|---|--------|-------------------------------------|-----------------------------|---------------------------|-----------------------|----------------------------|------|
| D3_MeFOSAA_EIS  | (573.0 / 419.0)<br>326993    | (9.49, N/A)<br>(N/A, -0.05, N/A)                                    | 279.2  | N/A                                 | 3.9290<br>[4.0000]          | 98.2%<br>{109.4%}         |                       |                            |      |
| D5_EtFOSAA_EIS  | (589.0 / 419.0)<br>291652    | (9.67, N/A)<br>(N/A, -0.03, N/A)                                    | 339.4  | N/A                                 | 4.2166<br>[4.0000]          | 105.4%<br>{107.5%}        |                       |                            |      |
| D7_NMeFOSE_EIS  | (623.2 / 58.9)<br>512825     | (10.56, N/A)<br>(N/A, -0.02, N/A)                                   | 919.6  | N/A                                 | 20.7253<br>[20.0000]        | 103.6%<br>{102.2%}        |                       |                            |      |
| D9_NEtFOSE_EIS  | (639.2 / 58.9)<br>296529     | (10.66, N/A)<br>(N/A, -0.02, N/A)                                   | 1102.1 | N/A                                 | 22.2544<br>[20.0000]        | 111.3%<br>{106.5%}        |                       |                            |      |
| 13C3_HFPODA_EIS | (287.0 / 169.0)<br>792438    | (6.49, N/A)<br>(N/A, -0.05, N/A)                                    | 1067.8 | N/A                                 | 8.6798<br>[8.0000]          | 108.5%<br>{99.9%}         |                       |                            |      |

## ANALYSIS SEQUENCE BLANKSN

Laboratory:N APPL, L CL SDG:N  
 Client:N Tidewater, Inc.L Project:N NASA JPL SIL  
 Sequence:N SB03858L Instrument:N SaphiraL  
 Calibration:N 2251019L

| Lab Sample IDN | AnalyteN      | FoundN | UnitsN | RLN | CN |
|----------------|---------------|--------|--------|-----|----|
| SB03858-CCB20  | PFBA0         | .0     | ng/mL0 | .50 | U  |
|                | PFPEA0        | .0     | ng/mL0 | .50 | U  |
|                | PFHXA0        | .0     | ng/mL0 | .50 | U  |
|                | PFHPA0        | .0     | ng/mL0 | .50 | U  |
|                | PFOA0         | .0     | ng/mL0 | .50 | U  |
|                | PFNA0         | .0     | ng/mL0 | .50 | U  |
|                | PFDA0         | .0     | ng/mL0 | .50 | U  |
|                | PFUnA0        | .0     | ng/mL0 | .50 | U  |
|                | PFDOA0        | .0     | ng/mL0 | .50 | U  |
|                | PFTRDA0       | .0     | ng/mL0 | .50 | U  |
|                | PFTEDA0       | .0     | ng/mL0 | .50 | U  |
|                | PFBS0         | .0     | ng/mL0 | .50 | U  |
|                | PFPE0         | .0     | ng/mL0 | .50 | U  |
|                | PFHXS0        | .0     | ng/mL0 | .50 | U  |
|                | PFHPS0        | .0     | ng/mL0 | .50 | U  |
|                | PFOS0         | .0     | ng/mL0 | .50 | U  |
|                | PFNS0         | .0     | ng/mL0 | .50 | U  |
|                | PFDS0         | .0     | ng/mL0 | .50 | U  |
|                | 4:2FTS0       | .0     | ng/mL0 | .50 | U  |
|                | 6:2FTS0       | .0     | ng/mL0 | .50 | U  |
|                | 8:2FTS0       | .0     | ng/mL0 | .50 | U  |
|                | PFOSA0        | .0     | ng/mL0 | .50 | U  |
|                | NMeFOSA0      | .0     | ng/mL0 | .50 | U  |
|                | NEtFOSA0      | .0     | ng/mL0 | .50 | U  |
|                | NMeFOSAA0     | .0     | ng/mL0 | .50 | U  |
|                | NEtFOSAA0     | .0     | ng/mL0 | .50 | U  |
|                | NMeFOSE0      | .0     | ng/mL0 | .50 | U  |
|                | NEtFOSE0      | .0     | ng/mL0 | .50 | U  |
|                | HFPO-DA0      | .0     | ng/mL0 | .50 | U  |
|                | ADONA0        | .0     | ng/mL0 | .50 | U  |
|                | 9CL-PF3ONS0   | .0     | ng/mL0 | .50 | U  |
|                | 11CL-PF3OUDS0 | .0     | ng/mL0 | .50 | U  |
|                | 13C4-PFBA0    | 7.730  | ng/mL0 |     |    |

## ANALYSIS SEQUENCE BLANKSN

|               |                  |              |              |
|---------------|------------------|--------------|--------------|
| Laboratory:N  | APPL, L CL       | SDG:N        |              |
| Client:N      | Tidewater, Inc.L | Project:N    | NASA JPL SIL |
| Sequence:N    | SB03858L         | Instrument:N | SaphiraL     |
| Calibration:N | 2251019L         |              |              |

| Lab Sample IDN | AnalyteN                 | FoundN | UnitsN | RLN | CN |
|----------------|--------------------------|--------|--------|-----|----|
| SB03858-CCB20  | 13C5-PFPEA0              | 4.250  | ng/mL0 |     |    |
|                | 13C5-PFHXA0              | 1.950  | ng/mL0 |     |    |
|                | 13C4-PFHPA0              | 2.010  | ng/mL0 |     |    |
|                | 13C8-PFOA0               | 1.950  | ng/mL0 |     |    |
|                | 13C9-PFNA0               | 1.130  | ng/mL0 |     |    |
|                | 13C6-PFDA0               | 1.150  | ng/mL0 |     |    |
|                | 13C7-PFU <sub>n</sub> A0 | 1.140  | ng/mL0 |     |    |
|                | 13C2-PFDOA0              | 1.220  | ng/mL0 |     |    |
|                | 13C2-PFTEDA0             | 1.470  | ng/mL0 |     |    |
|                | 13C3-PFBS0               | 2.020  | ng/mL0 |     |    |
|                | 13C3-PFHXS0              | 2.070  | ng/mL0 |     |    |
|                | 13C8-PFOS0               | 2.130  | ng/mL0 |     |    |
|                | 13C2-4:2FTS0             | 4.060  | ng/mL0 |     |    |
|                | 13C2-6:2FTS0             | 3.610  | ng/mL0 |     |    |
|                | 13C2-8:2FTS0             | 4.030  | ng/mL0 |     |    |
|                | 13C8-PFOSA0              | 2.350  | ng/mL0 |     |    |
|                | D3-NMEFOSA0              | 2.210  | ng/mL0 |     |    |
|                | D5-NETFOSA0              | 2.30   | ng/mL0 |     |    |
|                | D3-NMEFOSAA0             | 4.220  | ng/mL0 |     |    |
|                | D5-NETFOSAA0             | 4.590  | ng/mL0 |     |    |
|                | D7-NMEFOSE0              | 23.80  | ng/mL0 |     |    |
|                | D9-NETFOSSE0             | 21.70  | ng/mL0 |     |    |
|                | 13C3-HFPO-DA0            | 8.040  | ng/mL0 |     |    |



Chemist: DAG  
 Instrument: Saphira  
 Type: Sciex Q3 5500

Sample I.D.: SB03858-CCB2  
 DF, IV: 1, 10.0µL  
 Acquisition Method: 1633 2022-12-13.dam

Quant Method: 1633 - 2022-12-15A  
 Path: S2022-12-15B (4)  
 Acquired: 2022/12/15 - 15:57

| Analyte | (Q1 / Q3)<br>Area Counts*min                     | R.T.<br>(R.T [min], R.R.T.)<br>(ΔRT-I[min], ΔRT-CV[min], ΔRT ion[s]) | S / N      | Ion Ratio<br>IR Vs MP%<br>IR Vs CV% | Concentration<br>[ True ] ng/mL | Q.C.<br>Rec.<br>{Area%CV} | Primary<br>Transition | Confirmation<br>Transition | Flag |
|---------|--|--|------------|-------------------------------------|---------------------------------|---------------------------|-----------------------|----------------------------|------|
| PFBA    | (212.9 / 169.0)<br>N/A                           | (N/A, N/A)<br>(N/A, N/A, N/A)  | N/A        | N/A<br>0.0<br>0.0                   | 0.0000                          | N/A                       |                       |                            |      |
| PFPeA   | (262.9 / 219.0)<br>N/A<br>(262.9 / 69.0)<br>N/A  | (N/A, N/A)<br>(N/A, N/A, N/A)  | N/A<br>N/A | N/A<br>0.0<br>0.0                   | 0.0000                          | N/A                       |                       |                            |      |
| PFHxA   | (313.0 / 269.0)<br>N/A<br>(313.0 / 119.0)<br>N/A | (N/A, N/A)<br>(N/A, N/A, N/A)  | N/A<br>N/A | N/A<br>0.0<br>0.0                   | 0.0000                          | N/A                       |                       |                            |      |
| PFHpA   | (363.0 / 319.0)<br>N/A<br>(363.0 / 169.0)<br>N/A | (N/A, N/A)<br>(N/A, N/A, N/A)  | N/A<br>N/A | N/A<br>0.0<br>0.0                   | 0.0000                          | N/A                       |                       |                            |      |
| PFOA    | (413.0 / 369.0)<br>N/A<br>(413.0 / 169.0)<br>N/A | (N/A, N/A)<br>(N/A, N/A, N/A)  | N/A<br>N/A | N/A<br>0.0<br>0.0                   | 0.0000                          | N/A                       |                       |                            |      |
| PFNA    | (463.0 / 419.0)<br>N/A<br>(463.0 / 169.0)<br>N/A | (N/A, N/A)<br>(N/A, N/A, N/A)  | N/A<br>N/A | N/A<br>0.0<br>0.0                   | 0.0000                          | N/A                       |                       |                            |      |
| PFDA    | (513.0 / 469.0)<br>N/A<br>(513.0 / 169.0)<br>N/A | (N/A, N/A)<br>(N/A, N/A, N/A)  | N/A<br>N/A | N/A<br>0.0<br>0.0                   | 0.0000                          | N/A                       |                       |                            |      |
| PFUnA   | (563.0 / 519.0)<br>N/A<br>(563.0 / 169.0)<br>N/A | (N/A, N/A)<br>(N/A, N/A, N/A)  | N/A<br>N/A | N/A<br>0.0<br>0.0                   | 0.0000                          | N/A                       |                       |                            |      |
| PFDoA   | (613.0 / 569.0)<br>N/A<br>(613.0 / 169.0)<br>N/A | (N/A, N/A)<br>(N/A, N/A, N/A)  | N/A<br>N/A | N/A<br>0.0<br>0.0                   | 0.0000                          | N/A                       |                       |                            |      |
| PFTTrDA | (663.0 / 619.0)<br>N/A<br>(663.0 / 169.0)<br>N/A | (N/A, N/A)<br>(N/A, N/A, N/A)  | N/A<br>N/A | N/A<br>0.0<br>0.0                   | 0.0000                          | N/A                       |                       |                            |      |
| PFTeDA  | (713.0 / 669.0)<br>N/A<br>(713.0 / 169.0)<br>N/A | (N/A, N/A)<br>(N/A, N/A, N/A)  | N/A<br>N/A | N/A<br>0.0<br>0.0                   | 0.0000                          | N/A                       |                       |                            |      |



Chemist: DAG  
 Instrument: Saphira  
 Type: Sciex Q3 5500

Sample I.D.: SB03858-CCB2  
 DF, IV: 1, 10.0µL  
 Acquisition Method: 1633 2022-12-13.dam

Quant Method: 1633 - 2022-12-15A  
 Path: S2022-12-15B (4)  
 Acquired: 2022/12/15 - 15:57

| Analyte | (Q1 / Q3)<br>Area Counts*min                        | R.T.<br>(R.T [min], R.R.T.)<br>(ΔRT-I[min], ΔRT-CV[min], ΔRT ion[s]) | S / N      | Ion Ratio<br>IR Vs MP%<br>IR Vs CV% | Concentration<br>[ True ] ng/mL | Q.C.<br>Rec.<br>{Area%CV} | Primary<br>Transition | Confirmation<br>Transition | Flag |
|---------|---|--|------------|-------------------------------------|---------------------------------|---------------------------|-----------------------|----------------------------|------|
| PFBS    | ( 298.9 / 80.0 )<br>N/A<br>( 298.9 / 99.0 )<br>N/A  | ( N/A , N/A )<br>( N/A , N/A , N/A )                                 | N/A<br>N/A | N/A<br>0.0<br>0.0                   | 0.0000                          | N/A                       |                       |                            |      |
| PFPeS   | ( 349.0 / 80.0 )<br>N/A<br>( 349.0 / 99.0 )<br>N/A  | ( N/A , N/A )<br>( N/A , N/A , N/A )                                 | N/A<br>N/A | N/A<br>0.0<br>0.0                   | 0.0000                          | N/A                       |                       |                            |      |
| PFHxS   | ( 399.0 / 80.0 )<br>N/A<br>( 399.0 / 99.0 )<br>N/A  | ( N/A , N/A )<br>( N/A , N/A , N/A )                                 | N/A<br>N/A | N/A<br>0.0<br>0.0                   | 0.0000                          | N/A                       |                       |                            |      |
| PFHpS   | ( 449.0 / 80.0 )<br>N/A<br>( 449.0 / 99.0 )<br>N/A  | ( N/A , N/A )<br>( N/A , N/A , N/A )                                 | N/A<br>N/A | N/A<br>0.0<br>0.0                   | 0.0000                          | N/A                       |                       |                            |      |
| PFOS    | ( 499.0 / 80.0 )<br>N/A<br>( 499.0 / 99.0 )<br>N/A  | ( N/A , N/A )<br>( N/A , N/A , N/A )                                 | N/A<br>N/A | N/A<br>0.0<br>0.0                   | 0.0000                          | N/A                       |                       |                            |      |
| PFNS    | ( 549.0 / 80.0 )<br>N/A<br>( 549.0 / 99.0 )<br>N/A  | ( N/A , N/A )<br>( N/A , N/A , N/A )                                 | N/A<br>N/A | N/A<br>0.0<br>0.0                   | 0.0000                          | N/A                       |                       |                            |      |
| PFDS    | ( 599.0 / 80.0 )<br>N/A<br>( 599.0 / 99.0 )<br>N/A  | ( N/A , N/A )<br>( N/A , N/A , N/A )                                 | N/A<br>N/A | N/A<br>0.0<br>0.0                   | 0.0000                          | N/A                       |                       |                            |      |
| PFDoS   | ( 698.9 / 80.0 )<br>N/A<br>( 698.9 / 99.0 )<br>N/A  | ( N/A , N/A )<br>( N/A , N/A , N/A )                                 | N/A<br>N/A | N/A<br>0.0<br>0.0                   | 0.0000                          | N/A                       |                       |                            |      |
| 4:2FTS  | ( 327.0 / 307.0 )<br>N/A<br>( 327.0 / 81.0 )<br>N/A | ( N/A , N/A )<br>( N/A , N/A , N/A )                                 | N/A<br>N/A | N/A<br>0.0<br>0.0                   | 0.0000                          | N/A                       |                       |                            |      |
| 6:2FTS  | ( 427.0 / 407.0 )<br>N/A<br>( 427.0 / 81.0 )<br>N/A | ( N/A , N/A )<br>( N/A , N/A , N/A )                                 | N/A<br>N/A | N/A<br>0.0<br>0.0                   | 0.0000                          | N/A                       |                       |                            |      |
| 8:2FTS  | ( 527.0 / 507.0 )<br>N/A<br>( 527.0 / 81.0 )<br>N/A | ( N/A , N/A )<br>( N/A , N/A , N/A )                                 | N/A<br>N/A | N/A<br>0.0<br>0.0                   | 0.0000                          | N/A                       |                       |                            |      |



Chemist: DAG  
Instrument: Saphira  
Type: Sciex Q3 5500

Sample I.D.: SB03858-CCB2  
DF, IV: 1, 10.0µL  
Acquisition Method: 1633 2022-12-13.dam

Quant Method: 1633 - 2022-12-15A  
Path: S2022-12-15B (4)  
Acquired: 2022/12/15 - 15:57

| Analyte      | (Q1 / Q3)<br>Area Counts*min                     | R.T.<br>(R.T [min], R.R.T.)<br>(ΔRT-I[min], ΔRT-CV[min], ΔRT ion[s]) | S / N      | Ion Ratio<br>IR Vs MP%<br>IR Vs CV% | Concentration<br>[ True ] ng/mL | Q.C.<br>Rec.<br>{Area%CV} | Primary<br>Transition | Confirmation<br>Transition | Flag |
|--------------|--|--|------------|-------------------------------------|---------------------------------|---------------------------|-----------------------|----------------------------|------|
| PFOSA        | (498.0 / 78.0)<br>N/A<br>(498.0 / 478.0)<br>N/A  | (N/A, N/A)<br>(N/A, N/A, N/A)  | N/A<br>N/A | N/A<br>0.0<br>0.0                   | 0.0000                          | N/A                       |                       |                            |      |
| NMeFOSA      | (511.9 / 219.0)<br>N/A<br>(511.9 / 169.0)<br>N/A | (N/A, N/A)<br>(N/A, N/A, N/A)  | N/A<br>N/A | N/A<br>0.0<br>0.0                   | 0.0000                          | N/A                       |                       |                            |      |
| NEIFOSA      | (526.0 / 219.0)<br>N/A<br>(526.0 / 169.0)<br>N/A | (N/A, N/A)<br>(N/A, N/A, N/A)  | N/A<br>N/A | N/A<br>0.0<br>0.0                   | 0.0000                          | N/A                       |                       |                            |      |
| NMeFOSAA     | (570.0 / 419.0)<br>N/A<br>(570.0 / 483.0)<br>N/A | (N/A, N/A)<br>(N/A, N/A, N/A)  | N/A<br>N/A | N/A<br>0.0<br>0.0                   | 0.0000                          | N/A                       |                       |                            |      |
| NEIFOSAA     | (584.0 / 419.0)<br>N/A<br>(584.0 / 526.0)<br>N/A | (N/A, N/A)<br>(N/A, N/A, N/A)  | N/A<br>N/A | N/A<br>0.0<br>0.0                   | 0.0000                          | N/A                       |                       |                            |      |
| NMeFOSE      | (616.1 / 59.0)<br>N/A                            | (N/A, N/A)<br>(N/A, N/A, N/A)  | N/A        | N/A<br>0.0<br>0.0                   | 0.0000                          | N/A                       |                       |                            |      |
| NEIFOSE      | (630.0 / 59.0)<br>N/A                            | (N/A, N/A)<br>(N/A, N/A, N/A)  | N/A        | N/A<br>0.0<br>0.0                   | 0.0000                          | N/A                       |                       |                            |      |
| HFPO-DA      | (285.0 / 169.0)<br>N/A<br>(285.0 / 185.0)<br>N/A | (N/A, N/A)<br>(N/A, N/A, N/A)  | N/A<br>N/A | N/A<br>0.0<br>0.0                   | 0.0000                          | N/A                       |                       |                            |      |
| ADONA        | (377.0 / 85.0)<br>N/A<br>(377.0 / 251.0)<br>N/A  | (N/A, N/A)<br>(N/A, N/A, N/A)  | N/A<br>N/A | N/A<br>0.0<br>0.0                   | 0.0000                          | N/A                       |                       |                            |      |
| 9CI-Pf3ONS   | (531.0 / 351.0)<br>N/A<br>(533.0 / 353.0)<br>N/A | (N/A, N/A)<br>(N/A, N/A, N/A)  | N/A<br>N/A | N/A<br>0.0<br>0.0                   | 0.0000                          | N/A                       |                       |                            |      |
| 11CI-PF3OUDS | (631.0 / 451.0)<br>N/A<br>(633.0 / 453.0)<br>N/A | (N/A, N/A)<br>(N/A, N/A, N/A)  | N/A<br>N/A | N/A<br>0.0<br>0.0                   | 0.0000                          | N/A                       |                       |                            |      |

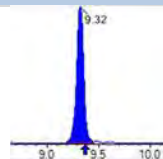
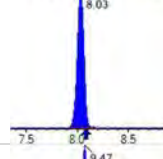
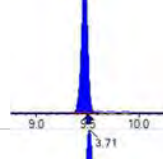
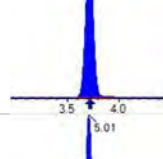
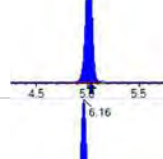
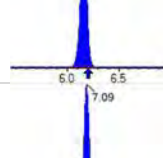
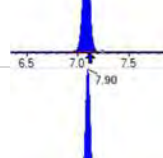
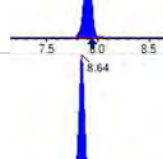
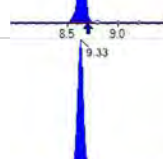
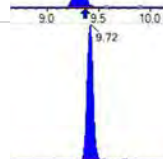



Chemist: DAG  
 Instrument: Saphira  
 Type: Sciex Q3 5500

Sample I.D.: SB03858-CCB2  
 DF, IV: 1, 10.0µL  
 Acquisition Method: 1633 2022-12-13.dam

Quant Method: 1633 - 2022-12-15A  
 Path: S2022-12-15B (4)  
 Acquired: 2022/12/15 - 15:57

| Analyte        | (Q1 / Q3)<br>Area Counts*min                     | R.T.<br>(R.T [min], R.R.T.)<br>(ΔRT-I[min], ΔRT-CV[min], ΔRT ion[s]) | S / N      | Ion Ratio<br>IR Vs MP%<br>IR Vs CV% | Concentration<br>[ True ] ng/mL | Q.C.<br>Rec.<br>{Area%CV} | Primary<br>Transition | Confirmation<br>Transition | Flag |
|----------------|--|--|------------|-------------------------------------|---------------------------------|---------------------------|-----------------------|----------------------------|------|
| 3:3FTCA        | (241.0 / 177.0)<br>N/A<br>(241.0 / 117.0)<br>N/A | (N/A, N/A)<br>(N/A, N/A, N/A)  | N/A<br>N/A | N/A<br>0.0<br>0.0                   | 0.0000                          | N/A                       |                       |                            |      |
| 5:3FTCA        | (341.0 / 236.7)<br>N/A<br>(341.0 / 217.0)<br>N/A | (N/A, N/A)<br>(N/A, N/A, N/A)  | N/A<br>N/A | N/A<br>0.0<br>0.0                   | 0.0000                          | N/A                       |                       |                            |      |
| 7:3FTCA        | (441.0 / 317.0)<br>N/A<br>(441.0 / 337.0)<br>N/A | (N/A, N/A)<br>(N/A, N/A, N/A)  | N/A<br>N/A | N/A<br>0.0<br>0.0                   | 0.0000                          | N/A                       |                       |                            |      |
| PFEESA         | (315.0 / 135.0)<br>N/A<br>(315.0 / 83.0)<br>N/A  | (N/A, N/A)<br>(N/A, N/A, N/A)  | N/A<br>N/A | N/A<br>0.0<br>0.0                   | 0.0000                          | N/A                       |                       |                            |      |
| PFMPA          | (229.0 / 85.0)<br>N/A                            | (N/A, N/A)<br>(N/A, N/A, N/A)  | N/A        | N/A<br>0.0<br>0.0                   | 0.0000                          | N/A                       |                       |                            |      |
| PFMBA          | (279.0 / 85.0)<br>N/A                            | (N/A, N/A)<br>(N/A, N/A, N/A)  | N/A        | N/A<br>0.0<br>0.0                   | 0.0000                          | N/A                       |                       |                            |      |
| NFDHA          | (201.0 / 85.0)<br>N/A<br>(295.0 / 201.0)<br>N/A  | (N/A, N/A)<br>(N/A, N/A, N/A)  | N/A<br>N/A | N/A<br>0.0<br>0.0                   | 0.0000                          | N/A                       |                       |                            |      |
| 13C3_PFBa_IIS  | (216.0 / 172.0)<br>86445                         | (3.71, N/A)<br>(N/A, -0.01, N/A)                                     | 668.8      | N/A                                 | 0.9887<br>[ 1.0000 ]            | 98.9%<br>{ 98.8% }        |                       |                            |      |
| 13C2_PFHxA_IIS | (315.1 / 270.0)<br>125860                        | (6.16, N/A)<br>(N/A, -0.04, N/A)                                     | 514.2      | N/A                                 | 0.9566<br>[ 1.0000 ]            | 95.7%<br>{ 99.9% }        |                       |                            |      |
| 13C4_PFOA_IIS  | (417.0 / 372.0)<br>127614                        | (7.90, N/A)<br>(N/A, -0.04, N/A)                                     | 559.2      | N/A                                 | 1.0195<br>[ 1.0000 ]            | 102.0%<br>{ 94.8% }       |                       |                            |      |
| 13C5_PFNAl_IIS | (468.0 / 423.0)<br>83088                         | (8.64, N/A)<br>(N/A, -0.04, N/A)                                     | 382.8      | N/A                                 | 0.8324<br>[ 1.0000 ]            | 83.2%<br>{ 82.2% }        |                       |                            |      |

| Analyte        | (Q1 / Q3)<br>Area Counts*min | R.T.<br>(R.T [min], R.R.T.)<br>( $\Delta$ RT-I[min], $\Delta$ RT-<br>CV[min], $\Delta$ RT ion[s]) | S / N  | Ion Ratio<br>IR Vs MP%<br>IR Vs CV% | Concentration<br>[ True ] ng/mL | Q.C.<br>Rec.<br>{Area%CV} | Primary<br>Transition   | Confirmation<br>Transition | Flag |
|----------------|------------------------------|---|--------|-------------------------------------|---------------------------------|---------------------------|---|----------------------------|------|
| 13C2_PFDA_IIS  | (515.1 / 470.1)<br>90367     | (9.32, N/A)<br>(N/A, -0.04, N/A)  | 281.5  | N/A                                 | 0.8714<br>[ 1.0000 ]            | 87.1%<br>{ 81.0% }        |    |                            |      |
| 18O2_PFHxS_IIS | (403.0 / 83.9)<br>228138     | (8.03, N/A)<br>(N/A, -0.05, N/A)  | 733.7  | N/A                                 | 0.9643<br>[ 1.0000 ]            | 96.4%<br>{ 93.0% }        |    |                            |      |
| 13C4_PFOS_IIS  | (502.8 / 79.9)<br>187789     | (9.47, N/A)<br>(N/A, -0.04, N/A)  | 260.2  | N/A                                 | 0.9360<br>[ 1.0000 ]            | 93.6%<br>{ 89.6% }        |    |                            |      |
| 13C4_PFBA_EIS  | (217.0 / 172.0)<br>691733    | (3.71, N/A)<br>(N/A, 0.00, N/A)   | 1004.1 | N/A                                 | 7.7290<br>[ 8.0000 ]            | 96.6%<br>{ 92.8% }        |    |                            |      |
| 13C5_PFPeA_EIS | (267.9 / 223.0)<br>393940    | (5.01, N/A)<br>(N/A, -0.02, N/A)  | 690.6  | N/A                                 | 4.2515<br>[ 4.0000 ]            | 106.3%<br>{ 100.4% }      |   |                            |      |
| 13C5_PFHxA_EIS | (318.0 / 273.0)<br>288282    | (6.16, N/A)<br>(N/A, -0.03, N/A)  | 985.9  | N/A                                 | 1.9457<br>[ 2.0000 ]            | 97.3%<br>{ 99.1% }        |  |                            |      |
| 13C4_PFHpA_EIS | (367.0 / 322.0)<br>262597    | (7.09, N/A)<br>(N/A, -0.04, N/A)  | 446.4  | N/A                                 | 2.0061<br>[ 2.0000 ]            | 100.3%<br>{ 94.8% }       |  |                            |      |
| 13C8_PFOA_EIS  | (421.0 / 376.0)<br>275305    | (7.90, N/A)<br>(N/A, -0.04, N/A)  | 537.5  | N/A                                 | 1.9523<br>[ 2.0000 ]            | 97.6%<br>{ 102.7% }       |  |                            |      |
| 13C9_PFNA_EIS  | (472.0 / 427.0)<br>102447    | (8.64, N/A)<br>(N/A, -0.04, N/A)  | 348.5  | N/A                                 | 1.1288<br>[ 1.0000 ]            | 112.9%<br>{ 96.3% }       |  |                            |      |
| 13C6_PFDA_EIS  | (519.0 / 474.0)<br>140550    | (9.33, N/A)<br>(N/A, -0.04, N/A)  | 481.3  | N/A                                 | 1.1478<br>[ 1.0000 ]            | 114.8%<br>{ 105.3% }      |  |                            |      |
| 13C7_PFUnA_EIS | (570.0 / 525.0)<br>201485    | (9.72, N/A)<br>(N/A, -0.02, N/A)  | 515.7  | N/A                                 | 1.1428<br>[ 1.0000 ]            | 114.3%<br>{ 102.0% }      |  |                            |      |



Chemist: DAG  
 Instrument: Saphira  
 Type: Sciex Q3 5500

Sample I.D.: SB03858-CCB2  
 DF, IV: 1, 10.0µL  
 Acquisition Method: 1633 2022-12-13.dam

Quant Method: 1633 - 2022-12-15A  
 Path: S2022-12-15B (4)  
 Acquired: 2022/12/15 - 15:57

| Analyte         | (Q1 / Q3)<br>Area Counts*min | R.T.<br>(R.T [min], R.R.T.)<br>(ΔRT-I[min], ΔRT-CV[min], ΔRT ion[s]) | S / N  | Ion Ratio<br>IR Vs MP%<br>IR Vs CV% | Concentration<br>[ True ] ng/mL | Q.C.<br>Rec.<br>{Area%CV} | Primary<br>Transition | Confirmation<br>Transition | Flag |
|-----------------|------------------------------|--|--------|-------------------------------------|---------------------------------|---------------------------|-----------------------|----------------------------|------|
| 13C2_PFDa_EIS   | (615.0 / 570.0)<br>242244    | (9.90, N/A)<br>(N/A, -0.01, N/A)                                     | 429.9  | N/A                                 | 1.2183<br>[ 1.0000 ]            | 121.8%<br>{ 94.1% }       |                       |                            |      |
| 13C2_PFTeDA_EIS | (715.0 / 670.0)<br>177629    | (10.13, N/A)<br>(N/A, -0.02, N/A)                                    | 30.4   | N/A                                 | 1.4699<br>[ 1.0000 ]            | 147.0%<br>{ 122.2% }      |                       |                            |      |
| 13C3_PFBs_EIS   | (302.0 / 80.0)<br>753345     | (6.12, N/A)<br>(N/A, -0.03, N/A)                                     | 730.3  | N/A                                 | 2.0219<br>[ 2.0000 ]            | 101.1%<br>{ 105.6% }      |                       |                            |      |
| 13C3_PFHxS_EIS  | (402.0 / 80.0)<br>399239     | (8.03, N/A)<br>(N/A, -0.04, N/A)                                     | 794.1  | N/A                                 | 2.0662<br>[ 2.0000 ]            | 103.3%<br>{ 98.1% }       |                       |                            |      |
| 13C8_PFOS_EIS   | (507.0 / 80.0)<br>657076     | (9.47, N/A)<br>(N/A, -0.03, N/A)                                     | 334.1  | N/A                                 | 2.1301<br>[ 2.0000 ]            | 106.5%<br>{ 115.2% }      |                       |                            |      |
| 13C2_4:2FTS_EIS | (329.0 / 81.0)<br>85273      | (5.82, N/A)<br>(N/A, -0.04, N/A)                                     | 514.6  | N/A                                 | 4.0587<br>[ 4.0000 ]            | 101.5%<br>{ 101.3% }      |                       |                            |      |
| 13C2_6:2FTS_EIS | (429.0 / 81.0)<br>97274      | (7.56, N/A)<br>(N/A, -0.03, N/A)                                     | 714.5  | N/A                                 | 3.6128<br>[ 4.0000 ]            | 90.3%<br>{ 88.6% }        |                       |                            |      |
| 13C2_8:2FTS_EIS | (529.0 / 81.0)<br>97293      | (8.98, N/A)<br>(N/A, -0.04, N/A)                                     | 357.8  | N/A                                 | 4.0307<br>[ 4.0000 ]            | 100.8%<br>{ 116.7% }      |                       |                            |      |
| 13C8_PFOsa_EIS  | (506.0 / 78.0)<br>1054623    | (10.18, N/A)<br>(N/A, -0.02, N/A)                                    | 847.7  | N/A                                 | 2.3491<br>[ 2.0000 ]            | 117.5%<br>{ 114.1% }      |                       |                            |      |
| D3_NMeFOSA_EIS  | (515.0 / 169.0)<br>247339    | (10.61, N/A)<br>(N/A, -0.01, N/A)                                    | 845.8  | N/A                                 | 2.2115<br>[ 2.0000 ]            | 110.6%<br>{ 100.5% }      |                       |                            |      |
| D5_NEiFOSA_EIS  | (531.1 / 169.0)<br>240387    | (10.70, N/A)<br>(N/A, -0.01, N/A)                                    | 1084.9 | N/A                                 | 2.3017<br>[ 2.0000 ]            | 115.1%<br>{ 97.6% }       |                       |                            |      |



Chemist: DAG  
 Instrument: Saphira  
 Type: Sciex Q3 5500

Sample I.D.: SB03858-CCB2  
 DF, IV: 1, 10.0µL  
 Acquisition Method: 1633 2022-12-13.dam

Quant Method: 1633 - 2022-12-15A  
 Path: S2022-12-15B (4)  
 Acquired: 2022/12/15 - 15:57

| Analyte         | (Q1 / Q3)<br>Area Counts*min | R.T.<br>(R.T [min], R.R.T.)<br>( $\Delta$ RT-[min], $\Delta$ RT-<br>CV[min], $\Delta$ RT ion[s]) | S / N  | Ion Ratio<br>IR Vs MP%<br>IR Vs CV% | Concentration<br>[ True ] ng/mL | Q.C.<br>Rec.<br>{Area%CV} | Primary<br>Transition | Confirmation<br>Transition | Flag |
|-----------------|------------------------------|--|--------|-------------------------------------|---------------------------------|---------------------------|-----------------------|----------------------------|------|
| D3_MeFOSAA_EIS  | ( 573.0 / 419.0 )<br>305338  | ( 9.51 , N/A )<br>( N/A , -0.04 , N/A )  | 466.4  | N/A                                 | 4.2197<br>[ 4.0000 ]            | 105.5%<br>{ 102.1% }      |                       |                            |      |
| D5_EtFOSAA_EIS  | ( 589.0 / 419.0 )<br>276024  | ( 9.69 , N/A )<br>( N/A , -0.02 , N/A )  | 364.4  | N/A                                 | 4.5898<br>[ 4.0000 ]            | 114.7%<br>{ 101.7% }      |                       |                            |      |
| D7_NMeFOSE_EIS  | ( 623.2 / 58.9 )<br>512471   | ( 10.57 , N/A )<br>( N/A , -0.01 , N/A )   | 991.8  | N/A                                 | 23.8206<br>[ 20.0000 ]          | 119.1%<br>{ 102.1% }      |                       |                            |      |
| D9_NEtFOSE_EIS  | ( 639.2 / 58.9 )<br>251863   | ( 10.67 , N/A )<br>( N/A , -0.01 , N/A )   | 1156.2 | N/A                                 | 21.7403<br>[ 20.0000 ]          | 108.7%<br>{ 90.4% }       |                       |                            |      |
| 13C3_HFPODA_EIS | ( 287.0 / 169.0 )<br>725176  | ( 6.50 , N/A )<br>( N/A , -0.03 , N/A )  | 1138.4 | N/A                                 | 8.0388<br>[ 8.0000 ]            | 100.5%<br>{ 91.4% }       |                       |                            |      |

## ANALYSIS SEQUENCE BLANKSN

Laboratory:N APPL, L CL SDG:N  
 Client:N Tidewater, Inc.L Project:N NASA JPL SIL  
 Sequence:N SB03858L Instrument:N SaphiraL  
 Calibration:N 2251019L

| Lab Sample IDN | AnalyteN      | FoundN | UnitsN | RLN | CN |
|----------------|---------------|--------|--------|-----|----|
| SB03858-CCB30  | PFBA0         | .0     | ng/mL0 | .50 | U  |
|                | PFPEA0        | .0     | ng/mL0 | .50 | U  |
|                | PFHXA0        | .0     | ng/mL0 | .50 | U  |
|                | PFHPA0        | .0     | ng/mL0 | .50 | U  |
|                | PFOA0         | .0     | ng/mL0 | .50 | U  |
|                | PFNA0         | .0     | ng/mL0 | .50 | U  |
|                | PFDA0         | .0     | ng/mL0 | .50 | U  |
|                | PFUnA0        | .0     | ng/mL0 | .50 | U  |
|                | PFDOA0        | .0     | ng/mL0 | .50 | U  |
|                | PFTRDA0       | .0     | ng/mL0 | .50 | U  |
|                | PFTEDA0       | .0     | ng/mL0 | .50 | U  |
|                | PFBS0         | .0     | ng/mL0 | .50 | U  |
|                | PFPE0         | .0     | ng/mL0 | .50 | U  |
|                | PFHXS0        | .0     | ng/mL0 | .50 | U  |
|                | PFHPS0        | .0     | ng/mL0 | .50 | U  |
|                | PFOS0         | .0     | ng/mL0 | .50 | U  |
|                | PFNS0         | .0     | ng/mL0 | .50 | U  |
|                | PFDS0         | .0     | ng/mL0 | .50 | U  |
|                | 4:2FTS0       | .0     | ng/mL0 | .50 | U  |
|                | 6:2FTS0       | .0     | ng/mL0 | .50 | U  |
|                | 8:2FTS0       | .0     | ng/mL0 | .50 | U  |
|                | PFOSA0        | .0     | ng/mL0 | .50 | U  |
|                | NMeFOSA0      | .0     | ng/mL0 | .50 | U  |
|                | NEtFOSA0      | .0     | ng/mL0 | .50 | U  |
|                | NMeFOSAA0     | .0     | ng/mL0 | .50 | U  |
|                | NEtFOSAA0     | .0     | ng/mL0 | .50 | U  |
|                | NMeFOSE0      | .0     | ng/mL0 | .50 | U  |
|                | NEtFOSE0      | .0     | ng/mL0 | .50 | U  |
|                | HFPO-DA0      | .0     | ng/mL0 | .50 | U  |
|                | ADONA0        | .0     | ng/mL0 | .50 | U  |
|                | 9CL-PF3ONS0   | .0     | ng/mL0 | .50 | U  |
|                | 11CL-PF3OUDS0 | .0     | ng/mL0 | .50 | U  |
|                | 13C4-PFBA0    | 7.380  | ng/mL0 |     |    |

## ANALYSIS SEQUENCE BLANKSN

|               |                  |              |              |
|---------------|------------------|--------------|--------------|
| Laboratory:N  | APPL, L CL       | SDG:N        |              |
| Client:N      | Tidewater, Inc.L | Project:N    | NASA JPL SIL |
| Sequence:N    | SB03858L         | Instrument:N | SaphiraL     |
| Calibration:N | 2251019L         |              |              |

| Lab Sample IDN | AnalyteN      | FoundN | UnitsN | RLN | CN |
|----------------|---------------|--------|--------|-----|----|
| SB03858-CCB30  | 13C5-PFPEA0   | 4.20   | ng/mL0 |     |    |
|                | 13C5-PFHXA0   | 1.90   | ng/mL0 |     |    |
|                | 13C4-PFHPA0   | 1.960  | ng/mL0 |     |    |
|                | 13C8-PFOA0    | 1.910  | ng/mL0 |     |    |
|                | 13C9-PFNA     | 0.9470 | ng/mL0 |     |    |
|                | 13C6-PFDA0    | 1.070  | ng/mL0 |     |    |
|                | 13C7-PFUnA0   | 1.180  | ng/mL0 |     |    |
|                | 13C2-PFDOA0   | 1.290  | ng/mL0 |     |    |
|                | 13C2-PFTEDA0  | 1.250  | ng/mL0 |     |    |
|                | 13C3-PFBS0    | 2.260  | ng/mL0 |     |    |
|                | 13C3-PFHXS0   | 2.110  | ng/mL0 |     |    |
|                | 13C8-PFOS0    | 2.080  | ng/mL0 |     |    |
|                | 13C2-4:2FTS0  | 4.190  | ng/mL0 |     |    |
|                | 13C2-6:2FTS0  | 4.20   | ng/mL0 |     |    |
|                | 13C2-8:2FTS0  | 4.050  | ng/mL0 |     |    |
|                | 13C8-PFOSA0   | 2.310  | ng/mL0 |     |    |
|                | D3-NMEFOSA0   | 2.320  | ng/mL0 |     |    |
|                | D5-NETFOSA0   | 2.380  | ng/mL0 |     |    |
|                | D3-NMEFOSAA0  | 3.960  | ng/mL0 |     |    |
|                | D5-NETFOSAA0  | 4.290  | ng/mL0 |     |    |
|                | D7-NMEFOSE0   | 24.50  | ng/mL0 |     |    |
|                | D9-NETFOSSE0  | 23.30  | ng/mL0 |     |    |
|                | 13C3-HFPO-DA0 | 8.110  | ng/mL0 |     |    |



Chemist: DAG  
Instrument: Saphira  
Type: Sciex Q3 5500

Sample I.D.: SB03858-CCB3  
DF, IV: 1, 10.0µL  
Acquisition Method: 1633 2022-12-13.dam

Quant Method: 1633 - 2022-12-15A  
Path: S2022-12-15B (26)  
Acquired: 2022/12/15 - 20:36

| Analyte | (Q1 / Q3)<br>Area Counts*min                     | R.T.<br>(R.T [min], R.R.T.)<br>(ΔRT-I[min], ΔRT-CV[min], ΔRT ion[s]) | S / N      | Ion Ratio<br>IR Vs MP%<br>IR Vs CV% | Concentration<br>[ True ] ng/mL | Q.C.<br>Rec.<br>{Area%CV} | Primary<br>Transition | Confirmation<br>Transition | Flag |
|---------|--|--|------------|-------------------------------------|---------------------------------|---------------------------|-----------------------|----------------------------|------|
| PFBA    | (212.9 / 169.0)<br>N/A                           | (N/A, N/A)<br>(N/A, N/A, N/A)  | N/A        | N/A<br>0.0<br>0.0                   | 0.0000                          | N/A                       |                       |                            |      |
| PFPeA   | (262.9 / 219.0)<br>N/A<br>(262.9 / 69.0)<br>N/A  | (N/A, N/A)<br>(N/A, N/A, N/A)  | N/A<br>N/A | N/A<br>0.0<br>0.0                   | 0.0000                          | N/A                       |                       |                            |      |
| PFHxA   | (313.0 / 269.0)<br>N/A<br>(313.0 / 119.0)<br>N/A | (N/A, N/A)<br>(N/A, N/A, N/A)  | N/A<br>N/A | N/A<br>0.0<br>0.0                   | 0.0000                          | N/A                       |                       |                            |      |
| PFHpA   | (363.0 / 319.0)<br>N/A<br>(363.0 / 169.0)<br>N/A | (N/A, N/A)<br>(N/A, N/A, N/A)  | N/A<br>N/A | N/A<br>0.0<br>0.0                   | 0.0000                          | N/A                       |                       |                            |      |
| PFOA    | (413.0 / 369.0)<br>N/A<br>(413.0 / 169.0)<br>N/A | (N/A, N/A)<br>(N/A, N/A, N/A)  | N/A<br>N/A | N/A<br>0.0<br>0.0                   | 0.0000                          | N/A                       |                       |                            |      |
| PFNA    | (463.0 / 419.0)<br>N/A<br>(463.0 / 169.0)<br>N/A | (N/A, N/A)<br>(N/A, N/A, N/A)  | N/A<br>N/A | N/A<br>0.0<br>0.0                   | 0.0000                          | N/A                       |                       |                            |      |
| PFDA    | (513.0 / 469.0)<br>N/A<br>(513.0 / 169.0)<br>N/A | (N/A, N/A)<br>(N/A, N/A, N/A)  | N/A<br>N/A | N/A<br>0.0<br>0.0                   | 0.0000                          | N/A                       |                       |                            |      |
| PFUnA   | (563.0 / 519.0)<br>N/A<br>(563.0 / 169.0)<br>N/A | (N/A, N/A)<br>(N/A, N/A, N/A)  | N/A<br>N/A | N/A<br>0.0<br>0.0                   | 0.0000                          | N/A                       |                       |                            |      |
| PFDoA   | (613.0 / 569.0)<br>N/A<br>(613.0 / 169.0)<br>N/A | (N/A, N/A)<br>(N/A, N/A, N/A)  | N/A<br>N/A | N/A<br>0.0<br>0.0                   | 0.0000                          | N/A                       |                       |                            |      |
| PFTTrDA | (663.0 / 619.0)<br>N/A<br>(663.0 / 169.0)<br>N/A | (N/A, N/A)<br>(N/A, N/A, N/A)  | N/A<br>N/A | N/A<br>0.0<br>0.0                   | 0.0000                          | N/A                       |                       |                            |      |
| PFTeDA  | (713.0 / 669.0)<br>N/A<br>(713.0 / 169.0)<br>N/A | (N/A, N/A)<br>(N/A, N/A, N/A)  | N/A<br>N/A | N/A<br>0.0<br>0.0                   | 0.0000                          | N/A                       |                       |                            |      |



Chemist: DAG  
Instrument: Saphira  
Type: Sciex Q3 5500

Sample I.D.: SB03858-CCB3  
DF, IV: 1, 10.0µL  
Acquisition Method: 1633 2022-12-13.dam

Quant Method: 1633 - 2022-12-15A  
Path: S2022-12-15B (26)  
Acquired: 2022/12/15 - 20:36

| Analyte | (Q1 / Q3)<br>Area Counts*min                        | R.T.<br>(R.T [min], R.R.T.)<br>(ΔRT-I[min], ΔRT-CV[min], ΔRT ion[s]) | S / N      | Ion Ratio<br>IR Vs MP%<br>IR Vs CV% | Concentration<br>[ True ] ng/mL | Q.C.<br>Rec.<br>{Area%CV} | Primary<br>Transition | Confirmation<br>Transition | Flag |
|---------|---|--|------------|-------------------------------------|---------------------------------|---------------------------|-----------------------|----------------------------|------|
| PFBS    | ( 298.9 / 80.0 )<br>N/A<br>( 298.9 / 99.0 )<br>N/A  | ( N/A , N/A )<br>( N/A , N/A , N/A )                                 | N/A<br>N/A | N/A<br>0.0<br>0.0                   | 0.0000                          | N/A                       |                       |                            |      |
| PFPeS   | ( 349.0 / 80.0 )<br>N/A<br>( 349.0 / 99.0 )<br>N/A  | ( N/A , N/A )<br>( N/A , N/A , N/A )                                 | N/A<br>N/A | N/A<br>0.0<br>0.0                   | 0.0000                          | N/A                       |                       |                            |      |
| PFHxS   | ( 399.0 / 80.0 )<br>N/A<br>( 399.0 / 99.0 )<br>N/A  | ( N/A , N/A )<br>( N/A , N/A , N/A )                                 | N/A<br>N/A | N/A<br>0.0<br>0.0                   | 0.0000                          | N/A                       |                       |                            |      |
| PFHpS   | ( 449.0 / 80.0 )<br>N/A<br>( 449.0 / 99.0 )<br>N/A  | ( N/A , N/A )<br>( N/A , N/A , N/A )                                 | N/A<br>N/A | N/A<br>0.0<br>0.0                   | 0.0000                          | N/A                       |                       |                            |      |
| PFOS    | ( 499.0 / 80.0 )<br>N/A<br>( 499.0 / 99.0 )<br>N/A  | ( N/A , N/A )<br>( N/A , N/A , N/A )                                 | N/A<br>N/A | N/A<br>0.0<br>0.0                   | 0.0000                          | N/A                       |                       |                            |      |
| PFNS    | ( 549.0 / 80.0 )<br>N/A<br>( 549.0 / 99.0 )<br>N/A  | ( N/A , N/A )<br>( N/A , N/A , N/A )                                 | N/A<br>N/A | N/A<br>0.0<br>0.0                   | 0.0000                          | N/A                       |                       |                            |      |
| PFDS    | ( 599.0 / 80.0 )<br>N/A<br>( 599.0 / 99.0 )<br>N/A  | ( N/A , N/A )<br>( N/A , N/A , N/A )                                 | N/A<br>N/A | N/A<br>0.0<br>0.0                   | 0.0000                          | N/A                       |                       |                            |      |
| PFDoS   | ( 698.9 / 80.0 )<br>N/A<br>( 698.9 / 99.0 )<br>N/A  | ( N/A , N/A )<br>( N/A , N/A , N/A )                                 | N/A<br>N/A | N/A<br>0.0<br>0.0                   | 0.0000                          | N/A                       |                       |                            |      |
| 4:2FTS  | ( 327.0 / 307.0 )<br>N/A<br>( 327.0 / 81.0 )<br>N/A | ( N/A , N/A )<br>( N/A , N/A , N/A )                                 | N/A<br>N/A | N/A<br>0.0<br>0.0                   | 0.0000                          | N/A                       |                       |                            |      |
| 6:2FTS  | ( 427.0 / 407.0 )<br>N/A<br>( 427.0 / 81.0 )<br>N/A | ( N/A , N/A )<br>( N/A , N/A , N/A )                                 | N/A<br>N/A | N/A<br>0.0<br>0.0                   | 0.0000                          | N/A                       |                       |                            |      |
| 8:2FTS  | ( 527.0 / 507.0 )<br>N/A<br>( 527.0 / 81.0 )<br>N/A | ( N/A , N/A )<br>( N/A , N/A , N/A )                                 | N/A<br>N/A | N/A<br>0.0<br>0.0                   | 0.0000                          | N/A                       |                       |                            |      |

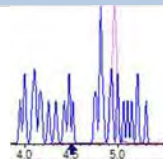
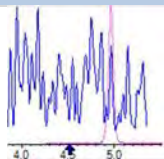
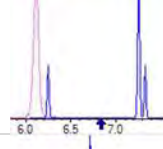
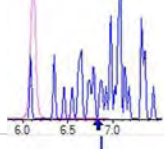
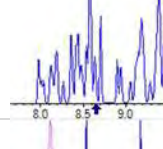
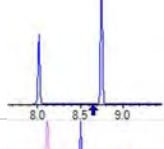
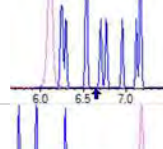
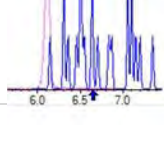
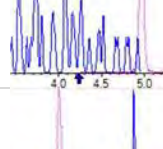
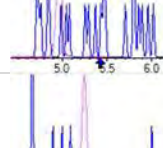
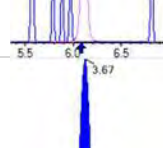
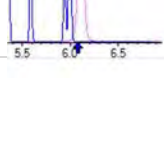
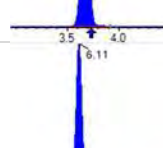
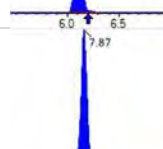
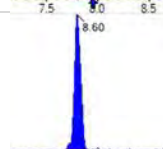



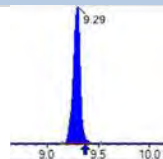
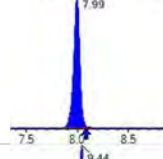
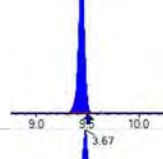
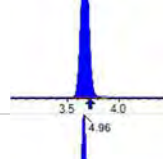
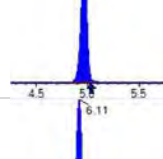
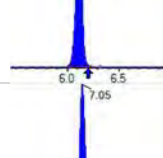
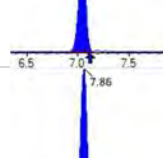
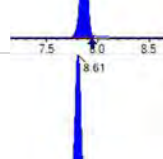
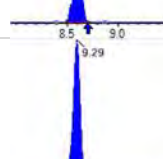
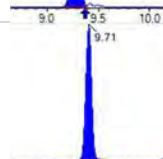

Chemist: DAG  
 Instrument: Saphira  
 Type: Sciex Q3 5500

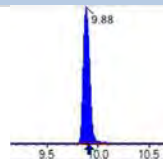
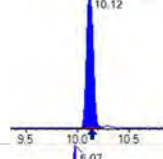
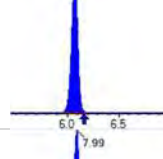
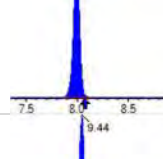
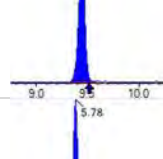
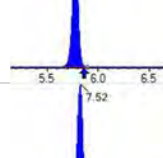
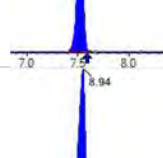
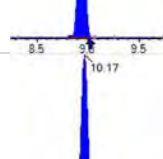
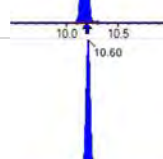
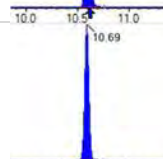

Sample I.D.: SB03858-CCB3  
 DF, IV: 1, 10.0µL  
 Acquisition Method: 1633 2022-12-13.dam

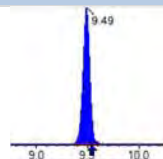
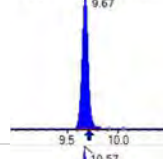
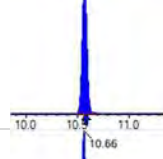
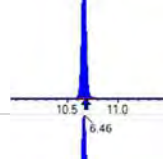
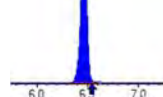
Quant Method: 1633 - 2022-12-15A  
 Path: S2022-12-15B (26)  
 Acquired: 2022/12/15 - 20:36

| Analyte      | (Q1 / Q3)<br>Area Counts*min                     | R.T.<br>(R.T [min], R.R.T.)<br>(ΔRT-I[min], ΔRT-CV[min], ΔRT ion[s]) | S / N      | Ion Ratio<br>IR Vs MP%<br>IR Vs CV% | Concentration<br>[ True ] ng/mL | Q.C.<br>Rec.<br>{Area%CV} | Primary<br>Transition | Confirmation<br>Transition | Flag |
|--------------|--|--|------------|-------------------------------------|---------------------------------|---------------------------|-----------------------|----------------------------|------|
| PFOSA        | (498.0 / 78.0)<br>N/A<br>(498.0 / 478.0)<br>N/A  | (N/A, N/A)<br>(N/A, N/A, N/A)  | N/A<br>N/A | N/A<br>0.0<br>0.0                   | 0.0000                          | N/A                       |                       |                            |      |
| NMeFOSEA     | (511.9 / 219.0)<br>N/A<br>(511.9 / 169.0)<br>N/A | (N/A, N/A)<br>(N/A, N/A, N/A)  | N/A<br>N/A | N/A<br>0.0<br>0.0                   | 0.0000                          | N/A                       |                       |                            |      |
| NEIFOSEA     | (526.0 / 219.0)<br>N/A<br>(526.0 / 169.0)<br>N/A | (N/A, N/A)<br>(N/A, N/A, N/A)  | N/A<br>N/A | N/A<br>0.0<br>0.0                   | 0.0000                          | N/A                       |                       |                            |      |
| NMeFOSAA     | (570.0 / 419.0)<br>N/A<br>(570.0 / 483.0)<br>N/A | (N/A, N/A)<br>(N/A, N/A, N/A)  | N/A<br>N/A | N/A<br>0.0<br>0.0                   | 0.0000                          | N/A                       |                       |                            |      |
| NEIFOSAA     | (584.0 / 419.0)<br>N/A<br>(584.0 / 526.0)<br>N/A | (N/A, N/A)<br>(N/A, N/A, N/A)  | N/A<br>N/A | N/A<br>0.0<br>0.0                   | 0.0000                          | N/A                       |                       |                            |      |
| NMeFOSE      | (616.1 / 59.0)<br>N/A                            | (N/A, N/A)<br>(N/A, N/A, N/A)  | N/A        | N/A<br>0.0<br>0.0                   | 0.0000                          | N/A                       |                       |                            |      |
| NEIFOSE      | (630.0 / 59.0)<br>N/A                            | (N/A, N/A)<br>(N/A, N/A, N/A)  | N/A        | N/A<br>0.0<br>0.0                   | 0.0000                          | N/A                       |                       |                            |      |
| HFPO-DA      | (285.0 / 169.0)<br>N/A<br>(285.0 / 185.0)<br>N/A | (N/A, N/A)<br>(N/A, N/A, N/A)  | N/A<br>N/A | N/A<br>0.0<br>0.0                   | 0.0000                          | N/A                       |                       |                            |      |
| ADONA        | (377.0 / 85.0)<br>N/A<br>(377.0 / 251.0)<br>N/A  | (N/A, N/A)<br>(N/A, N/A, N/A)  | N/A<br>N/A | N/A<br>0.0<br>0.0                   | 0.0000                          | N/A                       |                       |                            |      |
| 9CI-PF3ONS   | (531.0 / 351.0)<br>N/A<br>(533.0 / 353.0)<br>N/A | (N/A, N/A)<br>(N/A, N/A, N/A)  | N/A<br>N/A | N/A<br>0.0<br>0.0                   | 0.0000                          | N/A                       |                       |                            |      |
| 11CI-PF3OUDS | (631.0 / 451.0)<br>N/A<br>(633.0 / 453.0)<br>N/A | (N/A, N/A)<br>(N/A, N/A, N/A)  | N/A<br>N/A | N/A<br>0.0<br>0.0                   | 0.0000                          | N/A                       |                       |                            |      |

| Analyte        | (Q1 / Q3)<br>Area Counts*min                     | R.T.<br>(R.T [min], R.R.T.)<br>( $\Delta$ RT-I[min], $\Delta$ RT-CV[min], $\Delta$ RT ion[s]) | S / N      | Ion Ratio<br>IR Vs MP%<br>IR Vs CV% | Concentration<br>[ True ] ng/mL | Q.C.<br>Rec.<br>{Area%CV} | Primary<br>Transition   | Confirmation<br>Transition  | Flag |
|----------------|--|---|------------|-------------------------------------|---------------------------------|---------------------------|---|---|------|
| 3:3FTCA        | (241.0 / 177.0)<br>N/A<br>(241.0 / 117.0)<br>N/A | (N/A, N/A)<br>(N/A, N/A, N/A)   | N/A<br>N/A | N/A<br>0.0<br>0.0                   | 0.0000                          | N/A                       |    |    |      |
| 5:3FTCA        | (341.0 / 236.7)<br>N/A<br>(341.0 / 217.0)<br>N/A | (N/A, N/A)<br>(N/A, N/A, N/A)   | N/A<br>N/A | N/A<br>0.0<br>0.0                   | 0.0000                          | N/A                       |    |    |      |
| 7:3FTCA        | (441.0 / 317.0)<br>N/A<br>(441.0 / 337.0)<br>N/A | (N/A, N/A)<br>(N/A, N/A, N/A)   | N/A<br>N/A | N/A<br>0.0<br>0.0                   | 0.0000                          | N/A                       |    |    |      |
| PFEESA         | (315.0 / 135.0)<br>N/A<br>(315.0 / 83.0)<br>N/A  | (N/A, N/A)<br>(N/A, N/A, N/A)   | N/A<br>N/A | N/A<br>0.0<br>0.0                   | 0.0000                          | N/A                       |    |    |      |
| PFMPA          | (229.0 / 85.0)<br>N/A                            | (N/A, N/A)<br>(N/A, N/A, N/A)   | N/A        | N/A<br>0.0<br>0.0                   | 0.0000                          | N/A                       |   |   |      |
| PFMBA          | (279.0 / 85.0)<br>N/A                            | (N/A, N/A)<br>(N/A, N/A, N/A)   | N/A        | N/A<br>0.0<br>0.0                   | 0.0000                          | N/A                       |  |   |      |
| NFDHA          | (201.0 / 85.0)<br>N/A<br>(295.0 / 201.0)<br>N/A  | (N/A, N/A)<br>(N/A, N/A, N/A)   | N/A<br>N/A | N/A<br>0.0<br>0.0                   | 0.0000                          | N/A                       |  |  |      |
| 13C3_PFBA_IIS  | (216.0 / 172.0)<br>85519                         | (3.67, N/A)<br>(N/A, -0.05, N/A)  | 771.1      | N/A                                 | 0.9781<br>[ 1.0000 ]            | 97.8%<br>{ 97.8% }        |  |   |      |
| 13C2_PFHxA_IIS | (315.1 / 270.0)<br>124881                        | (6.11, N/A)<br>(N/A, -0.08, N/A)  | 497.5      | N/A                                 | 0.9491<br>[ 1.0000 ]            | 94.9%<br>{ 99.1% }        |  |   |      |
| 13C4_PFOA_IIS  | (417.0 / 372.0)<br>119043                        | (7.87, N/A)<br>(N/A, -0.08, N/A)  | 694.4      | N/A                                 | 0.9511<br>[ 1.0000 ]            | 95.1%<br>{ 88.4% }        |  |   |      |
| 13C5_PFNA_IIS  | (468.0 / 423.0)<br>91533                         | (8.60, N/A)<br>(N/A, -0.09, N/A)  | 386.9      | N/A                                 | 0.9170<br>[ 1.0000 ]            | 91.7%<br>{ 90.6% }        |  |   |      |

| Analyte        | (Q1 / Q3)<br>Area Counts*min | R.T.<br>(R.T [min], R.R.T.)<br>( $\Delta$ RT-I[ $\mu$ min], $\Delta$ RT-<br>CV[ $\mu$ min], $\Delta$ RT ion[s]) | S / N  | Ion Ratio<br>IR Vs MP%<br>IR Vs CV% | Concentration<br>[ True ] ng/mL | Q.C.<br>Rec.<br>{Area%CV} | Primary<br>Transition   | Confirmation<br>Transition | Flag |
|----------------|------------------------------|---|--------|-------------------------------------|---------------------------------|---------------------------|---|----------------------------|------|
| 13C2_PFDA_IIS  | (515.1 / 470.1)<br>84101     | (9.29, N/A)<br>(N/A, -0.08, N/A)  | 416.1  | N/A                                 | 0.8110<br>[ 1.0000 ]            | 81.1%<br>{ 75.4% }        |    |                            |      |
| 18O2_PFHxS_IIS | (403.0 / 83.9)<br>205445     | (7.99, N/A)<br>(N/A, -0.08, N/A)  | 1020.6 | N/A                                 | 0.8684<br>[ 1.0000 ]            | 86.8%<br>{ 83.7% }        |    |                            |      |
| 13C4_PFOS_IIS  | (502.8 / 79.9)<br>184408     | (9.44, N/A)<br>(N/A, -0.07, N/A)  | 390.1  | N/A                                 | 0.9192<br>[ 1.0000 ]            | 91.9%<br>{ 88.0% }        |    |                            |      |
| 13C4_PFBA_EIS  | (217.0 / 172.0)<br>653454    | (3.67, N/A)<br>(N/A, -0.05, N/A)  | 666.8  | N/A                                 | 7.3804<br>[ 8.0000 ]            | 92.3%<br>{ 87.7% }        |    |                            |      |
| 13C5_PFPeA_EIS | (267.9 / 223.0)<br>386117    | (4.96, N/A)<br>(N/A, -0.07, N/A)  | 957.1  | N/A                                 | 4.1997<br>[ 4.0000 ]            | 105.0%<br>{ 98.4% }       |   |                            |      |
| 13C5_PFHxA_EIS | (318.0 / 273.0)<br>278686    | (6.11, N/A)<br>(N/A, -0.08, N/A)  | 730.8  | N/A                                 | 1.8957<br>[ 2.0000 ]            | 94.8%<br>{ 95.8% }        |  |                            |      |
| 13C4_PFHpA_EIS | (367.0 / 322.0)<br>254095    | (7.05, N/A)<br>(N/A, -0.08, N/A)  | 491.1  | N/A                                 | 1.9563<br>[ 2.0000 ]            | 97.8%<br>{ 91.7% }        |  |                            |      |
| 13C8_PFOA_EIS  | (421.0 / 376.0)<br>251101    | (7.86, N/A)<br>(N/A, -0.08, N/A)  | 766.0  | N/A                                 | 1.9089<br>[ 2.0000 ]            | 95.4%<br>{ 93.6% }        |  |                            |      |
| 13C9_PFNA_EIS  | (472.0 / 427.0)<br>94666     | (8.61, N/A)<br>(N/A, -0.08, N/A)  | 364.3  | N/A                                 | 0.9468<br>[ 1.0000 ]            | 94.7%<br>{ 88.9% }        |  |                            |      |
| 13C6_PFDA_EIS  | (519.0 / 474.0)<br>122050    | (9.29, N/A)<br>(N/A, -0.08, N/A)  | 312.1  | N/A                                 | 1.0710<br>[ 1.0000 ]            | 107.1%<br>{ 91.5% }       |  |                            |      |
| 13C7_PFUnA_EIS | (570.0 / 525.0)<br>194013    | (9.71, N/A)<br>(N/A, -0.03, N/A)  | 456.9  | N/A                                 | 1.1824<br>[ 1.0000 ]            | 118.2%<br>{ 98.2% }       |  |                            |      |

| Analyte         | (Q1 / Q3)<br>Area Counts*min | R.T.<br>(R.T [min], R.R.T.)<br>( $\Delta$ RT-I[ $\mu$ min], $\Delta$ RT-<br>CV[ $\mu$ min], $\Delta$ RT ion[s]) | S / N  | Ion Ratio<br>IR Vs MP%<br>IR Vs CV% | Concentration<br>[ True ] ng/mL | Q.C.<br>Rec.<br>{Area%CV} | Primary<br>Transition   | Confirmation<br>Transition | Flag |
|-----------------|------------------------------|---|--------|-------------------------------------|---------------------------------|---------------------------|---|----------------------------|------|
| 13C2_PFDa_EIS   | (615.0 / 570.0)<br>238897    | (9.88, N/A)<br>(N/A, -0.02, N/A)  | 435.5  | N/A                                 | 1.2910<br>[ 1.0000 ]            | 129.1%<br>{ 92.8% }       |    |                            |      |
| 13C2_PFTeDA_EIS | (715.0 / 670.0)<br>140783    | (10.12, N/A)<br>(N/A, -0.02, N/A)   | 444.4  | N/A                                 | 1.2518<br>[ 1.0000 ]            | 125.2%<br>{ 96.8% }       |    |                            |      |
| 13C3_PFBs_EIS   | (302.0 / 80.0)<br>758308     | (6.07, N/A)<br>(N/A, -0.08, N/A)  | 950.0  | N/A                                 | 2.2600<br>[ 2.0000 ]            | 113.0%<br>{ 106.3% }      |    |                            |      |
| 13C3_PFHxS_EIS  | (402.0 / 80.0)<br>367312     | (7.99, N/A)<br>(N/A, -0.08, N/A)  | 916.3  | N/A                                 | 2.1109<br>[ 2.0000 ]            | 105.5%<br>{ 90.3% }       |    |                            |      |
| 13C8_PFOS_EIS   | (507.0 / 80.0)<br>630522     | (9.44, N/A)<br>(N/A, -0.06, N/A)  | 456.0  | N/A                                 | 2.0815<br>[ 2.0000 ]            | 104.1%<br>{ 110.6% }      |   |                            |      |
| 13C2_4:2FTS_EIS | (329.0 / 81.0)<br>79358      | (5.78, N/A)<br>(N/A, -0.08, N/A)  | 670.4  | N/A                                 | 4.1944<br>[ 4.0000 ]            | 104.9%<br>{ 94.3% }       |  |                            |      |
| 13C2_6:2FTS_EIS | (429.0 / 81.0)<br>101923     | (7.52, N/A)<br>(N/A, -0.08, N/A)  | 703.8  | N/A                                 | 4.2037<br>[ 4.0000 ]            | 105.1%<br>{ 92.8% }       |  |                            |      |
| 13C2_8:2FTS_EIS | (529.0 / 81.0)<br>87928      | (8.94, N/A)<br>(N/A, -0.08, N/A)  | 451.8  | N/A                                 | 4.0450<br>[ 4.0000 ]            | 101.1%<br>{ 105.4% }      |  |                            |      |
| 13C8_PFOsa_EIS  | (506.0 / 78.0)<br>1017800    | (10.17, N/A)<br>(N/A, -0.02, N/A)   | 1207.6 | N/A                                 | 2.3087<br>[ 2.0000 ]            | 115.4%<br>{ 110.1% }      |  |                            |      |
| D3_NMeFOSA_EIS  | (515.0 / 169.0)<br>254630    | (10.60, N/A)<br>(N/A, -0.02, N/A)   | 1021.4 | N/A                                 | 2.3184<br>[ 2.0000 ]            | 115.9%<br>{ 103.5% }      |  |                            |      |
| D5_NEiFOSA_EIS  | (531.1 / 169.0)<br>244577    | (10.69, N/A)<br>(N/A, -0.02, N/A)   | 1221.7 | N/A                                 | 2.3848<br>[ 2.0000 ]            | 119.2%<br>{ 99.3% }       |  |                            |      |

| Analyte         | (Q1 / Q3)<br>Area Counts*min | R.T.<br>(R.T [min], R.R.T.)<br>( $\Delta$ RT-I[ $\mu$ min], $\Delta$ RT-<br>CV[ $\mu$ min], $\Delta$ RT ion[s]) | S / N  | Ion Ratio<br>IR Vs MP%<br>IR Vs CV% | Concentration<br>[ True ] ng/mL | Q.C.<br>Rec.<br>{Area%CV} | Primary<br>Transition  | Confirmation<br>Transition | Flag |
|-----------------|------------------------------|---|--------|-------------------------------------|---------------------------------|---------------------------|--|----------------------------|------|
| D3_MeFOSAA_EIS  | (573.0 / 419.0)<br>281551    | (9.49, N/A)<br>(N/A, -0.06, N/A)  | 587.3  | N/A                                 | 3.9623<br>[ 4.0000 ]            | 99.1%<br>{ 94.2% }        |   |                            |      |
| D5_EtFOSAA_EIS  | (589.0 / 419.0)<br>253257    | (9.67, N/A)<br>(N/A, -0.03, N/A)  | 387.8  | N/A                                 | 4.2884<br>[ 4.0000 ]            | 107.2%<br>{ 93.3% }       |   |                            |      |
| D7_NMeFOSE_EIS  | (623.2 / 58.9)<br>517273     | (10.57, N/A)<br>(N/A, -0.02, N/A)   | 982.3  | N/A                                 | 24.4847<br>[ 20.0000 ]          | 122.4%<br>{ 103.1% }      |   |                            |      |
| D9_NEtFOSE_EIS  | (639.2 / 58.9)<br>265608     | (10.66, N/A)<br>(N/A, -0.02, N/A)   | 1173.8 | N/A                                 | 23.3471<br>[ 20.0000 ]          | 116.7%<br>{ 95.4% }       |   |                            |      |
| 13C3_HFPODA_EIS | (287.0 / 169.0)<br>726309    | (6.46, N/A)<br>(N/A, -0.08, N/A)  | 894.0  | N/A                                 | 8.1145<br>[ 8.0000 ]            | 101.4%<br>{ 91.6% }       |  |                            |      |

## ANALYSIS SEQUENCE BLANKSN

Laboratory:N APPL, L CL SDG:N  
 Client:N Tidewater, Inc.L Project:N NASA JPL SIL  
 Sequence:N SB03858L Instrument:N SaphiraL  
 Calibration:N 2251019L

| Lab Sample IDN | AnalyteN      | FoundN | UnitsN | RLN | CN |
|----------------|---------------|--------|--------|-----|----|
| SB03858-CCB40  | PFBA0         | .0     | ng/mL0 | .50 | U  |
|                | PFPEA0        | .0     | ng/mL0 | .50 | U  |
|                | PFHXA0        | .0     | ng/mL0 | .50 | U  |
|                | PFHPA0        | .0     | ng/mL0 | .50 | U  |
|                | PFOA0         | .01260 | ng/mL0 | .50 | U  |
|                | PFNA0         | .0     | ng/mL0 | .50 | U  |
|                | PFDA0         | .0     | ng/mL0 | .50 | U  |
|                | PFUnA0        | .0     | ng/mL0 | .50 | U  |
|                | PFDOA0        | .0     | ng/mL0 | .50 | U  |
|                | PFTRDA0       | .0     | ng/mL0 | .50 | U  |
|                | PFTEDA0       | .0     | ng/mL0 | .50 | U  |
|                | PFBS0         | .0     | ng/mL0 | .50 | U  |
|                | PFPE0         | .0     | ng/mL0 | .50 | U  |
|                | PFHXS0        | .0     | ng/mL0 | .50 | U  |
|                | PFHPS0        | .0     | ng/mL0 | .50 | U  |
|                | PFOS0         | .02010 | ng/mL0 | .50 | U  |
|                | PFNS0         | .0     | ng/mL0 | .50 | U  |
|                | PFDS0         | .0     | ng/mL0 | .50 | U  |
|                | 4:2FTS0       | .0     | ng/mL0 | .50 | U  |
|                | 6:2FTS0       | .0     | ng/mL0 | .50 | U  |
|                | 8:2FTS0       | .0     | ng/mL0 | .50 | U  |
|                | PFOSA0        | .0     | ng/mL0 | .50 | U  |
|                | NMeFOSA0      | .0     | ng/mL0 | .50 | U  |
|                | NEtFOSA0      | .0     | ng/mL0 | .50 | U  |
|                | NMeFOSAA0     | .0     | ng/mL0 | .50 | U  |
|                | NEtFOSAA0     | .0     | ng/mL0 | .50 | U  |
|                | NMeFOSE0      | .0     | ng/mL0 | .50 | U  |
|                | NEtFOSE0      | .0     | ng/mL0 | .50 | U  |
|                | HFPO-DA0      | .0     | ng/mL0 | .50 | U  |
|                | ADONA0        | .0     | ng/mL0 | .50 | U  |
|                | 9CL-PF3ONS0   | .0     | ng/mL0 | .50 | U  |
|                | 11CL-PF3OUDS0 | .0     | ng/mL0 | .50 | U  |
|                | 13C4-PFBA0    | 7.860  | ng/mL0 |     |    |

## ANALYSIS SEQUENCE BLANKSN

|               |                  |              |              |
|---------------|------------------|--------------|--------------|
| Laboratory:N  | APPL, L CL       | SDG:N        |              |
| Client:N      | Tidewater, Inc.L | Project:N    | NASA JPL SIL |
| Sequence:N    | SB03858L         | Instrument:N | SaphiraL     |
| Calibration:N | 2251019L         |              |              |

| Lab Sample IDN | AnalyteN      | FoundN | UnitsN | RLN | CN |
|----------------|---------------|--------|--------|-----|----|
| SB03858-CCB40  | 13C5-PFPEA0   | 4.080  | ng/mL0 |     |    |
|                | 13C5-PFHXA0   | 2.0    | ng/mL0 |     |    |
|                | 13C4-PFHPA0   | 1.880  | ng/mL0 |     |    |
|                | 13C8-PFOA0    | 1.840  | ng/mL0 |     |    |
|                | 13C9-PFNA0    | 1.020  | ng/mL0 |     |    |
|                | 13C6-PFDA0    | 1.050  | ng/mL0 |     |    |
|                | 13C7-PFUnA    | 0.9520 | ng/mL0 |     |    |
|                | 13C2-PFDOA    | 0.7870 | ng/mL0 |     |    |
|                | 13C2-PFTEDA0  | 1.110  | ng/mL0 |     |    |
|                | 13C3-PFBS0    | 2.160  | ng/mL0 |     |    |
|                | 13C3-PFHXS0   | 2.040  | ng/mL0 |     |    |
|                | 13C8-PFOS0    | 1.980  | ng/mL0 |     |    |
|                | 13C2-4:2FTS0  | 4.620  | ng/mL0 |     |    |
|                | 13C2-6:2FTS0  | 3.940  | ng/mL0 |     |    |
|                | 13C2-8:2FTS0  | 3.990  | ng/mL0 |     |    |
|                | 13C8-PFOSA0   | 2.330  | ng/mL0 |     |    |
|                | D3-NMEFOSA0   | 2.370  | ng/mL0 |     |    |
|                | D5-NETFOSA0   | 2.670  | ng/mL0 |     |    |
|                | D3-NMEFOSAA0  | 4.650  | ng/mL0 |     |    |
|                | D5-NETFOSAA0  | 4.630  | ng/mL0 |     |    |
|                | D7-NMEFOSE0   | 24.50  | ng/mL0 |     |    |
|                | D9-NETFOSSE0  | 23.30  | ng/mL0 |     |    |
|                | 13C3-HFPO-DA0 | 8.30   | ng/mL0 |     |    |



Chemist: DAG  
 Instrument: Saphira  
 Type: Sciex Q3 5500

Sample I.D.: SB03858-CCB4  
 DF, IV: 1, 10.0µL  
 Acquisition Method: 1633 2022-12-13.dam

Quant Method: 1633 - 2022-12-15A  
 Path: S2022-12-15B (38)  
 Acquired: 2022/12/15 - 23:09

| Analyte | (Q1 / Q3)<br>Area Counts*min                      | R.T.<br>(R.T [min], R.R.T.)<br>(ΔRT-I[min], ΔRT-CV[min], ΔRT ion[s]) | S / N       | Ion Ratio<br>IR Vs MP%<br>IR Vs CV% | Concentration<br>[ True ] ng/mL | Q.C.<br>Rec.<br>{Area%CV} | Primary<br>Transition | Confirmation<br>Transition | Flag |
|---------|---|--|-------------|-------------------------------------|---------------------------------|---------------------------|-----------------------|----------------------------|------|
| PFBA    | (212.9 / 169.0)<br>N/A                            | (N/A, N/A)<br>(N/A, N/A, N/A)  | N/A         | N/A<br>0.0<br>0.0                   | 0.0000                          | N/A                       |                       |                            |      |
| PFPeA   | (262.9 / 219.0)<br>N/A<br>(262.9 / 69.0)<br>N/A   | (N/A, N/A)<br>(N/A, N/A, N/A)  | N/A<br>N/A  | N/A<br>0.0<br>0.0                   | 0.0000                          | N/A                       |                       |                            |      |
| PFHxA   | (313.0 / 269.0)<br>N/A<br>(313.0 / 119.0)<br>N/A  | (N/A, N/A)<br>(N/A, N/A, N/A)  | N/A<br>N/A  | N/A<br>0.0<br>0.0                   | 0.0000                          | N/A                       |                       |                            |      |
| PFHpA   | (363.0 / 319.0)<br>N/A<br>(363.0 / 169.0)<br>N/A  | (N/A, N/A)<br>(N/A, N/A, N/A)  | N/A<br>N/A  | N/A<br>0.0<br>0.0                   | 0.0000                          | N/A                       |                       |                            |      |
| PFOA    | (413.0 / 369.0)<br>1455<br>(413.0 / 169.0)<br>426 | (7.94, 1.00)<br>(0.01, N/A, 1.2)                                     | 8.7<br>36.9 | 0.2929<br>87.0<br>93.3              | 0.0126                          | N/A                       |                       |                            |      |
| PFNA    | (463.0 / 419.0)<br>N/A<br>(463.0 / 169.0)<br>N/A  | (N/A, N/A)<br>(N/A, N/A, N/A)  | N/A<br>N/A  | N/A<br>0.0<br>0.0                   | 0.0000                          | N/A                       |                       |                            |      |
| PFDA    | (513.0 / 469.0)<br>N/A<br>(513.0 / 169.0)<br>N/A  | (N/A, N/A)<br>(N/A, N/A, N/A)  | N/A<br>N/A  | N/A<br>0.0<br>0.0                   | 0.0000                          | N/A                       |                       |                            |      |
| PFUnA   | (563.0 / 519.0)<br>N/A<br>(563.0 / 169.0)<br>N/A  | (N/A, N/A)<br>(N/A, N/A, N/A)  | N/A<br>N/A  | N/A<br>0.0<br>0.0                   | 0.0000                          | N/A                       |                       |                            |      |
| PFDoA   | (613.0 / 569.0)<br>N/A<br>(613.0 / 169.0)<br>N/A  | (N/A, N/A)<br>(N/A, N/A, N/A)  | N/A<br>N/A  | N/A<br>0.0<br>0.0                   | 0.0000                          | N/A                       |                       |                            |      |
| PFTTrDA | (663.0 / 619.0)<br>N/A<br>(663.0 / 169.0)<br>N/A  | (N/A, N/A)<br>(N/A, N/A, N/A)  | N/A<br>N/A  | N/A<br>0.0<br>0.0                   | 0.0000                          | N/A                       |                       |                            |      |
| PFTeDA  | (713.0 / 669.0)<br>N/A<br>(713.0 / 169.0)<br>N/A  | (N/A, N/A)<br>(N/A, N/A, N/A)  | N/A<br>N/A  | N/A<br>0.0<br>0.0                   | 0.0000                          | N/A                       |                       |                            |      |



Chemist: DAG  
Instrument: Saphira  
Type: Sciex Q3 5500

Sample I.D.: SB03858-CCB4  
DF, IV: 1, 10.0µL  
Acquisition Method: 1633 2022-12-13.dam

Quant Method: 1633 - 2022-12-15A  
Path: S2022-12-15B (38)  
Acquired: 2022/12/15 - 23:09

| Analyte | (Q1 / Q3)<br>Area Counts*min                        | R.T.<br>(R.T [min], R.R.T.)<br>(ΔRT-I[min], ΔRT-CV[min], ΔRT ion[s]) | S / N       | Ion Ratio<br>IR Vs MP%<br>IR Vs CV% | Concentration<br>[ True ] ng/mL | Q.C.<br>Rec.<br>{Area%CV} | Primary<br>Transition | Confirmation<br>Transition | Flag |
|---------|---|--|-------------|-------------------------------------|---------------------------------|---------------------------|-----------------------|----------------------------|------|
| PFBS    | ( 298.9 / 80.0 )<br>N/A<br>( 298.9 / 99.0 )<br>N/A  | ( N/A , N/A )<br>( N/A , N/A , N/A )                                 | N/A<br>N/A  | N/A<br>0.0<br>0.0                   | 0.0000                          | N/A                       |                       |                            |      |
| PFPeS   | ( 349.0 / 80.0 )<br>N/A<br>( 349.0 / 99.0 )<br>N/A  | ( N/A , N/A )<br>( N/A , N/A , N/A )                                 | N/A<br>N/A  | N/A<br>0.0<br>0.0                   | 0.0000                          | N/A                       |                       |                            |      |
| PFHxS   | ( 399.0 / 80.0 )<br>N/A<br>( 399.0 / 99.0 )<br>N/A  | ( N/A , N/A )<br>( N/A , N/A , N/A )                                 | N/A<br>N/A  | N/A<br>0.0<br>0.0                   | 0.0000                          | N/A                       |                       |                            |      |
| PFHpS   | ( 449.0 / 80.0 )<br>N/A<br>( 449.0 / 99.0 )<br>N/A  | ( N/A , N/A )<br>( N/A , N/A , N/A )                                 | N/A<br>N/A  | N/A<br>0.0<br>0.0                   | 0.0000                          | N/A                       |                       |                            |      |
| PFOS    | ( 499.0 / 80.0 )<br>6067<br>( 499.0 / 99.0 )<br>822 | ( 9.50 , 1.00 )<br>( 0.00 , N/A , -0.9 )                             | 18.8<br>9.5 | 0.1354<br>59.2<br>58.5              | 0.0201                          | N/A                       |                       |                            |      |
| PFNS    | ( 549.0 / 80.0 )<br>N/A<br>( 549.0 / 99.0 )<br>N/A  | ( N/A , N/A )<br>( N/A , N/A , N/A )                                 | N/A<br>N/A  | N/A<br>0.0<br>0.0                   | 0.0000                          | N/A                       |                       |                            |      |
| PFDS    | ( 599.0 / 80.0 )<br>N/A<br>( 599.0 / 99.0 )<br>N/A  | ( N/A , N/A )<br>( N/A , N/A , N/A )                                 | N/A<br>N/A  | N/A<br>0.0<br>0.0                   | 0.0000                          | N/A                       |                       |                            |      |
| PFDoS   | ( 698.9 / 80.0 )<br>N/A<br>( 698.9 / 99.0 )<br>N/A  | ( N/A , N/A )<br>( N/A , N/A , N/A )                                 | N/A<br>N/A  | N/A<br>0.0<br>0.0                   | 0.0000                          | N/A                       |                       |                            |      |
| 4:2FTS  | ( 327.0 / 307.0 )<br>N/A<br>( 327.0 / 81.0 )<br>N/A | ( N/A , N/A )<br>( N/A , N/A , N/A )                                 | N/A<br>N/A  | N/A<br>0.0<br>0.0                   | 0.0000                          | N/A                       |                       |                            |      |
| 6:2FTS  | ( 427.0 / 407.0 )<br>N/A<br>( 427.0 / 81.0 )<br>N/A | ( N/A , N/A )<br>( N/A , N/A , N/A )                                 | N/A<br>N/A  | N/A<br>0.0<br>0.0                   | 0.0000                          | N/A                       |                       |                            |      |
| 8:2FTS  | ( 527.0 / 507.0 )<br>N/A<br>( 527.0 / 81.0 )<br>N/A | ( N/A , N/A )<br>( N/A , N/A , N/A )                                 | N/A<br>N/A  | N/A<br>0.0<br>0.0                   | 0.0000                          | N/A                       |                       |                            |      |



Chemist: DAG  
 Instrument: Saphira  
 Type: Sciex Q3 5500

Sample I.D.: SB03858-CCB4  
 DF, IV: 1, 10.0µL  
 Acquisition Method: 1633 2022-12-13.dam

Quant Method: 1633 - 2022-12-15A  
 Path: S2022-12-15B (38)  
 Acquired: 2022/12/15 - 23:09

| Analyte      | (Q1 / Q3)<br>Area Counts*min                         | R.T.<br>(R.T [min], R.R.T.)<br>(ΔRT-I[min], ΔRT-CV[min], ΔRT ion[s]) | S / N      | Ion Ratio<br>IR Vs MP%<br>IR Vs CV% | Concentration<br>[ True ] ng/mL | Q.C.<br>Rec.<br>{Area%CV} | Primary<br>Transition | Confirmation<br>Transition | Flag |
|--------------|--|--|------------|-------------------------------------|---------------------------------|---------------------------|-----------------------|----------------------------|------|
| PFOSA        | ( 498.0 / 78.0 )<br>N/A<br>( 498.0 / 478.0 )<br>N/A  | ( N/A , N/A )<br>( N/A , N/A , N/A )                                 | N/A<br>N/A | N/A<br>0.0<br>0.0                   | 0.0000                          | N/A                       |                       |                            |      |
| NMeFOSA      | ( 511.9 / 219.0 )<br>N/A<br>( 511.9 / 169.0 )<br>N/A | ( N/A , N/A )<br>( N/A , N/A , N/A )                                 | N/A<br>N/A | N/A<br>0.0<br>0.0                   | 0.0000                          | N/A                       |                       |                            |      |
| NEIFOSA      | ( 526.0 / 219.0 )<br>N/A<br>( 526.0 / 169.0 )<br>N/A | ( N/A , N/A )<br>( N/A , N/A , N/A )                                 | N/A<br>N/A | N/A<br>0.0<br>0.0                   | 0.0000                          | N/A                       |                       |                            |      |
| NMeFOSAA     | ( 570.0 / 419.0 )<br>N/A<br>( 570.0 / 483.0 )<br>N/A | ( N/A , N/A )<br>( N/A , N/A , N/A )                                 | N/A<br>N/A | N/A<br>0.0<br>0.0                   | 0.0000                          | N/A                       |                       |                            |      |
| NEIFOSAA     | ( 584.0 / 419.0 )<br>N/A<br>( 584.0 / 526.0 )<br>N/A | ( N/A , N/A )<br>( N/A , N/A , N/A )                                 | N/A<br>N/A | N/A<br>0.0<br>0.0                   | 0.0000                          | N/A                       |                       |                            |      |
| NMeFOSE      | ( 616.1 / 59.0 )<br>N/A                              | ( N/A , N/A )<br>( N/A , N/A , N/A )                                 | N/A        | N/A<br>0.0<br>0.0                   | 0.0000                          | N/A                       |                       |                            |      |
| NEIFOSE      | ( 630.0 / 59.0 )<br>N/A                              | ( N/A , N/A )<br>( N/A , N/A , N/A )                                 | N/A        | N/A<br>0.0<br>0.0                   | 0.0000                          | N/A                       |                       |                            |      |
| HFPO-DA      | ( 285.0 / 169.0 )<br>N/A<br>( 285.0 / 185.0 )<br>N/A | ( N/A , N/A )<br>( N/A , N/A , N/A )                                 | N/A<br>N/A | N/A<br>0.0<br>0.0                   | 0.0000                          | N/A                       |                       |                            |      |
| ADONA        | ( 377.0 / 85.0 )<br>N/A<br>( 377.0 / 251.0 )<br>N/A  | ( N/A , N/A )<br>( N/A , N/A , N/A )                                 | N/A<br>N/A | N/A<br>0.0<br>0.0                   | 0.0000                          | N/A                       |                       |                            |      |
| 9CI-Pf3ONS   | ( 531.0 / 351.0 )<br>N/A<br>( 533.0 / 353.0 )<br>N/A | ( N/A , N/A )<br>( N/A , N/A , N/A )                                 | N/A<br>N/A | N/A<br>0.0<br>0.0                   | 0.0000                          | N/A                       |                       |                            |      |
| 11CI-PF3OUDS | ( 631.0 / 451.0 )<br>N/A<br>( 633.0 / 453.0 )<br>N/A | ( N/A , N/A )<br>( N/A , N/A , N/A )                                 | N/A<br>N/A | N/A<br>0.0<br>0.0                   | 0.0000                          | N/A                       |                       |                            |      |



Chemist: DAG  
 Instrument: Saphira  
 Type: Sciex Q3 5500

Sample I.D.: SB03858-CCB4  
 DF, IV: 1, 10.0µL  
 Acquisition Method: 1633 2022-12-13.dam

Quant Method: 1633 - 2022-12-15A  
 Path: S2022-12-15B (38)  
 Acquired: 2022/12/15 - 23:09

| Analyte        | (Q1 / Q3)<br>Area Counts*min                     | R.T.<br>(R.T [min], R.R.T.)<br>(ΔRT-I[min], ΔRT-CV[min], ΔRT ion[s]) | S / N      | Ion Ratio<br>IR Vs MP%<br>IR Vs CV% | Concentration<br>[ True ] ng/mL | Q.C.<br>Rec.<br>{Area%CV} | Primary<br>Transition | Confirmation<br>Transition | Flag |
|----------------|--|--|------------|-------------------------------------|---------------------------------|---------------------------|-----------------------|----------------------------|------|
| 3:3FTCA        | (241.0 / 177.0)<br>N/A<br>(241.0 / 117.0)<br>N/A | (N/A, N/A)<br>(N/A, N/A, N/A)  | N/A<br>N/A | N/A<br>0.0<br>0.0                   | 0.0000                          | N/A                       |                       |                            |      |
| 5:3FTCA        | (341.0 / 236.7)<br>N/A<br>(341.0 / 217.0)<br>N/A | (N/A, N/A)<br>(N/A, N/A, N/A)  | N/A<br>N/A | N/A<br>0.0<br>0.0                   | 0.0000                          | N/A                       |                       |                            |      |
| 7:3FTCA        | (441.0 / 317.0)<br>N/A<br>(441.0 / 337.0)<br>N/A | (N/A, N/A)<br>(N/A, N/A, N/A)  | N/A<br>N/A | N/A<br>0.0<br>0.0                   | 0.0000                          | N/A                       |                       |                            |      |
| PFEESA         | (315.0 / 135.0)<br>N/A<br>(315.0 / 83.0)<br>N/A  | (N/A, N/A)<br>(N/A, N/A, N/A)  | N/A<br>N/A | N/A<br>0.0<br>0.0                   | 0.0000                          | N/A                       |                       |                            |      |
| PFMPA          | (229.0 / 85.0)<br>N/A                            | (N/A, N/A)<br>(N/A, N/A, N/A)  | N/A        | N/A<br>0.0<br>0.0                   | 0.0000                          | N/A                       |                       |                            |      |
| PFMBA          | (279.0 / 85.0)<br>N/A                            | (N/A, N/A)<br>(N/A, N/A, N/A)  | N/A        | N/A<br>0.0<br>0.0                   | 0.0000                          | N/A                       |                       |                            |      |
| NFDHA          | (201.0 / 85.0)<br>N/A<br>(295.0 / 201.0)<br>N/A  | (N/A, N/A)<br>(N/A, N/A, N/A)  | N/A<br>N/A | N/A<br>0.0<br>0.0                   | 0.0000                          | N/A                       |                       |                            |      |
| 13C3_PFBA_IIS  | (216.0 / 172.0)<br>78524                         | (3.71, N/A)<br>(N/A, -0.01, N/A)                                     | 682.4      | N/A                                 | 0.8981<br>[ 1.0000 ]            | 89.8%<br>{ 89.8% }        |                       |                            |      |
| 13C2_PFHxA_IIS | (315.1 / 270.0)<br>121511                        | (6.18, N/A)<br>(N/A, -0.02, N/A)                                     | 512.5      | N/A                                 | 0.9235<br>[ 1.0000 ]            | 92.4%<br>{ 96.5% }        |                       |                            |      |
| 13C4_PFOA_IIS  | (417.0 / 372.0)<br>119900                        | (7.93, N/A)<br>(N/A, -0.01, N/A)                                     | 421.1      | N/A                                 | 0.9579<br>[ 1.0000 ]            | 95.8%<br>{ 89.0% }        |                       |                            |      |
| 13C5_PFNxA_IIS | (468.0 / 423.0)<br>86100                         | (8.68, N/A)<br>(N/A, -0.01, N/A)                                     | 434.7      | N/A                                 | 0.8626<br>[ 1.0000 ]            | 86.3%<br>{ 85.2% }        |                       |                            |      |

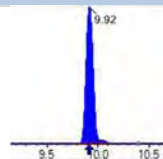
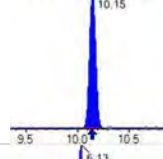
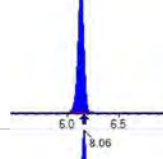
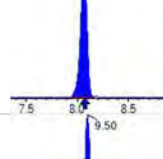
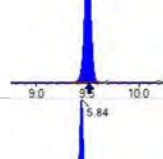
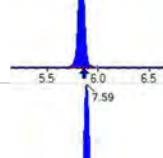
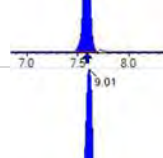
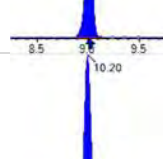
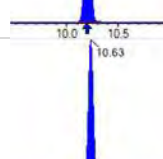
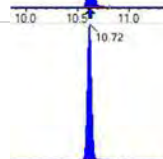
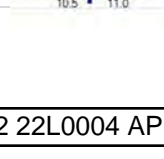


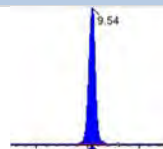
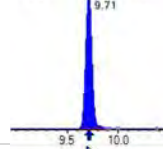
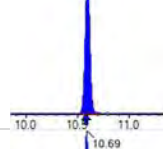
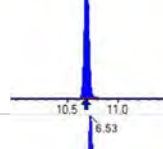
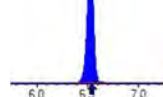
Chemist: DAG  
 Instrument: Saphira  
 Type: Sciex Q3 5500

Sample I.D.: SB03858-CCB4  
 DF, IV: 1, 10.0µL  
 Acquisition Method: 1633 2022-12-13.dam

Quant Method: 1633 - 2022-12-15A  
 Path: S2022-12-15B (38)  
 Acquired: 2022/12/15 - 23:09

| Analyte        | (Q1 / Q3)<br>Area Counts*min | R.T.<br>(R.T [min], R.R.T.)<br>(ΔRT-I[min], ΔRT-CV[min], ΔRT ion[s]) | S / N | Ion Ratio<br>IR Vs MP%<br>IR Vs CV% | Concentration<br>[ True ] ng/mL | Q.C.<br>Rec.<br>{Area%CV} | Primary<br>Transition | Confirmation<br>Transition | Flag |
|----------------|------------------------------|--|-------|-------------------------------------|---------------------------------|---------------------------|-----------------------|----------------------------|------|
| 13C2_PFDA_IIS  | (515.1 / 470.1)<br>104601    | (9.36, N/A)<br>(N/A, -0.01, N/A)                                     | 543.9 | N/A                                 | 1.0087<br>[ 1.0000 ]            | 100.9%<br>{ 93.7% }       |                       |                            |      |
| 18O2_PFHxS_IIS | (403.0 / 83.9)<br>221651     | (8.06, N/A)<br>(N/A, -0.02, N/A)                                     | 930.4 | N/A                                 | 0.9369<br>[ 1.0000 ]            | 93.7%<br>{ 90.3% }        |                       |                            |      |
| 13C4_PFOS_IIS  | (502.8 / 79.9)<br>168773     | (9.50, N/A)<br>(N/A, -0.01, N/A)                                     | 363.1 | N/A                                 | 0.8413<br>[ 1.0000 ]            | 84.1%<br>{ 80.5% }        |                       |                            |      |
| 13C4_PFBA_EIS  | (217.0 / 172.0)<br>638857    | (3.71, N/A)<br>(N/A, -0.01, N/A)                                     | 838.2 | N/A                                 | 7.8583<br>[ 8.0000 ]            | 98.2%<br>{ 85.7% }        |                       |                            |      |
| 13C5_PFPeA_EIS | (267.9 / 223.0)<br>365396    | (5.01, N/A)<br>(N/A, -0.02, N/A)                                     | 813.2 | N/A                                 | 4.0845<br>[ 4.0000 ]            | 102.1%<br>{ 93.2% }       |                       |                            |      |
| 13C5_PFHxA_EIS | (318.0 / 273.0)<br>285612    | (6.17, N/A)<br>(N/A, -0.02, N/A)                                     | 522.1 | N/A                                 | 1.9967<br>[ 2.0000 ]            | 99.8%<br>{ 98.2% }        |                       |                            |      |
| 13C4_PFHpA_EIS | (367.0 / 322.0)<br>237493    | (7.11, N/A)<br>(N/A, -0.02, N/A)                                     | 746.3 | N/A                                 | 1.8792<br>[ 2.0000 ]            | 94.0%<br>{ 85.7% }        |                       |                            |      |
| 13C8_PFOA_EIS  | (421.0 / 376.0)<br>243833    | (7.93, N/A)<br>(N/A, -0.01, N/A)                                     | 925.0 | N/A                                 | 1.8404<br>[ 2.0000 ]            | 92.0%<br>{ 90.9% }        |                       |                            |      |
| 13C9_PFNA_EIS  | (472.0 / 427.0)<br>95692     | (8.68, N/A)<br>(N/A, -0.01, N/A)                                     | 286.2 | N/A                                 | 1.0175<br>[ 1.0000 ]            | 101.7%<br>{ 89.9% }       |                       |                            |      |
| 13C6_PFDA_EIS  | (519.0 / 474.0)<br>149453    | (9.36, N/A)<br>(N/A, -0.01, N/A)                                     | 404.0 | N/A                                 | 1.0544<br>[ 1.0000 ]            | 105.4%<br>{ 112.0% }      |                       |                            |      |
| 13C7_PFUnA_EIS | (570.0 / 525.0)<br>194311    | (9.74, N/A)<br>(N/A, 0.00, N/A)                                      | 423.5 | N/A                                 | 0.9521<br>[ 1.0000 ]            | 95.2%<br>{ 98.4% }        |                       |                            |      |

| Analyte         | (Q1 / Q3)<br>Area Counts*min | R.T.<br>(R.T [min], R.R.T.)<br>( $\Delta$ RT-[min], $\Delta$ RT-<br>CV[min], $\Delta$ RT ion[s]) | S / N  | Ion Ratio<br>IR Vs MP%<br>IR Vs CV% | Concentration<br>[ True ] ng/mL | Q.C.<br>Rec.<br>{Area%CV} | Primary<br>Transition   | Confirmation<br>Transition | Flag |
|-----------------|------------------------------|--|--------|-------------------------------------|---------------------------------|---------------------------|---|----------------------------|------|
| 13C2_PFDa_EIS   | (615.0 / 570.0)<br>181165    | (9.92, N/A)<br>(N/A, 0.01, N/A)  | 438.4  | N/A                                 | 0.7871<br>[ 1.0000 ]            | 78.7%<br>{ 70.3% }        |    |                            |      |
| 13C2_PFTeDA_EIS | (715.0 / 670.0)<br>155201    | (10.15, N/A)<br>(N/A, 0.01, N/A)   | 422.2  | N/A                                 | 1.1095<br>[ 1.0000 ]            | 111.0%<br>{ 106.8% }      |    |                            |      |
| 13C3_PFBs_EIS   | (302.0 / 80.0)<br>783347     | (6.13, N/A)<br>(N/A, -0.02, N/A)   | 1016.5 | N/A                                 | 2.1639<br>[ 2.0000 ]            | 108.2%<br>{ 109.8% }      |    |                            |      |
| 13C3_PFHxS_EIS  | (402.0 / 80.0)<br>382039     | (8.06, N/A)<br>(N/A, -0.01, N/A)   | 817.7  | N/A                                 | 2.0350<br>[ 2.0000 ]            | 101.8%<br>{ 93.9% }       |    |                            |      |
| 13C8_PFOS_EIS   | (507.0 / 80.0)<br>548578     | (9.50, N/A)<br>(N/A, -0.01, N/A)   | 339.4  | N/A                                 | 1.9787<br>[ 2.0000 ]            | 98.9%<br>{ 96.2% }        |   |                            |      |
| 13C2_4:2FTS_EIS | (329.0 / 81.0)<br>94359      | (5.84, N/A)<br>(N/A, -0.02, N/A)   | 646.5  | N/A                                 | 4.6227<br>[ 4.0000 ]            | 115.6%<br>{ 112.1% }      |  |                            |      |
| 13C2_6:2FTS_EIS | (429.0 / 81.0)<br>103167     | (7.59, N/A)<br>(N/A, -0.01, N/A)   | 560.3  | N/A                                 | 3.9439<br>[ 4.0000 ]            | 98.6%<br>{ 93.9% }        |  |                            |      |
| 13C2_8:2FTS_EIS | (529.0 / 81.0)<br>93658      | (9.01, N/A)<br>(N/A, -0.01, N/A)   | 377.4  | N/A                                 | 3.9936<br>[ 4.0000 ]            | 99.8%<br>{ 112.3% }       |  |                            |      |
| 13C8_PFOsa_EIS  | (506.0 / 78.0)<br>938709     | (10.20, N/A)<br>(N/A, 0.01, N/A)   | 1411.1 | N/A                                 | 2.3265<br>[ 2.0000 ]            | 116.3%<br>{ 101.5% }      |  |                            |      |
| D3_NMeFOSA_EIS  | (515.0 / 169.0)<br>237755    | (10.63, N/A)<br>(N/A, 0.01, N/A)   | 686.8  | N/A                                 | 2.3653<br>[ 2.0000 ]            | 118.3%<br>{ 96.6% }       |  |                            |      |
| D5_NeIFOSA_EIS  | (531.1 / 169.0)<br>250677    | (10.72, N/A)<br>(N/A, 0.01, N/A)   | 1237.0 | N/A                                 | 2.6707<br>[ 2.0000 ]            | 133.5%<br>{ 101.8% }      |  |                            |      |

| Analyte         | (Q1 / Q3)<br>Area Counts*min | R.T.<br>(R.T [min], R.R.T.)<br>( $\Delta$ RT-I[ $\mu$ min], $\Delta$ RT-<br>CV[ $\mu$ min], $\Delta$ RT ion[s]) | S / N  | Ion Ratio<br>IR Vs MP%<br>IR Vs CV% | Concentration<br>[ True ] ng/mL | Q.C.<br>Rec.<br>{Area%CV} | Primary<br>Transition  | Confirmation<br>Transition | Flag |
|-----------------|------------------------------|---|--------|-------------------------------------|---------------------------------|---------------------------|--|----------------------------|------|
| D3_MeFOSAA_EIS  | (573.0 / 419.0)<br>302670    | (9.54, N/A)<br>(N/A, 0.00, N/A)   | 532.4  | N/A                                 | 4.6540<br>[ 4.0000 ]            | 116.4%<br>{ 101.3% }      |   |                            |      |
| D5_EtFOSAA_EIS  | (589.0 / 419.0)<br>250172    | (9.71, N/A)<br>(N/A, 0.00, N/A)   | 285.0  | N/A                                 | 4.6286<br>[ 4.0000 ]            | 115.7%<br>{ 92.2% }       |   |                            |      |
| D7_NMeFOSE_EIS  | (623.2 / 58.9)<br>473310     | (10.60, N/A)<br>(N/A, 0.01, N/A)  | 713.7  | N/A                                 | 24.4791<br>[ 20.0000 ]          | 122.4%<br>{ 94.3% }       |   |                            |      |
| D9_NEtFOSE_EIS  | (639.2 / 58.9)<br>242384     | (10.69, N/A)<br>(N/A, 0.01, N/A)  | 994.0  | N/A                                 | 23.2793<br>[ 20.0000 ]          | 116.4%<br>{ 87.0% }       |   |                            |      |
| 13C3_HFPODA_EIS | (287.0 / 169.0)<br>722461    | (6.53, N/A)<br>(N/A, -0.01, N/A)  | 1315.6 | N/A                                 | 8.2954<br>[ 8.0000 ]            | 103.7%<br>{ 91.1% }       |  |                            |      |

## ANALYSIS SEQUENCE BLANKSN

Laboratory:N APPL, L CL SDG:N  
 Client:N Tidewater, Inc.L Project:N NASA JPL SIL  
 Sequence:N SB03860L Instrument:N SaphiraL  
 Calibration:N 2251019L

| Lab Sample IDN | AnalyteN      | FoundN | UnitsN | RLN | CN |
|----------------|---------------|--------|--------|-----|----|
| SB03860-CCB10  | PFBA0         | .0     | ng/mL0 | .40 | U  |
|                | PFPEA0        | .0     | ng/mL0 | .20 | U  |
|                | PFHXA0        | .0     | ng/mL0 | .10 | U  |
|                | PFHPA0        | .0     | ng/mL0 | .10 | U  |
|                | PFOA0         | .0     | ng/mL0 | .10 | U  |
|                | PFNA0         | .0     | ng/mL0 | .10 | U  |
|                | PFDA0         | .0     | ng/mL0 | .10 | U  |
|                | PFUnA0        | .0     | ng/mL0 | .10 | U  |
|                | PFDOA0        | .0     | ng/mL0 | .10 | U  |
|                | PFTRDA0       | .0     | ng/mL0 | .10 | U  |
|                | PFTEDA0       | .0     | ng/mL0 | .10 | U  |
|                | PFBS0         | .0     | ng/mL0 | .10 | U  |
|                | PFPE0         | .0     | ng/mL0 | .10 | U  |
|                | PFHXS0        | .0     | ng/mL0 | .10 | U  |
|                | PFHPS0        | .0     | ng/mL0 | .10 | U  |
|                | PFOS0         | .0     | ng/mL0 | .10 | U  |
|                | PFNS0         | .0     | ng/mL0 | .10 | U  |
|                | PFDS0         | .0     | ng/mL0 | .10 | U  |
|                | 4:2FTS0       | .0     | ng/mL0 | .40 | U  |
|                | 6:2FTS0       | .0     | ng/mL0 | .40 | U  |
|                | 8:2FTS0       | .0     | ng/mL0 | .40 | U  |
|                | PFOSA0        | .0     | ng/mL0 | .40 | U  |
|                | NMeFOSA0      | .0     | ng/mL0 | .40 | U  |
|                | NEtFOSA0      | .0     | ng/mL0 | .40 | U  |
|                | NMeFOSAA0     | .0     | ng/mL0 | .10 | U  |
|                | NEtFOSAA0     | .0     | ng/mL0 | .10 | U  |
|                | NMeFOSE0      | .0     | ng/mL0 | .40 | U  |
|                | NEtFOSE0      | .0     | ng/mL0 | .40 | U  |
|                | HFPO-DA0      | .0     | ng/mL0 | .20 | U  |
|                | ADONA0        | .0     | ng/mL0 | .20 | U  |
|                | 9CL-PF3ONS0   | .0     | ng/mL0 | .20 | U  |
|                | 11CL-PF3OUDS0 | .0     | ng/mL0 | .20 | U  |
|                | 13C4-PFBA0    | 8.010  | ng/mL0 |     |    |

## ANALYSIS SEQUENCE BLANKS

Laboratory:N APPL, L CL SDG:N  
 Client:N Tidewater, Inc.L Project:N NASA JPL SIL  
 Sequence:N SB03860L Instrument:N SaphiraL  
 Calibration:N 2251019L

| Lab Sample IDN | AnalyteN      | FoundN | UnitsN | RLN | CN |
|----------------|---------------|--------|--------|-----|----|
| SB03860-CCB10  | 13C5-PFPEA0   | 4.350  | ng/mL0 |     |    |
|                | 13C5-PFHXA0   | 2.060  | ng/mL0 |     |    |
|                | 13C4-PFHPA0   | 2.230  | ng/mL0 |     |    |
|                | 13C8-PFOA0    | 1.980  | ng/mL0 |     |    |
|                | 13C9-PFNA0    | 1.070  | ng/mL0 |     |    |
|                | 13C6-PFDA0    | 1.050  | ng/mL0 |     |    |
|                | 13C7-PFUnA    | 0.9350 | ng/mL0 |     |    |
|                | 13C2-PFDOA    | 0.9810 | ng/mL0 |     |    |
|                | 13C2-PFTEDA   | 0.9740 | ng/mL0 |     |    |
|                | 13C3-PFBS0    | 2.230  | ng/mL0 |     |    |
|                | 13C3-PFHXS0   | 2.070  | ng/mL0 |     |    |
|                | 13C8-PFOS0    | 2.220  | ng/mL0 |     |    |
|                | 13C2-4:2FTS0  | 4.550  | ng/mL0 |     |    |
|                | 13C2-6:2FTS0  | 3.950  | ng/mL0 |     |    |
|                | 13C2-8:2FTS0  | 3.740  | ng/mL0 |     |    |
|                | 13C8-PFOSA0   | 2.470  | ng/mL0 |     |    |
|                | D3-NMEFOSA0   | 2.380  | ng/mL0 |     |    |
|                | D5-NETFOSA0   | 2.60   | ng/mL0 |     |    |
|                | D3-NMEFOSAA0  | 4.40   | ng/mL0 |     |    |
|                | D5-NETFOSAA0  | 5.370  | ng/mL0 |     |    |
|                | D7-NMEFOSE0   | 23.90  | ng/mL0 |     |    |
|                | D9-NETFOSSE0  | 24.70  | ng/mL0 |     |    |
|                | 13C3-HFPO-DA0 | 9.050  | ng/mL0 |     |    |



Chemist: ABK  
 Instrument: Saphira  
 Type: Sciex Q3 5500

Sample I.D.: SB03860-CCB1  
 DF, IV: 1, 10.0µL  
 Acquisition Method: 1633 2022-12-13.dam

Quant Method: 1633 - S2022-12-15A  
 Path: S2022-12-15C (1)  
 Acquired: 2022/12/15 - 23:34

| Analyte | (Q1 / Q3)<br>Area Counts*min                     | R.T.<br>(R.T [min], R.R.T.)<br>(ΔRT-Imin, ΔRT-CVmin,<br>ΔRT ion[s]) | S / N      | Ion Ratio<br>IR Vs MP%<br>IR Vs CV% | Concentration<br>True ng/mL | Q.C.<br>Rec.<br>{Area%CV} | Primary<br>Transition | Confirmation<br>Transition | Flag |
|---------|--|---|------------|-------------------------------------|-----------------------------|---------------------------|-----------------------|----------------------------|------|
| PFBA    | (212.9 / 169.0)<br>N/A                           | (N/A, N/A)<br>(N/A, N/A, N/A)                                       | N/A        | N/A<br>0.0<br>0.0                   | 0.0000                      | N/A                       |                       |                            |      |
| PFPeA   | (262.9 / 219.0)<br>N/A<br>(262.9 / 69.0)<br>N/A  | (N/A, N/A)<br>(N/A, N/A, N/A)                                       | N/A<br>N/A | N/A<br>0.0<br>0.0                   | 0.0000                      | N/A                       |                       |                            |      |
| PFHxA   | (313.0 / 269.0)<br>N/A<br>(313.0 / 119.0)<br>N/A | (N/A, N/A)<br>(N/A, N/A, N/A)                                       | N/A<br>N/A | N/A<br>0.0<br>0.0                   | 0.0000                      | N/A                       |                       |                            |      |
| PFHpA   | (363.0 / 319.0)<br>N/A<br>(363.0 / 169.0)<br>N/A | (N/A, N/A)<br>(N/A, N/A, N/A)                                       | N/A<br>N/A | N/A<br>0.0<br>0.0                   | 0.0000                      | N/A                       |                       |                            |      |
| PFOA    | (413.0 / 369.0)<br>N/A<br>(413.0 / 169.0)<br>N/A | (N/A, N/A)<br>(N/A, N/A, N/A)                                       | N/A<br>N/A | N/A<br>0.0<br>0.0                   | 0.0000                      | N/A                       |                       |                            |      |
| PFNA    | (463.0 / 419.0)<br>N/A<br>(463.0 / 169.0)<br>N/A | (N/A, N/A)<br>(N/A, N/A, N/A)                                       | N/A<br>N/A | N/A<br>0.0<br>0.0                   | 0.0000                      | N/A                       |                       |                            |      |
| PFDA    | (513.0 / 469.0)<br>N/A<br>(513.0 / 169.0)<br>N/A | (N/A, N/A)<br>(N/A, N/A, N/A)                                       | N/A<br>N/A | N/A<br>0.0<br>0.0                   | 0.0000                      | N/A                       |                       |                            |      |
| PFUnA   | (563.0 / 519.0)<br>N/A<br>(563.0 / 169.0)<br>N/A | (N/A, N/A)<br>(N/A, N/A, N/A)                                       | N/A<br>N/A | N/A<br>0.0<br>0.0                   | 0.0000                      | N/A                       |                       |                            |      |
| PFDoA   | (613.0 / 569.0)<br>N/A<br>(613.0 / 169.0)<br>N/A | (N/A, N/A)<br>(N/A, N/A, N/A)                                       | N/A<br>N/A | N/A<br>0.0<br>0.0                   | 0.0000                      | N/A                       |                       |                            |      |
| PFTrDA  | (663.0 / 619.0)<br>N/A<br>(663.0 / 169.0)<br>N/A | (N/A, N/A)<br>(N/A, N/A, N/A)                                       | N/A<br>N/A | N/A<br>0.0<br>0.0                   | 0.0000                      | N/A                       |                       |                            |      |
| PFTeDA  | (713.0 / 669.0)<br>N/A<br>(713.0 / 169.0)<br>N/A | (N/A, N/A)<br>(N/A, N/A, N/A)                                       | N/A<br>N/A | N/A<br>0.0<br>0.0                   | 0.0000                      | N/A                       |                       |                            |      |



Chemist: ABK  
 Instrument: Saphira  
 Type: Sciex Q3 5500

Sample I.D.: SB03860-CCB1  
 DF, IV: 1, 10.0µL  
 Acquisition Method: 1633 2022-12-13.dam

Quant Method: 1633 - S2022-12-15A  
 Path: S2022-12-15C (1)  
 Acquired: 2022/12/15 - 23:34

| Analyte | (Q1 / Q3)<br>Area Counts*min                    | R.T.<br>(R.T [min], R.R.T.)<br>(ΔRT-Imin, ΔRT-CVmin,<br>ΔRT ion[s]) | S / N      | Ion Ratio<br>IR Vs MP%<br>IR Vs CV% | Concentration<br>True ng/mL | Q.C.<br>Rec.<br>{Area%CV} | Primary<br>Transition | Confirmation<br>Transition | Flag |
|---------|---|---|------------|-------------------------------------|-----------------------------|---------------------------|-----------------------|----------------------------|------|
| PFBS    | (298.9 / 80.0)<br>N/A<br>(298.9 / 99.0)<br>N/A  | (N/A, N/A)<br>(N/A, N/A, N/A)                                       | N/A<br>N/A | N/A<br>0.0<br>0.0                   | 0.0000                      | N/A                       |                       |                            |      |
| PFPeS   | (349.0 / 80.0)<br>N/A<br>(349.0 / 99.0)<br>N/A  | (N/A, N/A)<br>(N/A, N/A, N/A)                                       | N/A<br>N/A | N/A<br>0.0<br>0.0                   | 0.0000                      | N/A                       |                       |                            |      |
| PFHxS   | (399.0 / 80.0)<br>N/A<br>(399.0 / 99.0)<br>N/A  | (N/A, N/A)<br>(N/A, N/A, N/A)                                       | N/A<br>N/A | N/A<br>0.0<br>0.0                   | 0.0000                      | N/A                       |                       |                            |      |
| PFHpS   | (449.0 / 80.0)<br>N/A<br>(449.0 / 99.0)<br>N/A  | (N/A, N/A)<br>(N/A, N/A, N/A)                                       | N/A<br>N/A | N/A<br>0.0<br>0.0                   | 0.0000                      | N/A                       |                       |                            |      |
| PFOS    | (499.0 / 80.0)<br>N/A<br>(499.0 / 99.0)<br>N/A  | (N/A, N/A)<br>(N/A, N/A, N/A)                                       | N/A<br>N/A | N/A<br>0.0<br>0.0                   | 0.0000                      | N/A                       |                       |                            |      |
| PFNS    | (549.0 / 80.0)<br>N/A<br>(549.0 / 99.0)<br>N/A  | (N/A, N/A)<br>(N/A, N/A, N/A)                                       | N/A<br>N/A | N/A<br>0.0<br>0.0                   | 0.0000                      | N/A                       |                       |                            |      |
| PFDS    | (599.0 / 80.0)<br>N/A<br>(599.0 / 99.0)<br>N/A  | (N/A, N/A)<br>(N/A, N/A, N/A)                                       | N/A<br>N/A | N/A<br>0.0<br>0.0                   | 0.0000                      | N/A                       |                       |                            |      |
| PFDoS   | (698.9 / 80.0)<br>N/A<br>(698.9 / 99.0)<br>N/A  | (N/A, N/A)<br>(N/A, N/A, N/A)                                       | N/A<br>N/A | N/A<br>0.0<br>0.0                   | 0.0000                      | N/A                       |                       |                            |      |
| 4:2FTS  | (327.0 / 307.0)<br>N/A<br>(327.0 / 81.0)<br>N/A | (N/A, N/A)<br>(N/A, N/A, N/A)                                       | N/A<br>N/A | N/A<br>0.0<br>0.0                   | 0.0000                      | N/A                       |                       |                            |      |
| 6:2FTS  | (427.0 / 407.0)<br>N/A<br>(427.0 / 81.0)<br>N/A | (N/A, N/A)<br>(N/A, N/A, N/A)                                       | N/A<br>N/A | N/A<br>0.0<br>0.0                   | 0.0000                      | N/A                       |                       |                            |      |
| 8:2FTS  | (527.0 / 507.0)<br>N/A<br>(527.0 / 81.0)<br>N/A | (N/A, N/A)<br>(N/A, N/A, N/A)                                       | N/A<br>N/A | N/A<br>0.0<br>0.0                   | 0.0000                      | N/A                       |                       |                            |      |



Chemist: ABK  
 Instrument: Saphira  
 Type: Sciex Q3 5500

Sample I.D.: SB03860-CCB1  
 DF, IV: 1, 10.0µL  
 Acquisition Method: 1633 2022-12-13.dam

Quant Method: 1633 - S2022-12-15A  
 Path: S2022-12-15C (1)  
 Acquired: 2022/12/15 - 23:34

| Analyte      | (Q1 / Q3)<br>Area Counts*min                     | R.T.<br>(R.T [min], R.R.T.)<br>(ΔRT-Imin, ΔRT-CVmin,<br>ΔRT ion[s]) | S / N      | Ion Ratio<br>IR Vs MP%<br>IR Vs CV% | Concentration<br>True ng/mL | Q.C.<br>Rec.<br>{Area%CV} | Primary<br>Transition | Confirmation<br>Transition | Flag |
|--------------|--|---|------------|-------------------------------------|-----------------------------|---------------------------|-----------------------|----------------------------|------|
| PFOSA        | (498.0 / 78.0)<br>N/A<br>(498.0 / 478.0)<br>N/A  | (N/A, N/A)<br>(N/A, N/A, N/A)                                       | N/A<br>N/A | N/A<br>0.0<br>0.0                   | 0.0000                      | N/A                       |                       |                            |      |
| NMeFOSA      | (511.9 / 219.0)<br>N/A<br>(511.9 / 169.0)<br>N/A | (N/A, N/A)<br>(N/A, N/A, N/A)                                       | N/A<br>N/A | N/A<br>0.0<br>0.0                   | 0.0000                      | N/A                       |                       |                            |      |
| NEtFOSA      | (526.0 / 219.0)<br>N/A<br>(526.0 / 169.0)<br>N/A | (N/A, N/A)<br>(N/A, N/A, N/A)                                       | N/A<br>N/A | N/A<br>0.0<br>0.0                   | 0.0000                      | N/A                       |                       |                            |      |
| NMeFOSAA     | (570.0 / 419.0)<br>N/A<br>(570.0 / 483.0)<br>N/A | (N/A, N/A)<br>(N/A, N/A, N/A)                                       | N/A<br>N/A | N/A<br>0.0<br>0.0                   | 0.0000                      | N/A                       |                       |                            |      |
| NEtFOSAA     | (584.0 / 419.0)<br>N/A<br>(584.0 / 526.0)<br>N/A | (N/A, N/A)<br>(N/A, N/A, N/A)                                       | N/A<br>N/A | N/A<br>0.0<br>0.0                   | 0.0000                      | N/A                       |                       |                            |      |
| NMeFOSE      | (616.1 / 59.0)<br>N/A                            | (N/A, N/A)<br>(N/A, N/A, N/A)                                       | N/A        | N/A<br>0.0<br>0.0                   | 0.0000                      | N/A                       |                       |                            |      |
| NEtFOSE      | (630.0 / 59.0)<br>N/A                            | (N/A, N/A)<br>(N/A, N/A, N/A)                                       | N/A        | N/A<br>0.0<br>0.0                   | 0.0000                      | N/A                       |                       |                            |      |
| HFPO-DA      | (285.0 / 169.0)<br>N/A<br>(285.0 / 185.0)<br>N/A | (N/A, N/A)<br>(N/A, N/A, N/A)                                       | N/A<br>N/A | N/A<br>0.0<br>0.0                   | 0.0000                      | N/A                       |                       |                            |      |
| ADONA        | (377.0 / 85.0)<br>N/A<br>(377.0 / 251.0)<br>N/A  | (N/A, N/A)<br>(N/A, N/A, N/A)                                       | N/A<br>N/A | N/A<br>0.0<br>0.0                   | 0.0000                      | N/A                       |                       |                            |      |
| 9CI-Pf3ONS   | (531.0 / 351.0)<br>N/A<br>(533.0 / 353.0)<br>N/A | (N/A, N/A)<br>(N/A, N/A, N/A)                                       | N/A<br>N/A | N/A<br>0.0<br>0.0                   | 0.0000                      | N/A                       |                       |                            |      |
| 11CI-PF3OUDS | (631.0 / 451.0)<br>N/A<br>(633.0 / 453.0)<br>N/A | (N/A, N/A)<br>(N/A, N/A, N/A)                                       | N/A<br>N/A | N/A<br>0.0<br>0.0                   | 0.0000                      | N/A                       |                       |                            |      |

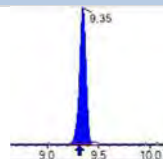
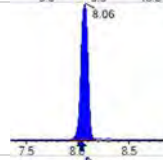
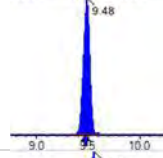
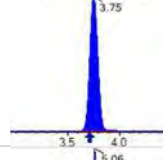
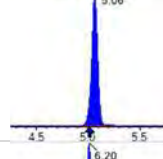
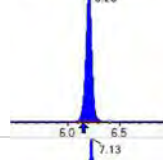
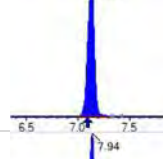
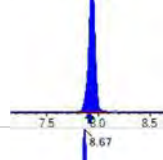
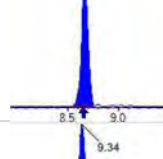
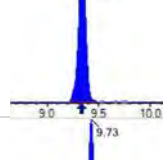
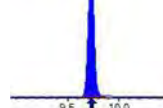


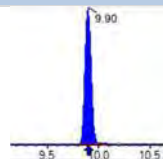
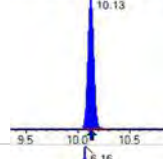
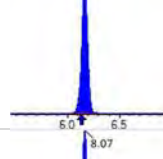
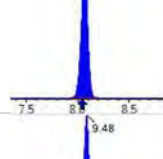
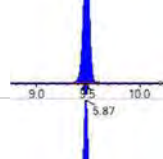
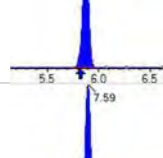
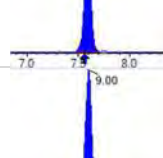
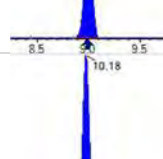
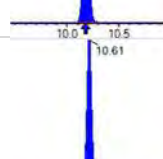
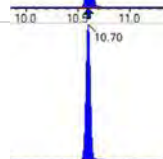

Chemist: ABK  
 Instrument: Saphira  
 Type: Sciex Q3 5500

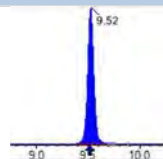
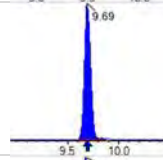
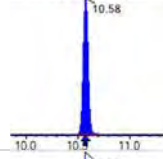
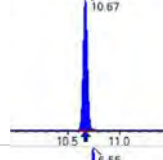
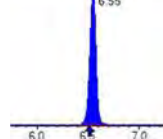
Sample I.D.: SB03860-CCB1  
 DF, IV: 1, 10.0µL  
 Acquisition Method: 1633 2022-12-13.dam

Quant Method: 1633 - S2022-12-15A  
 Path: S2022-12-15C (1)  
 Acquired: 2022/12/15 - 23:34

| Analyte        | (Q1 / Q3)<br>Area Counts*min                     | R.T.<br>(R.T [min], R.R.T.)<br>(ΔRT-Imin, ΔRT-CVmin,<br>ΔRT ion[s]) | S / N      | Ion Ratio<br>IR Vs MP%<br>IR Vs CV% | Concentration<br>True ng/mL | Q.C.<br>Rec.<br>{Area%CV} | Primary<br>Transition | Confirmation<br>Transition | Flag |
|----------------|--|---|------------|-------------------------------------|-----------------------------|---------------------------|-----------------------|----------------------------|------|
| 3:3FTCA        | (241.0 / 177.0)<br>N/A<br>(241.0 / 117.0)<br>N/A | (N/A, N/A)<br>(N/A, N/A, N/A)                                       | N/A<br>N/A | N/A<br>0.0<br>0.0                   | 0.0000                      | N/A                       |                       |                            |      |
| 5:3FTCA        | (341.0 / 236.7)<br>N/A<br>(341.0 / 217.0)<br>N/A | (N/A, N/A)<br>(N/A, N/A, N/A)                                       | N/A<br>N/A | N/A<br>0.0<br>0.0                   | 0.0000                      | N/A                       |                       |                            |      |
| 7:3FTCA        | (441.0 / 317.0)<br>N/A<br>(441.0 / 337.0)<br>N/A | (N/A, N/A)<br>(N/A, N/A, N/A)                                       | N/A<br>N/A | N/A<br>0.0<br>0.0                   | 0.0000                      | N/A                       |                       |                            |      |
| PFEESA         | (315.0 / 135.0)<br>N/A<br>(315.0 / 83.0)<br>N/A  | (N/A, N/A)<br>(N/A, N/A, N/A)                                       | N/A<br>N/A | N/A<br>0.0<br>0.0                   | 0.0000                      | N/A                       |                       |                            |      |
| PFMPA          | (229.0 / 85.0)<br>N/A                            | (N/A, N/A)<br>(N/A, N/A, N/A)                                       | N/A        | N/A<br>0.0<br>0.0                   | 0.0000                      | N/A                       |                       |                            |      |
| PFMBA          | (279.0 / 85.0)<br>N/A                            | (N/A, N/A)<br>(N/A, N/A, N/A)                                       | N/A        | N/A<br>0.0<br>0.0                   | 0.0000                      | N/A                       |                       |                            |      |
| NFDHA          | (201.0 / 85.0)<br>N/A<br>(295.0 / 201.0)<br>N/A  | (N/A, N/A)<br>(N/A, N/A, N/A)                                       | N/A<br>N/A | N/A<br>0.0<br>0.0                   | 0.0000                      | N/A                       |                       |                            |      |
| 13C3_PFBA_IIS  | (216.0 / 172.0)<br>83007                         | (3.75, N/A)<br>(N/A, 0.07, N/A)                                     | 654.3      | N/A                                 | 0.9494<br>[ 1.0000 ]        | 94.9%<br>{ 99.8% }        |                       |                            |      |
| 13C2_PFHxA_IIS | (315.1 / 270.0)<br>119661                        | (6.21, N/A)<br>(N/A, 0.07, N/A)                                     | 455.6      | N/A                                 | 0.9094<br>[ 1.0000 ]        | 90.9%<br>{ 90.6% }        |                       |                            |      |
| 13C4_PFOA_IIS  | (417.0 / 372.0)<br>119671                        | (7.94, N/A)<br>(N/A, 0.06, N/A)                                     | 580.2      | N/A                                 | 0.9561<br>[ 1.0000 ]        | 95.6%<br>{ 97.7% }        |                       |                            |      |
| 13C5_PFNA_IIS  | (468.0 / 423.0)<br>83069                         | (8.67, N/A)<br>(N/A, 0.06, N/A)                                     | 329.4      | N/A                                 | 0.8322<br>[ 1.0000 ]        | 83.2%<br>{ 86.3% }        |                       |                            |      |

| Analyte        | (Q1 / Q3)<br>Area Counts*min | R.T.<br>(R.T [min], R.R.T.)<br>( $\Delta$ RT-Imin, $\Delta$ RT-CVmin,<br>$\Delta$ RT ion[s]) | S / N | Ion Ratio<br>IR Vs MP%<br>IR Vs CV% | Concentration<br>True ng/mL | Q.C.<br>Rec.<br>{Area%CV} | Primary<br>Transition   | Confirmation<br>Transition | Flag |
|----------------|------------------------------|--|-------|-------------------------------------|-----------------------------|---------------------------|---|----------------------------|------|
| 13C2_PFDA_IIS  | (515.1 / 470.1)<br>96231     | (9.35, N/A)<br>(N/A, 0.05, N/A)  | 387.2 | N/A                                 | 0.9280<br>[1.0000]          | 92.8%<br>{96.4%}          |    |                            |      |
| 18O2_PFHxS_IIS | (403.0 / 83.9)<br>209546     | (8.06, N/A)<br>(N/A, 0.06, N/A)  | 670.7 | N/A                                 | 0.8857<br>[1.0000]          | 88.6%<br>{94.4%}          |    |                            |      |
| 13C4_PFOS_IIS  | (502.8 / 79.9)<br>168499     | (9.48, N/A)<br>(N/A, 0.05, N/A)  | 584.9 | N/A                                 | 0.8399<br>[1.0000]          | 84.0%<br>{85.2%}          |    |                            |      |
| 13C4_PFBA_EIS  | (217.0 / 172.0)<br>688446    | (3.75, N/A)<br>(N/A, 0.07, N/A)  | 786.2 | N/A                                 | 8.0109<br>[8.0000]          | 100.1%<br>{102.5%}        |    |                            |      |
| 13C5_PFPeA_EIS | (267.9 / 223.0)<br>383382    | (5.06, N/A)<br>(N/A, 0.08, N/A)  | 836.0 | N/A                                 | 4.3519<br>[4.0000]          | 108.8%<br>{100.7%}        |   |                            |      |
| 13C5_PFHxA_EIS | (318.0 / 273.0)<br>290820    | (6.20, N/A)<br>(N/A, 0.07, N/A)  | 429.4 | N/A                                 | 2.0645<br>[2.0000]          | 103.2%<br>{102.1%}        |  |                            |      |
| 13C4_PFHpA_EIS | (367.0 / 322.0)<br>277407    | (7.13, N/A)<br>(N/A, 0.07, N/A)  | 491.1 | N/A                                 | 2.2290<br>[2.0000]          | 111.5%<br>{106.1%}        |  |                            |      |
| 13C8_PFOA_EIS  | (421.0 / 376.0)<br>262069    | (7.94, N/A)<br>(N/A, 0.06, N/A)  | 494.7 | N/A                                 | 1.9818<br>[2.0000]          | 99.1%<br>{104.0%}         |  |                            |      |
| 13C9_PFNA_EIS  | (472.0 / 427.0)<br>97326     | (8.67, N/A)<br>(N/A, 0.05, N/A)  | 282.9 | N/A                                 | 1.0726<br>[1.0000]          | 107.3%<br>{103.3%}        |  |                            |      |
| 13C6_PFDA_EIS  | (519.0 / 474.0)<br>137473    | (9.34, N/A)<br>(N/A, 0.05, N/A)  | 312.2 | N/A                                 | 1.0543<br>[1.0000]          | 105.4%<br>{105.2%}        |  |                            |      |
| 13C7_PFUnA_EIS | (570.0 / 525.0)<br>175628    | (9.73, N/A)<br>(N/A, 0.03, N/A)  | 359.7 | N/A                                 | 0.9354<br>[1.0000]          | 93.5%<br>{117.4%}         |  |                            |      |

| Analyte         | (Q1 / Q3)<br>Area Counts*min | R.T.<br>(R.T [min], R.R.T.)<br>( $\Delta$ RT-Imin, $\Delta$ RT-CVmin,<br>$\Delta$ RT ion[s]) | S / N  | Ion Ratio<br>IR Vs MP%<br>IR Vs CV% | Concentration<br>True ng/mL | Q.C.<br>Rec.<br>{Area%CV} | Primary<br>Transition   | Confirmation<br>Transition | Flag |
|-----------------|------------------------------|--|--------|-------------------------------------|-----------------------------|---------------------------|---|----------------------------|------|
| 13C2_PFDa_EIS   | (615.0 / 570.0)<br>207652    | (9.90, N/A)<br>(N/A, 0.02, N/A)  | 436.3  | N/A                                 | 0.9807<br>[1.0000]          | 98.1%<br>{85.8%}          |    |                            |      |
| 13C2_PFTeDA_EIS | (715.0 / 670.0)<br>125340    | (10.13, N/A)<br>(N/A, 0.01, N/A)   | 932.9  | N/A                                 | 0.9740<br>[1.0000]          | 97.4%<br>{94.5%}          |    |                            |      |
| 13C3_PFBs_EIS   | (302.0 / 80.0)<br>763836     | (6.16, N/A)<br>(N/A, 0.07, N/A)  | 1057.5 | N/A                                 | 2.2319<br>[2.0000]          | 111.6%<br>{102.6%}        |    |                            |      |
| 13C3_PFHxS_EIS  | (402.0 / 80.0)<br>368050     | (8.07, N/A)<br>(N/A, 0.06, N/A)  | 962.0  | N/A                                 | 2.0738<br>[2.0000]          | 103.7%<br>{102.2%}        |    |                            |      |
| 13C8_PFOS_EIS   | (507.0 / 80.0)<br>614634     | (9.48, N/A)<br>(N/A, 0.05, N/A)  | 629.6  | N/A                                 | 2.2206<br>[2.0000]          | 111.0%<br>{99.1%}         |   |                            |      |
| 13C2_4:2FTS_EIS | (329.0 / 81.0)<br>87781      | (5.87, N/A)<br>(N/A, 0.07, N/A)  | 517.9  | N/A                                 | 4.5488<br>[4.0000]          | 113.7%<br>{96.3%}         |  |                            |      |
| 13C2_6:2FTS_EIS | (429.0 / 81.0)<br>97707      | (7.59, N/A)<br>(N/A, 0.06, N/A)  | 668.0  | N/A                                 | 3.9509<br>[4.0000]          | 98.8%<br>{88.1%}          |  |                            |      |
| 13C2_8:2FTS_EIS | (529.0 / 81.0)<br>82959      | (9.00, N/A)<br>(N/A, 0.06, N/A)  | 850.8  | N/A                                 | 3.7417<br>[4.0000]          | 93.5%<br>{77.8%}          |  |                            |      |
| 13C8_PFOsa_EIS  | (506.0 / 78.0)<br>993988     | (10.18, N/A)<br>(N/A, 0.02, N/A)   | 743.1  | N/A                                 | 2.4675<br>[2.0000]          | 123.4%<br>{108.7%}        |  |                            |      |
| D3_NMeFOSA_EIS  | (515.0 / 169.0)<br>239309    | (10.61, N/A)<br>(N/A, 0.01, N/A)   | 884.7  | N/A                                 | 2.3847<br>[2.0000]          | 119.2%<br>{99.2%}         |  |                            |      |
| D5_NEtFOSA_EIS  | (531.1 / 169.0)<br>243925    | (10.70, N/A)<br>(N/A, 0.01, N/A)   | 974.0  | N/A                                 | 2.6030<br>[2.0000]          | 130.1%<br>{103.8%}        |  |                            |      |

| Analyte         | (Q1 / Q3)<br>Area Counts*min | R.T.<br>(R.T [min], R.R.T.)<br>( $\Delta$ RT-Imin, $\Delta$ RT-CVmin,<br>$\Delta$ RT ion[s]) | S / N  | Ion Ratio<br>IR Vs MP%<br>IR Vs CV% | Concentration<br>True ng/mL | Q.C.<br>Rec.<br>{Area%CV} | Primary<br>Transition  | Confirmation<br>Transition | Flag |
|-----------------|------------------------------|--|--------|-------------------------------------|-----------------------------|---------------------------|--|----------------------------|------|
| D3_MeFOSAA_EIS  | (573.0 / 419.0)<br>285993    | (9.52, N/A)<br>(N/A, 0.04, N/A)  | 385.5  | N/A                                 | 4.4048<br>[4.0000]          | 110.1%<br>{104.1%}        |   |                            |      |
| D5_EtFOSAA_EIS  | (589.0 / 419.0)<br>290024    | (9.69, N/A)<br>(N/A, 0.02, N/A)  | 444.6  | N/A                                 | 5.3747<br>[4.0000]          | 134.4%<br>{119.7%}        |   |                            |      |
| D7_NMeFOSE_EIS  | (623.2 / 58.9)<br>461617     | (10.58, N/A)<br>(N/A, 0.01, N/A)   | 825.9  | N/A                                 | 23.9132<br>[20.0000]        | 119.6%<br>{100.3%}        |   |                            |      |
| D9_NEtFOSE_EIS  | (639.2 / 58.9)<br>256574     | (10.67, N/A)<br>(N/A, 0.01, N/A)   | 1572.7 | N/A                                 | 24.6824<br>[20.0000]        | 123.4%<br>{94.6%}         |   |                            |      |
| 13C3_HFPODA_EIS | (287.0 / 169.0)<br>775946    | (6.55, N/A)<br>(N/A, 0.07, N/A)  | 1188.3 | N/A                                 | 9.0472<br>[8.0000]          | 113.1%<br>{108.7%}        |  |                            |      |

## ANALYSIS SEQUENCE BLANKSN

Laboratory:N APPL, L CL SDG:N  
 Client:N Tidewater, Inc.L Project:N NASA JPL SIL  
 Sequence:N SB03860L Instrument:N SaphiraL  
 Calibration:N 2251019L

| Lab Sample IDN | AnalyteN      | FoundN | UnitsN | RLN | CN |
|----------------|---------------|--------|--------|-----|----|
| SB03860-CCB20  | PFBA0         | .0     | ng/mL0 | .40 | U  |
|                | PFPEA0        | .0     | ng/mL0 | .20 | U  |
|                | PFHXA0        | .0     | ng/mL0 | .10 | U  |
|                | PFHPA0        | .0     | ng/mL0 | .10 | U  |
|                | PFOA0         | .0     | ng/mL0 | .10 | U  |
|                | PFNA0         | .0     | ng/mL0 | .10 | U  |
|                | PFDA0         | .0     | ng/mL0 | .10 | U  |
|                | PFUnA0        | .0     | ng/mL0 | .10 | U  |
|                | PFDOA0        | .0     | ng/mL0 | .10 | U  |
|                | PFTRDA0       | .0     | ng/mL0 | .10 | U  |
|                | PFTEDA0       | .0     | ng/mL0 | .10 | U  |
|                | PFBS0         | .0     | ng/mL0 | .10 | U  |
|                | PFPE0         | .0     | ng/mL0 | .10 | U  |
|                | PFHXS0        | .0     | ng/mL0 | .10 | U  |
|                | PFHPS0        | .0     | ng/mL0 | .10 | U  |
|                | PFOS0         | .0     | ng/mL0 | .10 | U  |
|                | PFNS0         | .0     | ng/mL0 | .10 | U  |
|                | PFDS0         | .0     | ng/mL0 | .10 | U  |
|                | 4:2FTS0       | .0     | ng/mL0 | .40 | U  |
|                | 6:2FTS0       | .0     | ng/mL0 | .40 | U  |
|                | 8:2FTS0       | .0     | ng/mL0 | .40 | U  |
|                | PFOSA0        | .0     | ng/mL0 | .40 | U  |
|                | NMeFOSA0      | .0     | ng/mL0 | .40 | U  |
|                | NEtFOSA0      | .0     | ng/mL0 | .40 | U  |
|                | NMeFOSAA0     | .0     | ng/mL0 | .10 | U  |
|                | NEtFOSAA0     | .0     | ng/mL0 | .10 | U  |
|                | NMeFOSE0      | .0     | ng/mL0 | .40 | U  |
|                | NEtFOSE0      | .0     | ng/mL0 | .40 | U  |
|                | HFPO-DA0      | .0     | ng/mL0 | .20 | U  |
|                | ADONA0        | .0     | ng/mL0 | .20 | U  |
|                | 9CL-PF3ONS0   | .0     | ng/mL0 | .20 | U  |
|                | 11CL-PF3OUDS0 | .0     | ng/mL0 | .20 | U  |
|                | 13C4-PFBA0    | 8.060  | ng/mL0 |     |    |

## ANALYSIS SEQUENCE BLANKS

Laboratory:N APPL, L CL SDG:N  
 Client:N Tidewater, Inc.L Project:N NASA JPL SIL  
 Sequence:N SB03860L Instrument:N SaphiraL  
 Calibration:N 2251019L

| Lab Sample IDN | AnalyteN      | FoundN | UnitsN | RLN | CN |
|----------------|---------------|--------|--------|-----|----|
| SB03860-CCB20  | 13C5-PFPEA0   | 4.0    | ng/mL0 |     |    |
|                | 13C5-PFHXA0   | 1.860  | ng/mL0 |     |    |
|                | 13C4-PFHPA0   | 1.990  | ng/mL0 |     |    |
|                | 13C8-PFOA0    | 1.990  | ng/mL0 |     |    |
|                | 13C9-PFNA0    | 1.020  | ng/mL0 |     |    |
|                | 13C6-PFDA0    | 1.020  | ng/mL0 |     |    |
|                | 13C7-PFUnA0   | 1.020  | ng/mL0 |     |    |
|                | 13C2-PFDOA    | 0.9280 | ng/mL0 |     |    |
|                | 13C2-PFTEDA   | 0.9910 | ng/mL0 |     |    |
|                | 13C3-PFBS0    | 2.030  | ng/mL0 |     |    |
|                | 13C3-PFHXS0   | 2.150  | ng/mL0 |     |    |
|                | 13C8-PFOS0    | 2.040  | ng/mL0 |     |    |
|                | 13C2-4:2FTS0  | 4.520  | ng/mL0 |     |    |
|                | 13C2-6:2FTS0  | 4.320  | ng/mL0 |     |    |
|                | 13C2-8:2FTS0  | 4.510  | ng/mL0 |     |    |
|                | 13C8-PFOSA0   | 2.180  | ng/mL0 |     |    |
|                | D3-NMEFOSA0   | 2.410  | ng/mL0 |     |    |
|                | D5-NETFOSA0   | 2.660  | ng/mL0 |     |    |
|                | D3-NMEFOSAA0  | 5.230  | ng/mL0 |     |    |
|                | D5-NETFOSAA0  | 4.630  | ng/mL0 |     |    |
|                | D7-NMEFOSE0   | 25.70  | ng/mL0 |     |    |
|                | D9-NETFOS0    | 25.10  | ng/mL0 |     |    |
|                | 13C3-HFPO-DA0 | 7.30   | ng/mL0 |     |    |



Chemist: ABK  
 Instrument: Saphira  
 Type: Sciex Q3 5500

Sample I.D.: SB03860-CCB2  
 DF, IV: 1, 10.0µL  
 Acquisition Method: 1633 2022-12-13.dam

Quant Method: 1633 - S2022-12-15A  
 Path: S2022-12-15C (4)  
 Acquired: 2022/12/16 - 00:38

| Analyte | (Q1 / Q3)<br>Area Counts*min                     | R.T.<br>(R.T [min], R.R.T.)<br>(ΔRT-I[min], ΔRT-CV[min], ΔRT ion[s]) | S / N      | Ion Ratio<br>IR Vs MP%<br>IR Vs CV% | Concentration<br>[ True ] ng/mL | Q.C.<br>Rec.<br>{Area%CV} | Primary<br>Transition | Confirmation<br>Transition | Flag |
|---------|--|--|------------|-------------------------------------|---------------------------------|---------------------------|-----------------------|----------------------------|------|
| PFBA    | (212.9 / 169.0)<br>N/A                           | (N/A, N/A)<br>(N/A, N/A, N/A)  | N/A        | N/A<br>0.0<br>0.0                   | 0.0000                          | N/A                       |                       |                            |      |
| PFPeA   | (262.9 / 219.0)<br>N/A<br>(262.9 / 69.0)<br>N/A  | (N/A, N/A)<br>(N/A, N/A, N/A)  | N/A<br>N/A | N/A<br>0.0<br>0.0                   | 0.0000                          | N/A                       |                       |                            |      |
| PFHxA   | (313.0 / 269.0)<br>N/A<br>(313.0 / 119.0)<br>N/A | (N/A, N/A)<br>(N/A, N/A, N/A)  | N/A<br>N/A | N/A<br>0.0<br>0.0                   | 0.0000                          | N/A                       |                       |                            |      |
| PFHpA   | (363.0 / 319.0)<br>N/A<br>(363.0 / 169.0)<br>N/A | (N/A, N/A)<br>(N/A, N/A, N/A)  | N/A<br>N/A | N/A<br>0.0<br>0.0                   | 0.0000                          | N/A                       |                       |                            |      |
| PFOA    | (413.0 / 369.0)<br>N/A<br>(413.0 / 169.0)<br>N/A | (N/A, N/A)<br>(N/A, N/A, N/A)  | N/A<br>N/A | N/A<br>0.0<br>0.0                   | 0.0000                          | N/A                       |                       |                            |      |
| PFNA    | (463.0 / 419.0)<br>N/A<br>(463.0 / 169.0)<br>N/A | (N/A, N/A)<br>(N/A, N/A, N/A)  | N/A<br>N/A | N/A<br>0.0<br>0.0                   | 0.0000                          | N/A                       |                       |                            |      |
| PFDA    | (513.0 / 469.0)<br>N/A<br>(513.0 / 169.0)<br>N/A | (N/A, N/A)<br>(N/A, N/A, N/A)  | N/A<br>N/A | N/A<br>0.0<br>0.0                   | 0.0000                          | N/A                       |                       |                            |      |
| PFUnA   | (563.0 / 519.0)<br>N/A<br>(563.0 / 169.0)<br>N/A | (N/A, N/A)<br>(N/A, N/A, N/A)  | N/A<br>N/A | N/A<br>0.0<br>0.0                   | 0.0000                          | N/A                       |                       |                            |      |
| PFDoA   | (613.0 / 569.0)<br>N/A<br>(613.0 / 169.0)<br>N/A | (N/A, N/A)<br>(N/A, N/A, N/A)  | N/A<br>N/A | N/A<br>0.0<br>0.0                   | 0.0000                          | N/A                       |                       |                            |      |
| PFTrDA  | (663.0 / 619.0)<br>N/A<br>(663.0 / 169.0)<br>N/A | (N/A, N/A)<br>(N/A, N/A, N/A)  | N/A<br>N/A | N/A<br>0.0<br>0.0                   | 0.0000                          | N/A                       |                       |                            |      |
| PFTeDA  | (713.0 / 669.0)<br>N/A<br>(713.0 / 169.0)<br>N/A | (N/A, N/A)<br>(N/A, N/A, N/A)  | N/A<br>N/A | N/A<br>0.0<br>0.0                   | 0.0000                          | N/A                       |                       |                            |      |



Chemist: ABK  
 Instrument: Saphira  
 Type: Sciex Q3 5500

Sample I.D.: SB03860-CCB2  
 DF, IV: 1, 10.0µL  
 Acquisition Method: 1633 2022-12-13.dam

Quant Method: 1633 - S2022-12-15A  
 Path: S2022-12-15C (4)  
 Acquired: 2022/12/16 - 00:38

| Analyte | (Q1 / Q3)<br>Area Counts*min                        | R.T.<br>(R.T [min], R.R.T.)<br>( $\Delta$ RT-[min], $\Delta$ RT-<br>CV[min], $\Delta$ RT ion[s]) | S / N      | Ion Ratio<br>IR Vs MP%<br>IR Vs CV% | Concentration<br>[ True ] ng/mL | Q.C.<br>Rec.<br>{Area%CV} | Primary<br>Transition | Confirmation<br>Transition | Flag |
|---------|---|--|------------|-------------------------------------|---------------------------------|---------------------------|-----------------------|----------------------------|------|
| PFBS    | ( 298.9 / 80.0 )<br>N/A<br>( 298.9 / 99.0 )<br>N/A  | ( N/A , N/A )<br>( N/A , N/A , N/A )   | N/A<br>N/A | N/A<br>0.0<br>0.0                   | 0.0000                          | N/A                       |                       |                            |      |
| PFPeS   | ( 349.0 / 80.0 )<br>N/A<br>( 349.0 / 99.0 )<br>N/A  | ( N/A , N/A )<br>( N/A , N/A , N/A )   | N/A<br>N/A | N/A<br>0.0<br>0.0                   | 0.0000                          | N/A                       |                       |                            |      |
| PFHxS   | ( 399.0 / 80.0 )<br>N/A<br>( 399.0 / 99.0 )<br>N/A  | ( N/A , N/A )<br>( N/A , N/A , N/A )   | N/A<br>N/A | N/A<br>0.0<br>0.0                   | 0.0000                          | N/A                       |                       |                            |      |
| PFHpS   | ( 449.0 / 80.0 )<br>N/A<br>( 449.0 / 99.0 )<br>N/A  | ( N/A , N/A )<br>( N/A , N/A , N/A )   | N/A<br>N/A | N/A<br>0.0<br>0.0                   | 0.0000                          | N/A                       |                       |                            |      |
| PFOS    | ( 499.0 / 80.0 )<br>N/A<br>( 499.0 / 99.0 )<br>N/A  | ( N/A , N/A )<br>( N/A , N/A , N/A )   | N/A<br>N/A | N/A<br>0.0<br>0.0                   | 0.0000                          | N/A                       |                       |                            |      |
| PFNS    | ( 549.0 / 80.0 )<br>N/A<br>( 549.0 / 99.0 )<br>N/A  | ( N/A , N/A )<br>( N/A , N/A , N/A )   | N/A<br>N/A | N/A<br>0.0<br>0.0                   | 0.0000                          | N/A                       |                       |                            |      |
| PFDS    | ( 599.0 / 80.0 )<br>N/A<br>( 599.0 / 99.0 )<br>N/A  | ( N/A , N/A )<br>( N/A , N/A , N/A )   | N/A<br>N/A | N/A<br>0.0<br>0.0                   | 0.0000                          | N/A                       |                       |                            |      |
| PFDoS   | ( 698.9 / 80.0 )<br>N/A<br>( 698.9 / 99.0 )<br>N/A  | ( N/A , N/A )<br>( N/A , N/A , N/A )   | N/A<br>N/A | N/A<br>0.0<br>0.0                   | 0.0000                          | N/A                       |                       |                            |      |
| 4:2FTS  | ( 327.0 / 307.0 )<br>N/A<br>( 327.0 / 81.0 )<br>N/A | ( N/A , N/A )<br>( N/A , N/A , N/A )   | N/A<br>N/A | N/A<br>0.0<br>0.0                   | 0.0000                          | N/A                       |                       |                            |      |
| 6:2FTS  | ( 427.0 / 407.0 )<br>N/A<br>( 427.0 / 81.0 )<br>N/A | ( N/A , N/A )<br>( N/A , N/A , N/A )   | N/A<br>N/A | N/A<br>0.0<br>0.0                   | 0.0000                          | N/A                       |                       |                            |      |
| 8:2FTS  | ( 527.0 / 507.0 )<br>N/A<br>( 527.0 / 81.0 )<br>N/A | ( N/A , N/A )<br>( N/A , N/A , N/A )   | N/A<br>N/A | N/A<br>0.0<br>0.0                   | 0.0000                          | N/A                       |                       |                            |      |



Chemist: ABK  
 Instrument: Saphira  
 Type: Sciex Q3 5500

Sample I.D.: SB03860-CCB2  
 DF, IV: 1, 10.0µL  
 Acquisition Method: 1633 2022-12-13.dam

Quant Method: 1633 - S2022-12-15A  
 Path: S2022-12-15C (4)  
 Acquired: 2022/12/16 - 00:38

| Analyte      | (Q1 / Q3)<br>Area Counts*min                     | R.T.<br>(R.T [min], R.R.T.)<br>(ΔRT-I[min], ΔRT-CV[min], ΔRT ion[s]) | S / N      | Ion Ratio<br>IR Vs MP%<br>IR Vs CV% | Concentration<br>[ True ] ng/mL | Q.C.<br>Rec.<br>{Area%CV} | Primary<br>Transition | Confirmation<br>Transition | Flag |
|--------------|--|--|------------|-------------------------------------|---------------------------------|---------------------------|-----------------------|----------------------------|------|
| PFOSA        | (498.0 / 78.0)<br>N/A<br>(498.0 / 478.0)<br>N/A  | (N/A, N/A)<br>(N/A, N/A, N/A)  | N/A<br>N/A | N/A<br>0.0<br>0.0                   | 0.0000                          | N/A                       |                       |                            |      |
| NMeFOSA      | (511.9 / 219.0)<br>N/A<br>(511.9 / 169.0)<br>N/A | (N/A, N/A)<br>(N/A, N/A, N/A)  | N/A<br>N/A | N/A<br>0.0<br>0.0                   | 0.0000                          | N/A                       |                       |                            |      |
| NEtFOSA      | (526.0 / 219.0)<br>N/A<br>(526.0 / 169.0)<br>N/A | (N/A, N/A)<br>(N/A, N/A, N/A)  | N/A<br>N/A | N/A<br>0.0<br>0.0                   | 0.0000                          | N/A                       |                       |                            |      |
| NMeFOSAA     | (570.0 / 419.0)<br>N/A<br>(570.0 / 483.0)<br>N/A | (N/A, N/A)<br>(N/A, N/A, N/A)  | N/A<br>N/A | N/A<br>0.0<br>0.0                   | 0.0000                          | N/A                       |                       |                            |      |
| NEtFOSAA     | (584.0 / 419.0)<br>N/A<br>(584.0 / 526.0)<br>N/A | (N/A, N/A)<br>(N/A, N/A, N/A)  | N/A<br>N/A | N/A<br>0.0<br>0.0                   | 0.0000                          | N/A                       |                       |                            |      |
| NMeFOSE      | (616.1 / 59.0)<br>N/A                            | (N/A, N/A)<br>(N/A, N/A, N/A)  | N/A        | N/A<br>0.0<br>0.0                   | 0.0000                          | N/A                       |                       |                            |      |
| NEtFOSE      | (630.0 / 59.0)<br>N/A                            | (N/A, N/A)<br>(N/A, N/A, N/A)  | N/A        | N/A<br>0.0<br>0.0                   | 0.0000                          | N/A                       |                       |                            |      |
| HFPO-DA      | (285.0 / 169.0)<br>N/A<br>(285.0 / 185.0)<br>N/A | (N/A, N/A)<br>(N/A, N/A, N/A)  | N/A<br>N/A | N/A<br>0.0<br>0.0                   | 0.0000                          | N/A                       |                       |                            |      |
| ADONA        | (377.0 / 85.0)<br>N/A<br>(377.0 / 251.0)<br>N/A  | (N/A, N/A)<br>(N/A, N/A, N/A)  | N/A<br>N/A | N/A<br>0.0<br>0.0                   | 0.0000                          | N/A                       |                       |                            |      |
| 9CI-Pf3ONS   | (531.0 / 351.0)<br>N/A<br>(533.0 / 353.0)<br>N/A | (N/A, N/A)<br>(N/A, N/A, N/A)  | N/A<br>N/A | N/A<br>0.0<br>0.0                   | 0.0000                          | N/A                       |                       |                            |      |
| 11CI-PF3OUDS | (631.0 / 451.0)<br>N/A<br>(633.0 / 453.0)<br>N/A | (N/A, N/A)<br>(N/A, N/A, N/A)  | N/A<br>N/A | N/A<br>0.0<br>0.0                   | 0.0000                          | N/A                       |                       |                            |      |

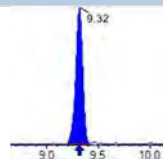
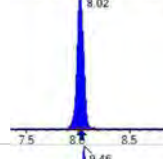
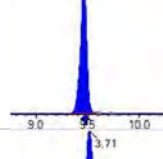
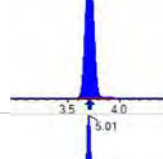
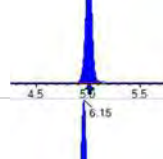
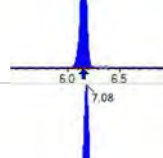
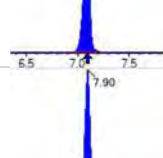
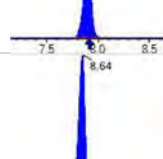
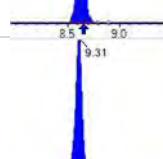
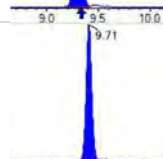



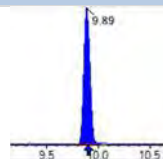
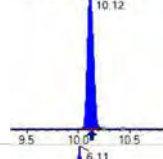
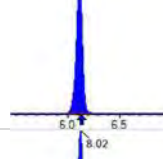
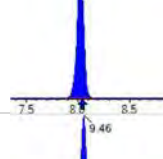
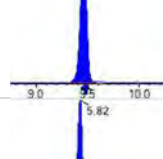
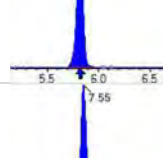
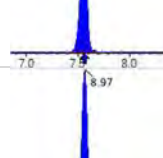
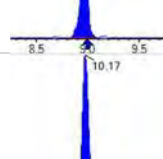
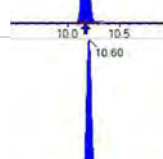
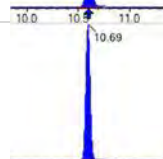

Chemist: ABK  
 Instrument: Saphira  
 Type: Sciex Q3 5500

Sample I.D.: SB03860-CCB2  
 DF, IV: 1, 10.0µL  
 Acquisition Method: 1633 2022-12-13.dam

Quant Method: 1633 - S2022-12-15A  
 Path: S2022-12-15C (4)  
 Acquired: 2022/12/16 - 00:38

| Analyte        | (Q1 / Q3)<br>Area Counts*min                     | R.T.<br>(R.T [min], R.R.T.)<br>(ΔRT-I[min], ΔRT-CV[min], ΔRT ion[s]) | S / N      | Ion Ratio<br>IR Vs MP%<br>IR Vs CV% | Concentration<br>[ True ] ng/mL | Q.C.<br>Rec.<br>{Area%CV} | Primary<br>Transition | Confirmation<br>Transition | Flag |
|----------------|--|--|------------|-------------------------------------|---------------------------------|---------------------------|-----------------------|----------------------------|------|
| 3:3FTCA        | (241.0 / 177.0)<br>N/A<br>(241.0 / 117.0)<br>N/A | (N/A, N/A)<br>(N/A, N/A, N/A)  | N/A<br>N/A | N/A<br>0.0<br>0.0                   | 0.0000                          | N/A                       |                       |                            |      |
| 5:3FTCA        | (341.0 / 236.7)<br>N/A<br>(341.0 / 217.0)<br>N/A | (N/A, N/A)<br>(N/A, N/A, N/A)  | N/A<br>N/A | N/A<br>0.0<br>0.0                   | 0.0000                          | N/A                       |                       |                            |      |
| 7:3FTCA        | (441.0 / 317.0)<br>N/A<br>(441.0 / 337.0)<br>N/A | (N/A, N/A)<br>(N/A, N/A, N/A)  | N/A<br>N/A | N/A<br>0.0<br>0.0                   | 0.0000                          | N/A                       |                       |                            |      |
| PFEESA         | (315.0 / 135.0)<br>N/A<br>(315.0 / 83.0)<br>N/A  | (N/A, N/A)<br>(N/A, N/A, N/A)  | N/A<br>N/A | N/A<br>0.0<br>0.0                   | 0.0000                          | N/A                       |                       |                            |      |
| PFMPA          | (229.0 / 85.0)<br>N/A                            | (N/A, N/A)<br>(N/A, N/A, N/A)  | N/A        | N/A<br>0.0<br>0.0                   | 0.0000                          | N/A                       |                       |                            |      |
| PFMBA          | (279.0 / 85.0)<br>N/A                            | (N/A, N/A)<br>(N/A, N/A, N/A)  | N/A        | N/A<br>0.0<br>0.0                   | 0.0000                          | N/A                       |                       |                            |      |
| NFDHA          | (201.0 / 85.0)<br>N/A<br>(295.0 / 201.0)<br>N/A  | (N/A, N/A)<br>(N/A, N/A, N/A)  | N/A<br>N/A | N/A<br>0.0<br>0.0                   | 0.0000                          | N/A                       |                       |                            |      |
| 13C3_PFBA_IIS  | (216.0 / 172.0)<br>79099                         | (3.71, N/A)<br>(N/A, 0.03, N/A)                                      | 613.1      | N/A                                 | 0.9047<br>[ 1.0000 ]            | 90.5%<br>{ 95.1% }        |                       |                            |      |
| 13C2_PFHxA_IIS | (315.1 / 270.0)<br>135642                        | (6.15, N/A)<br>(N/A, 0.02, N/A)                                      | 652.3      | N/A                                 | 1.0309<br>[ 1.0000 ]            | 103.1%<br>{ 102.7% }      |                       |                            |      |
| 13C4_PFOA_IIS  | (417.0 / 372.0)<br>119283                        | (7.89, N/A)<br>(N/A, 0.02, N/A)                                      | 550.7      | N/A                                 | 0.9530<br>[ 1.0000 ]            | 95.3%<br>{ 97.4% }        |                       |                            |      |
| 13C5_PFNA_IIS  | (468.0 / 423.0)<br>84222                         | (8.64, N/A)<br>(N/A, 0.02, N/A)                                      | 314.1      | N/A                                 | 0.8438<br>[ 1.0000 ]            | 84.4%<br>{ 87.5% }        |                       |                            |      |

| Analyte        | (Q1 / Q3)<br>Area Counts*min | R.T.<br>(R.T [min], R.R.T.)<br>( $\Delta$ RT-[min], $\Delta$ RT-<br>CV[min], $\Delta$ RT ion[s]) | S / N | Ion Ratio<br>IR Vs MP%<br>IR Vs CV% | Concentration<br>[ True ] ng/mL | Q.C.<br>Rec.<br>{Area%CV} | Primary<br>Transition   | Confirmation<br>Transition | Flag |
|----------------|------------------------------|--|-------|-------------------------------------|---------------------------------|---------------------------|---|----------------------------|------|
| 13C2_PFDA_IIS  | (515.1 / 470.1)<br>97270     | (9.32, N/A)<br>(N/A, 0.02, N/A)  | 347.4 | N/A                                 | 0.9380<br>[ 1.0000 ]            | 93.8%<br>{ 97.5% }        |    |                            |      |
| 18O2_PFHxS_IIS | (403.0 / 83.9)<br>210547     | (8.02, N/A)<br>(N/A, 0.02, N/A)  | 734.3 | N/A                                 | 0.8899<br>[ 1.0000 ]            | 89.0%<br>{ 94.8% }        |    |                            |      |
| 13C4_PFOS_IIS  | (502.8 / 79.9)<br>162769     | (9.46, N/A)<br>(N/A, 0.02, N/A)  | 399.9 | N/A                                 | 0.8113<br>[ 1.0000 ]            | 81.1%<br>{ 82.3% }        |    |                            |      |
| 13C4_PFBA_EIS  | (217.0 / 172.0)<br>660265    | (3.71, N/A)<br>(N/A, 0.03, N/A)  | 863.5 | N/A                                 | 8.0626<br>[ 8.0000 ]            | 100.8%<br>{ 98.3% }       |    |                            |      |
| 13C5_PFPeA_EIS | (267.9 / 223.0)<br>399053    | (5.01, N/A)<br>(N/A, 0.02, N/A)  | 791.7 | N/A                                 | 3.9961<br>[ 4.0000 ]            | 99.9%<br>{ 104.8% }       |   |                            |      |
| 13C5_PFHxA_EIS | (318.0 / 273.0)<br>296602    | (6.15, N/A)<br>(N/A, 0.02, N/A)  | 607.1 | N/A                                 | 1.8575<br>[ 2.0000 ]            | 92.9%<br>{ 104.1% }       |  |                            |      |
| 13C4_PFHpA_EIS | (367.0 / 322.0)<br>281014    | (7.08, N/A)<br>(N/A, 0.02, N/A)  | 699.9 | N/A                                 | 1.9920<br>[ 2.0000 ]            | 99.6%<br>{ 107.5% }       |  |                            |      |
| 13C8_PFOA_EIS  | (421.0 / 376.0)<br>262912    | (7.90, N/A)<br>(N/A, 0.02, N/A)  | 652.4 | N/A                                 | 1.9947<br>[ 2.0000 ]            | 99.7%<br>{ 104.3% }       |  |                            |      |
| 13C9_PFNA_EIS  | (472.0 / 427.0)<br>93511     | (8.64, N/A)<br>(N/A, 0.02, N/A)  | 314.2 | N/A                                 | 1.0164<br>[ 1.0000 ]            | 101.6%<br>{ 99.2% }       |  |                            |      |
| 13C6_PFDA_EIS  | (519.0 / 474.0)<br>134961    | (9.31, N/A)<br>(N/A, 0.02, N/A)  | 188.2 | N/A                                 | 1.0239<br>[ 1.0000 ]            | 102.4%<br>{ 103.3% }      |  |                            |      |
| 13C7_PFUnA_EIS | (570.0 / 525.0)<br>194053    | (9.71, N/A)<br>(N/A, 0.01, N/A)  | 467.5 | N/A                                 | 1.0225<br>[ 1.0000 ]            | 102.3%<br>{ 129.7% }      |  |                            |      |

| Analyte         | (Q1 / Q3)<br>Area Counts*min | R.T.<br>(R.T [min], R.R.T.)<br>( $\Delta$ RT-[min], $\Delta$ RT-<br>CV[min], $\Delta$ RT ion[s]) | S / N  | Ion Ratio<br>IR Vs MP%<br>IR Vs CV% | Concentration<br>[ True ] ng/mL | Q.C.<br>Rec.<br>{Area%CV} | Primary<br>Transition   | Confirmation<br>Transition | Flag |
|-----------------|------------------------------|--|--------|-------------------------------------|---------------------------------|---------------------------|---|----------------------------|------|
| 13C2_PFDa_EIS   | (615.0 / 570.0)<br>198541    | (9.89, N/A)<br>(N/A, 0.01, N/A)  | 604.9  | N/A                                 | 0.9277<br>[ 1.0000 ]            | 92.8%<br>{ 82.1% }        |    |                            |      |
| 13C2_PFTeDA_EIS | (715.0 / 670.0)<br>128904    | (10.12, N/A)<br>(N/A, 0.00, N/A)   | 417.1  | N/A                                 | 0.9910<br>[ 1.0000 ]            | 99.1%<br>{ 97.2% }        |    |                            |      |
| 13C3_PFBs_EIS   | (302.0 / 80.0)<br>696773     | (6.11, N/A)<br>(N/A, 0.02, N/A)  | 747.9  | N/A                                 | 2.0263<br>[ 2.0000 ]            | 101.3%<br>{ 93.6% }       |    |                            |      |
| 13C3_PFHxS_EIS  | (402.0 / 80.0)<br>383316     | (8.02, N/A)<br>(N/A, 0.02, N/A)  | 732.1  | N/A                                 | 2.1495<br>[ 2.0000 ]            | 107.5%<br>{ 106.4% }      |    |                            |      |
| 13C8_PFOS_EIS   | (507.0 / 80.0)<br>546504     | (9.46, N/A)<br>(N/A, 0.02, N/A)  | 538.5  | N/A                                 | 2.0439<br>[ 2.0000 ]            | 102.2%<br>{ 88.2% }       |   |                            |      |
| 13C2_4:2FTS_EIS | (329.0 / 81.0)<br>87728      | (5.82, N/A)<br>(N/A, 0.02, N/A)  | 492.4  | N/A                                 | 4.5245<br>[ 4.0000 ]            | 113.1%<br>{ 96.2% }       |  |                            |      |
| 13C2_6:2FTS_EIS | (429.0 / 81.0)<br>107283     | (7.55, N/A)<br>(N/A, 0.02, N/A)  | 586.1  | N/A                                 | 4.3175<br>[ 4.0000 ]            | 107.9%<br>{ 96.7% }       |  |                            |      |
| 13C2_8:2FTS_EIS | (529.0 / 81.0)<br>100386     | (8.97, N/A)<br>(N/A, 0.02, N/A)  | 350.5  | N/A                                 | 4.5063<br>[ 4.0000 ]            | 112.7%<br>{ 94.1% }       |  |                            |      |
| 13C8_PFOsa_EIS  | (506.0 / 78.0)<br>846478     | (10.17, N/A)<br>(N/A, 0.01, N/A)   | 673.4  | N/A                                 | 2.1753<br>[ 2.0000 ]            | 108.8%<br>{ 92.5% }       |  |                            |      |
| D3_NMeFOSA_EIS  | (515.0 / 169.0)<br>233193    | (10.60, N/A)<br>(N/A, 0.01, N/A)   | 807.3  | N/A                                 | 2.4055<br>[ 2.0000 ]            | 120.3%<br>{ 96.6% }       |  |                            |      |
| D5_NEiFOSA_EIS  | (531.1 / 169.0)<br>240509    | (10.69, N/A)<br>(N/A, 0.01, N/A)   | 1233.5 | N/A                                 | 2.6569<br>[ 2.0000 ]            | 132.8%<br>{ 102.4% }      |  |                            |      |



Chemist: ABK  
 Instrument: Saphira  
 Type: Sciex Q3 5500

Sample I.D.: SB03860-CCB2  
 DF, IV: 1, 10.0µL  
 Acquisition Method: 1633 2022-12-13.dam

Quant Method: 1633 - S2022-12-15A  
 Path: S2022-12-15C (4)  
 Acquired: 2022/12/16 - 00:38

| Analyte         | (Q1 / Q3)<br>Area Counts*min | R.T.<br>(R.T [min], R.R.T.)<br>(ΔRT-I[min], ΔRT-CV[min], ΔRT ion[s]) | S / N  | Ion Ratio<br>IR Vs MP%<br>IR Vs CV% | Concentration<br>[ True ] ng/mL | Q.C.<br>Rec.<br>{Area%CV} | Primary<br>Transition | Confirmation<br>Transition | Flag |
|-----------------|------------------------------|--|--------|-------------------------------------|---------------------------------|---------------------------|-----------------------|----------------------------|------|
| D3_MeFOSAA_EIS  | (573.0 / 419.0)<br>328273    | (9.50, N/A)<br>(N/A, 0.01, N/A)                                      | 411.7  | N/A                                 | 5.2339<br>[ 4.0000 ]            | 130.8%<br>{ 119.5% }      |                       |                            |      |
| D5_EtFOSAA_EIS  | (589.0 / 419.0)<br>241090    | (9.68, N/A)<br>(N/A, 0.01, N/A)                                      | 276.2  | N/A                                 | 4.6251<br>[ 4.0000 ]            | 115.6%<br>{ 99.5% }       |                       |                            |      |
| D7_NMeFOSE_EIS  | (623.2 / 58.9)<br>478879     | (10.57, N/A)<br>(N/A, 0.01, N/A)                                     | 792.6  | N/A                                 | 25.6808<br>[ 20.0000 ]          | 128.4%<br>{ 104.0% }      |                       |                            |      |
| D9_NEtFOSE_EIS  | (639.2 / 58.9)<br>251895     | (10.67, N/A)<br>(N/A, 0.01, N/A)                                     | 1060.6 | N/A                                 | 25.0854<br>[ 20.0000 ]          | 125.4%<br>{ 92.9% }       |                       |                            |      |
| 13C3_HFPODA_EIS | (287.0 / 169.0)<br>710159    | (6.50, N/A)<br>(N/A, 0.02, N/A)                                      | 912.1  | N/A                                 | 7.3047<br>[ 8.0000 ]            | 91.3%<br>{ 99.5% }        |                       |                            |      |

## ANALYSIS SEQUENCE BLANKSN

Laboratory:N APPL, L CL SDG:N  
 Client:N Tidewater, Inc.L Project:N NASA JPL SIL  
 Sequence:N SB03860L Instrument:N SaphiraL  
 Calibration:N 2251019L

| Lab Sample IDN | AnalyteN      | FoundN | UnitsN | RLN | CN |
|----------------|---------------|--------|--------|-----|----|
| SB03860-CCB30  | PFBA0         | .0     | ng/mL0 | .40 | U  |
|                | PFPEA0        | .0     | ng/mL0 | .20 | U  |
|                | PFHXA0        | .0     | ng/mL0 | .10 | U  |
|                | PFHPA0        | .0     | ng/mL0 | .10 | U  |
|                | PFOA0         | .0     | ng/mL0 | .10 | U  |
|                | PFNA0         | .0     | ng/mL0 | .10 | U  |
|                | PFDA0         | .0     | ng/mL0 | .10 | U  |
|                | PFUnA0        | .0     | ng/mL0 | .10 | U  |
|                | PFDOA0        | .0     | ng/mL0 | .10 | U  |
|                | PFTRDA0       | .0     | ng/mL0 | .10 | U  |
|                | PFTEDA0       | .0     | ng/mL0 | .10 | U  |
|                | PFBS0         | .0     | ng/mL0 | .10 | U  |
|                | PFPE0         | .0     | ng/mL0 | .10 | U  |
|                | PFHXS0        | .0     | ng/mL0 | .10 | U  |
|                | PFHPS0        | .0     | ng/mL0 | .10 | U  |
|                | PFOS0         | .0     | ng/mL0 | .10 | U  |
|                | PFNS0         | .0     | ng/mL0 | .10 | U  |
|                | PFDS0         | .0     | ng/mL0 | .10 | U  |
|                | 4:2FTS0       | .0     | ng/mL0 | .40 | U  |
|                | 6:2FTS0       | .0     | ng/mL0 | .40 | U  |
|                | 8:2FTS0       | .0     | ng/mL0 | .40 | U  |
|                | PFOSA0        | .0     | ng/mL0 | .40 | U  |
|                | NMeFOSA0      | .0     | ng/mL0 | .40 | U  |
|                | NEtFOSA0      | .0     | ng/mL0 | .40 | U  |
|                | NMeFOSAA0     | .0     | ng/mL0 | .10 | U  |
|                | NEtFOSAA0     | .0     | ng/mL0 | .10 | U  |
|                | NMeFOSE0      | .0     | ng/mL0 | .40 | U  |
|                | NEtFOSE0      | .0     | ng/mL0 | .40 | U  |
|                | HFPO-DA0      | .0     | ng/mL0 | .20 | U  |
|                | ADONA0        | .0     | ng/mL0 | .20 | U  |
|                | 9CL-PF3ONS0   | .0     | ng/mL0 | .20 | U  |
|                | 11CL-PF3OUDS0 | .0     | ng/mL0 | .20 | U  |
|                | 13C4-PFBA0    | 7.790  | ng/mL0 |     |    |

## ANALYSIS SEQUENCE BLANKS

Laboratory:N APPL, L CL SDG:N  
 Client:N Tidewater, Inc.L Project:N NASA JPL SIL  
 Sequence:N SB03860L Instrument:N SaphiraL  
 Calibration:N 2251019L

| Lab Sample IDN | AnalyteN      | FoundN | UnitsN | RLN | CN |
|----------------|---------------|--------|--------|-----|----|
| SB03860-CCB30  | 13C5-PFPEA0   | 4.060  | ng/mL0 |     |    |
|                | 13C5-PFHXA0   | 1.990  | ng/mL0 |     |    |
|                | 13C4-PFHPA0   | 1.890  | ng/mL0 |     |    |
|                | 13C8-PFOA0    | 1.880  | ng/mL0 |     |    |
|                | 13C9-PFNA0    | 1.020  | ng/mL0 |     |    |
|                | 13C6-PFDA0    | 1.010  | ng/mL0 |     |    |
|                | 13C7-PFUnA0   | 1.070  | ng/mL0 |     |    |
|                | 13C2-PFDOA    | 0.9930 | ng/mL0 |     |    |
|                | 13C2-PFTEDA0  | 1.060  | ng/mL0 |     |    |
|                | 13C3-PFBS0    | 2.170  | ng/mL0 |     |    |
|                | 13C3-PFHXS0   | 2.20   | ng/mL0 |     |    |
|                | 13C8-PFOS0    | 2.120  | ng/mL0 |     |    |
|                | 13C2-4:2FTS0  | 4.740  | ng/mL0 |     |    |
|                | 13C2-6:2FTS0  | 4.220  | ng/mL0 |     |    |
|                | 13C2-8:2FTS0  | 4.690  | ng/mL0 |     |    |
|                | 13C8-PFOSA0   | 2.360  | ng/mL0 |     |    |
|                | D3-NMEFOSA0   | 2.520  | ng/mL0 |     |    |
|                | D5-NETFOSA0   | 2.80   | ng/mL0 |     |    |
|                | D3-NMEFOSAA0  | 4.130  | ng/mL0 |     |    |
|                | D5-NETFOSAA0  | 4.760  | ng/mL0 |     |    |
|                | D7-NMEFOSE0   | 27.90  | ng/mL0 |     |    |
|                | D9-NETFOSSE0  | 26.50  | ng/mL0 |     |    |
|                | 13C3-HFPO-DA0 | 8.180  | ng/mL0 |     |    |



Chemist: ABK  
 Instrument: Saphira  
 Type: Sciex Q3 5500

Sample I.D.: SB03860-CCB3  
 DF, IV: 1, 10.0µL  
 Acquisition Method: 1633 2022-12-13.dam

Quant Method: 1633 - S2022-12-15A  
 Path: S2022-12-15C (28)  
 Acquired: 2022/12/16 - 05:43

| Analyte | (Q1 / Q3)<br>Area Counts*min                     | R.T.<br>(R.T [min], R.R.T.)<br>(ΔRT-[min], ΔRT-<br>CV[min], ΔRT ion[s]) | S / N      | Ion Ratio<br>IR Vs MP%<br>IR Vs CV% | Concentration<br>[ True ] ng/mL | Q.C.<br>Rec.<br>{Area%CV} | Primary<br>Transition | Confirmation<br>Transition | Flag |
|---------|--|---|------------|-------------------------------------|---------------------------------|---------------------------|-----------------------|----------------------------|------|
| PFBA    | (212.9 / 169.0)<br>N/A                           | (N/A, N/A)<br>(N/A, N/A, N/A)   | N/A        | N/A<br>0.0<br>0.0                   | 0.0000                          | N/A                       |                       |                            |      |
| PFPeA   | (262.9 / 219.0)<br>N/A<br>(262.9 / 69.0)<br>N/A  | (N/A, N/A)<br>(N/A, N/A, N/A)   | N/A<br>N/A | N/A<br>0.0<br>0.0                   | 0.0000                          | N/A                       |                       |                            |      |
| PFHxA   | (313.0 / 269.0)<br>N/A<br>(313.0 / 119.0)<br>N/A | (N/A, N/A)<br>(N/A, N/A, N/A)   | N/A<br>N/A | N/A<br>0.0<br>0.0                   | 0.0000                          | N/A                       |                       |                            |      |
| PFHpA   | (363.0 / 319.0)<br>N/A<br>(363.0 / 169.0)<br>N/A | (N/A, N/A)<br>(N/A, N/A, N/A)   | N/A<br>N/A | N/A<br>0.0<br>0.0                   | 0.0000                          | N/A                       |                       |                            |      |
| PFOA    | (413.0 / 369.0)<br>N/A<br>(413.0 / 169.0)<br>N/A | (N/A, N/A)<br>(N/A, N/A, N/A)   | N/A<br>N/A | N/A<br>0.0<br>0.0                   | 0.0000                          | N/A                       |                       |                            |      |
| PFNA    | (463.0 / 419.0)<br>N/A<br>(463.0 / 169.0)<br>N/A | (N/A, N/A)<br>(N/A, N/A, N/A)   | N/A<br>N/A | N/A<br>0.0<br>0.0                   | 0.0000                          | N/A                       |                       |                            |      |
| PFDA    | (513.0 / 469.0)<br>N/A<br>(513.0 / 169.0)<br>N/A | (N/A, N/A)<br>(N/A, N/A, N/A)   | N/A<br>N/A | N/A<br>0.0<br>0.0                   | 0.0000                          | N/A                       |                       |                            |      |
| PFUnA   | (563.0 / 519.0)<br>N/A<br>(563.0 / 169.0)<br>N/A | (N/A, N/A)<br>(N/A, N/A, N/A)   | N/A<br>N/A | N/A<br>0.0<br>0.0                   | 0.0000                          | N/A                       |                       |                            |      |
| PFDoA   | (613.0 / 569.0)<br>N/A<br>(613.0 / 169.0)<br>N/A | (N/A, N/A)<br>(N/A, N/A, N/A)   | N/A<br>N/A | N/A<br>0.0<br>0.0                   | 0.0000                          | N/A                       |                       |                            |      |
| PFTTrDA | (663.0 / 619.0)<br>N/A<br>(663.0 / 169.0)<br>N/A | (N/A, N/A)<br>(N/A, N/A, N/A)   | N/A<br>N/A | N/A<br>0.0<br>0.0                   | 0.0000                          | N/A                       |                       |                            |      |
| PFTeDA  | (713.0 / 669.0)<br>N/A<br>(713.0 / 169.0)<br>N/A | (N/A, N/A)<br>(N/A, N/A, N/A)   | N/A<br>N/A | N/A<br>0.0<br>0.0                   | 0.0000                          | N/A                       |                       |                            |      |



Chemist: ABK  
 Instrument: Saphira  
 Type: Sciex Q3 5500

Sample I.D.: SB03860-CCB3  
 DF, IV: 1, 10.0µL  
 Acquisition Method: 1633 2022-12-13.dam

Quant Method: 1633 - S2022-12-15A  
 Path: S2022-12-15C (28)  
 Acquired: 2022/12/16 - 05:43

| Analyte | (Q1 / Q3)<br>Area Counts*min                        | R.T.<br>(R.T [min], R.R.T.)<br>(ΔRT-[min], ΔRT-<br>CV[min], ΔRT ion[s]) | S / N      | Ion Ratio<br>IR Vs MP%<br>IR Vs CV% | Concentration<br>[ True ] ng/mL | Q.C.<br>Rec.<br>{Area%CV} | Primary<br>Transition | Confirmation<br>Transition | Flag |
|---------|---|---|------------|-------------------------------------|---------------------------------|---------------------------|-----------------------|----------------------------|------|
| PFBS    | ( 298.9 / 80.0 )<br>N/A<br>( 298.9 / 99.0 )<br>N/A  | ( N/A , N/A )<br>( N/A , N/A , N/A )                                    | N/A<br>N/A | N/A<br>0.0<br>0.0                   | 0.0000                          | N/A                       |                       |                            |      |
| PFPeS   | ( 349.0 / 80.0 )<br>N/A<br>( 349.0 / 99.0 )<br>N/A  | ( N/A , N/A )<br>( N/A , N/A , N/A )                                    | N/A<br>N/A | N/A<br>0.0<br>0.0                   | 0.0000                          | N/A                       |                       |                            |      |
| PFHxS   | ( 399.0 / 80.0 )<br>N/A<br>( 399.0 / 99.0 )<br>N/A  | ( N/A , N/A )<br>( N/A , N/A , N/A )                                    | N/A<br>N/A | N/A<br>0.0<br>0.0                   | 0.0000                          | N/A                       |                       |                            |      |
| PFHpS   | ( 449.0 / 80.0 )<br>N/A<br>( 449.0 / 99.0 )<br>N/A  | ( N/A , N/A )<br>( N/A , N/A , N/A )                                    | N/A<br>N/A | N/A<br>0.0<br>0.0                   | 0.0000                          | N/A                       |                       |                            |      |
| PFOS    | ( 499.0 / 80.0 )<br>N/A<br>( 499.0 / 99.0 )<br>N/A  | ( N/A , N/A )<br>( N/A , N/A , N/A )                                    | N/A<br>N/A | N/A<br>0.0<br>0.0                   | 0.0000                          | N/A                       |                       |                            |      |
| PFNS    | ( 549.0 / 80.0 )<br>N/A<br>( 549.0 / 99.0 )<br>N/A  | ( N/A , N/A )<br>( N/A , N/A , N/A )                                    | N/A<br>N/A | N/A<br>0.0<br>0.0                   | 0.0000                          | N/A                       |                       |                            |      |
| PFDs    | ( 599.0 / 80.0 )<br>N/A<br>( 599.0 / 99.0 )<br>N/A  | ( N/A , N/A )<br>( N/A , N/A , N/A )                                    | N/A<br>N/A | N/A<br>0.0<br>0.0                   | 0.0000                          | N/A                       |                       |                            |      |
| PFDoS   | ( 698.9 / 80.0 )<br>N/A<br>( 698.9 / 99.0 )<br>N/A  | ( N/A , N/A )<br>( N/A , N/A , N/A )                                    | N/A<br>N/A | N/A<br>0.0<br>0.0                   | 0.0000                          | N/A                       |                       |                            |      |
| 4:2FTS  | ( 327.0 / 307.0 )<br>N/A<br>( 327.0 / 81.0 )<br>N/A | ( N/A , N/A )<br>( N/A , N/A , N/A )                                    | N/A<br>N/A | N/A<br>0.0<br>0.0                   | 0.0000                          | N/A                       |                       |                            |      |
| 6:2FTS  | ( 427.0 / 407.0 )<br>N/A<br>( 427.0 / 81.0 )<br>N/A | ( N/A , N/A )<br>( N/A , N/A , N/A )                                    | N/A<br>N/A | N/A<br>0.0<br>0.0                   | 0.0000                          | N/A                       |                       |                            |      |
| 8:2FTS  | ( 527.0 / 507.0 )<br>N/A<br>( 527.0 / 81.0 )<br>N/A | ( N/A , N/A )<br>( N/A , N/A , N/A )                                    | N/A<br>N/A | N/A<br>0.0<br>0.0                   | 0.0000                          | N/A                       |                       |                            |      |



Chemist: ABK  
 Instrument: Saphira  
 Type: Sciex Q3 5500

Sample I.D.: SB03860-CCB3  
 DF, IV: 1, 10.0µL  
 Acquisition Method: 1633 2022-12-13.dam

Quant Method: 1633 - S2022-12-15A  
 Path: S2022-12-15C (28)  
 Acquired: 2022/12/16 - 05:43

| Analyte      | (Q1 / Q3)<br>Area Counts*min                     | R.T.<br>(R.T [min], R.R.T.)<br>(ΔRT-I[min], ΔRT-CV[min], ΔRT ion[s]) | S / N      | Ion Ratio<br>IR Vs MP%<br>IR Vs CV% | Concentration<br>[ True ] ng/mL | Q.C.<br>Rec.<br>{Area%CV} | Primary<br>Transition | Confirmation<br>Transition | Flag |
|--------------|--|--|------------|-------------------------------------|---------------------------------|---------------------------|-----------------------|----------------------------|------|
| PFOSA        | (498.0 / 78.0)<br>N/A<br>(498.0 / 478.0)<br>N/A  | (N/A, N/A)<br>(N/A, N/A, N/A)  | N/A<br>N/A | N/A<br>0.0<br>0.0                   | 0.0000                          | N/A                       |                       |                            |      |
| NMeFOSA      | (511.9 / 219.0)<br>N/A<br>(511.9 / 169.0)<br>N/A | (N/A, N/A)<br>(N/A, N/A, N/A)  | N/A<br>N/A | N/A<br>0.0<br>0.0                   | 0.0000                          | N/A                       |                       |                            |      |
| NEtFOSA      | (526.0 / 219.0)<br>N/A<br>(526.0 / 169.0)<br>N/A | (N/A, N/A)<br>(N/A, N/A, N/A)  | N/A<br>N/A | N/A<br>0.0<br>0.0                   | 0.0000                          | N/A                       |                       |                            |      |
| NMeFOSAA     | (570.0 / 419.0)<br>N/A<br>(570.0 / 483.0)<br>N/A | (N/A, N/A)<br>(N/A, N/A, N/A)  | N/A<br>N/A | N/A<br>0.0<br>0.0                   | 0.0000                          | N/A                       |                       |                            |      |
| NEtFOSAA     | (584.0 / 419.0)<br>N/A<br>(584.0 / 526.0)<br>N/A | (N/A, N/A)<br>(N/A, N/A, N/A)  | N/A<br>N/A | N/A<br>0.0<br>0.0                   | 0.0000                          | N/A                       |                       |                            |      |
| NMeFOSE      | (616.1 / 59.0)<br>N/A                            | (N/A, N/A)<br>(N/A, N/A, N/A)  | N/A        | N/A<br>0.0<br>0.0                   | 0.0000                          | N/A                       |                       |                            |      |
| NEtFOSE      | (630.0 / 59.0)<br>N/A                            | (N/A, N/A)<br>(N/A, N/A, N/A)  | N/A        | N/A<br>0.0<br>0.0                   | 0.0000                          | N/A                       |                       |                            |      |
| HFPO-DA      | (285.0 / 169.0)<br>N/A<br>(285.0 / 185.0)<br>N/A | (N/A, N/A)<br>(N/A, N/A, N/A)  | N/A<br>N/A | N/A<br>0.0<br>0.0                   | 0.0000                          | N/A                       |                       |                            |      |
| ADONA        | (377.0 / 85.0)<br>N/A<br>(377.0 / 251.0)<br>N/A  | (N/A, N/A)<br>(N/A, N/A, N/A)  | N/A<br>N/A | N/A<br>0.0<br>0.0                   | 0.0000                          | N/A                       |                       |                            |      |
| 9CI-Pf3ONS   | (531.0 / 351.0)<br>N/A<br>(533.0 / 353.0)<br>N/A | (N/A, N/A)<br>(N/A, N/A, N/A)  | N/A<br>N/A | N/A<br>0.0<br>0.0                   | 0.0000                          | N/A                       |                       |                            |      |
| 11CI-PF3OUDS | (631.0 / 451.0)<br>N/A<br>(633.0 / 453.0)<br>N/A | (N/A, N/A)<br>(N/A, N/A, N/A)  | N/A<br>N/A | N/A<br>0.0<br>0.0                   | 0.0000                          | N/A                       |                       |                            |      |

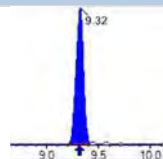
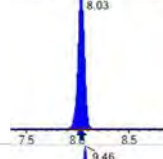
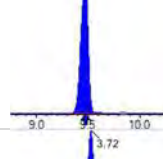
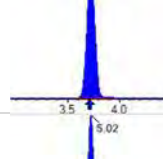
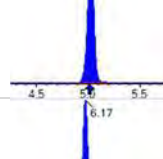
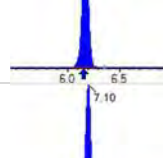
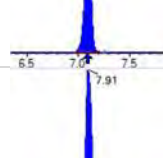
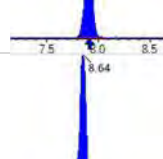
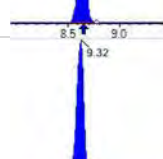
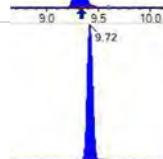



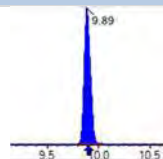
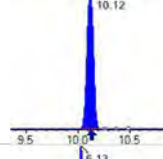
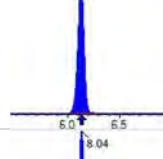
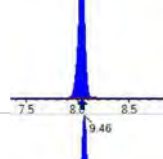
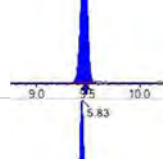
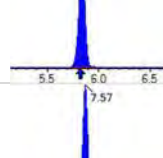
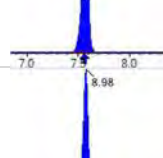
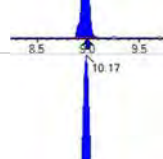
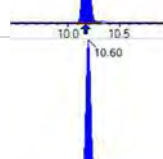
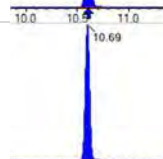

Chemist: ABK  
 Instrument: Saphira  
 Type: Sciex Q3 5500

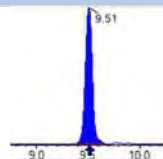
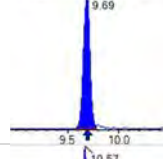
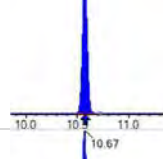
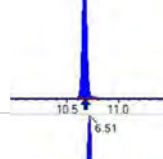
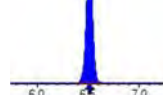
Sample I.D.: SB03860-CCB3  
 DF, IV: 1, 10.0µL  
 Acquisition Method: 1633 2022-12-13.dam

Quant Method: 1633 - S2022-12-15A  
 Path: S2022-12-15C (28)  
 Acquired: 2022/12/16 - 05:43

| Analyte        | (Q1 / Q3)<br>Area Counts*min                     | R.T.<br>(R.T [min], R.R.T.)<br>(ΔRT-I[min], ΔRT-CV[min], ΔRT ion[s]) | S / N      | Ion Ratio<br>IR Vs MP%<br>IR Vs CV% | Concentration<br>[ True ] ng/mL | Q.C.<br>Rec.<br>{Area%CV} | Primary<br>Transition | Confirmation<br>Transition | Flag |
|----------------|--|--|------------|-------------------------------------|---------------------------------|---------------------------|-----------------------|----------------------------|------|
| 3:3FTCA        | (241.0 / 177.0)<br>N/A<br>(241.0 / 117.0)<br>N/A | (N/A, N/A)<br>(N/A, N/A, N/A)  | N/A<br>N/A | N/A<br>0.0<br>0.0                   | 0.0000                          | N/A                       |                       |                            |      |
| 5:3FTCA        | (341.0 / 236.7)<br>N/A<br>(341.0 / 217.0)<br>N/A | (N/A, N/A)<br>(N/A, N/A, N/A)  | N/A<br>N/A | N/A<br>0.0<br>0.0                   | 0.0000                          | N/A                       |                       |                            |      |
| 7:3FTCA        | (441.0 / 317.0)<br>N/A<br>(441.0 / 337.0)<br>N/A | (N/A, N/A)<br>(N/A, N/A, N/A)  | N/A<br>N/A | N/A<br>0.0<br>0.0                   | 0.0000                          | N/A                       |                       |                            |      |
| PFEESA         | (315.0 / 135.0)<br>N/A<br>(315.0 / 83.0)<br>N/A  | (N/A, N/A)<br>(N/A, N/A, N/A)  | N/A<br>N/A | N/A<br>0.0<br>0.0                   | 0.0000                          | N/A                       |                       |                            |      |
| PFMPA          | (229.0 / 85.0)<br>N/A                            | (N/A, N/A)<br>(N/A, N/A, N/A)  | N/A        | N/A<br>0.0<br>0.0                   | 0.0000                          | N/A                       |                       |                            |      |
| PFMBA          | (279.0 / 85.0)<br>N/A                            | (N/A, N/A)<br>(N/A, N/A, N/A)  | N/A        | N/A<br>0.0<br>0.0                   | 0.0000                          | N/A                       |                       |                            |      |
| NFDHA          | (201.0 / 85.0)<br>N/A<br>(295.0 / 201.0)<br>N/A  | (N/A, N/A)<br>(N/A, N/A, N/A)  | N/A<br>N/A | N/A<br>0.0<br>0.0                   | 0.0000                          | N/A                       |                       |                            |      |
| 13C3_PFBA_IIS  | (216.0 / 172.0)<br>85510                         | (3.73, N/A)<br>(N/A, 0.04, N/A)                                      | 694.6      | N/A                                 | 0.9780<br>[ 1.0000 ]            | 97.8%<br>{ 102.8% }       |                       |                            |      |
| 13C2_PFHxA_IIS | (315.1 / 270.0)<br>129305                        | (6.17, N/A)<br>(N/A, 0.03, N/A)                                      | 283.4      | N/A                                 | 0.9827<br>[ 1.0000 ]            | 98.3%<br>{ 97.9% }        |                       |                            |      |
| 13C4_PFOA_IIS  | (417.0 / 372.0)<br>121938                        | (7.91, N/A)<br>(N/A, 0.03, N/A)                                      | 597.4      | N/A                                 | 0.9742<br>[ 1.0000 ]            | 97.4%<br>{ 99.6% }        |                       |                            |      |
| 13C5_PFNA_IIS  | (468.0 / 423.0)<br>88222                         | (8.65, N/A)<br>(N/A, 0.03, N/A)                                      | 404.3      | N/A                                 | 0.8838<br>[ 1.0000 ]            | 88.4%<br>{ 91.7% }        |                       |                            |      |

| Analyte        | (Q1 / Q3)<br>Area Counts*min | R.T.<br>(R.T [min], R.R.T.)<br>( $\Delta$ RT-[min], $\Delta$ RT-<br>CV[min], $\Delta$ RT ion[s]) | S / N | Ion Ratio<br>IR Vs MP%<br>IR Vs CV% | Concentration<br>[ True ] ng/mL | Q.C.<br>Rec.<br>{Area%CV} | Primary<br>Transition   | Confirmation<br>Transition | Flag |
|----------------|------------------------------|--|-------|-------------------------------------|---------------------------------|---------------------------|---|----------------------------|------|
| 13C2_PFDA_IIS  | (515.1 / 470.1)<br>100997    | (9.32, N/A)<br>(N/A, 0.03, N/A)  | 290.6 | N/A                                 | 0.9739<br>[ 1.0000 ]            | 97.4%<br>{ 101.2% }       |    |                            |      |
| 18O2_PFHxS_IIS | (403.0 / 83.9)<br>208947     | (8.03, N/A)<br>(N/A, 0.03, N/A)  | 993.2 | N/A                                 | 0.8832<br>[ 1.0000 ]            | 88.3%<br>{ 94.1% }        |    |                            |      |
| 13C4_PFOS_IIS  | (502.8 / 79.9)<br>163680     | (9.46, N/A)<br>(N/A, 0.03, N/A)  | 447.9 | N/A                                 | 0.8159<br>[ 1.0000 ]            | 81.6%<br>{ 82.8% }        |    |                            |      |
| 13C4_PFBA_EIS  | (217.0 / 172.0)<br>689925    | (3.72, N/A)<br>(N/A, 0.04, N/A)  | 850.2 | N/A                                 | 7.7931<br>[ 8.0000 ]            | 97.4%<br>{ 102.7% }       |    |                            |      |
| 13C5_PFPeA_EIS | (267.9 / 223.0)<br>386326    | (5.02, N/A)<br>(N/A, 0.04, N/A)  | 840.0 | N/A                                 | 4.0582<br>[ 4.0000 ]            | 101.5%<br>{ 101.5% }      |   |                            |      |
| 13C5_PFHxA_EIS | (318.0 / 273.0)<br>303518    | (6.17, N/A)<br>(N/A, 0.04, N/A)  | 635.6 | N/A                                 | 1.9940<br>[ 2.0000 ]            | 99.7%<br>{ 106.5% }       |  |                            |      |
| 13C4_PFHpA_EIS | (367.0 / 322.0)<br>254504    | (7.10, N/A)<br>(N/A, 0.04, N/A)  | 542.2 | N/A                                 | 1.8925<br>[ 2.0000 ]            | 94.6%<br>{ 97.3% }        |  |                            |      |
| 13C8_PFOA_EIS  | (421.0 / 376.0)<br>253293    | (7.91, N/A)<br>(N/A, 0.03, N/A)  | 604.2 | N/A                                 | 1.8799<br>[ 2.0000 ]            | 94.0%<br>{ 100.5% }       |  |                            |      |
| 13C9_PFNA_EIS  | (472.0 / 427.0)<br>98029     | (8.64, N/A)<br>(N/A, 0.03, N/A)  | 530.7 | N/A                                 | 1.0173<br>[ 1.0000 ]            | 101.7%<br>{ 104.0% }      |  |                            |      |
| 13C6_PFDA_EIS  | (519.0 / 474.0)<br>138646    | (9.32, N/A)<br>(N/A, 0.03, N/A)  | 325.3 | N/A                                 | 1.0131<br>[ 1.0000 ]            | 101.3%<br>{ 106.1% }      |  |                            |      |
| 13C7_PFUnA_EIS | (570.0 / 525.0)<br>209971    | (9.72, N/A)<br>(N/A, 0.02, N/A)  | 485.4 | N/A                                 | 1.0656<br>[ 1.0000 ]            | 106.6%<br>{ 140.3% }      |  |                            |      |

| Analyte         | (Q1 / Q3)<br>Area Counts*min | R.T.<br>(R.T [min], R.R.T.)<br>( $\Delta$ RT-[min], $\Delta$ RT-<br>CV[min], $\Delta$ RT ion[s]) | S / N  | Ion Ratio<br>IR Vs MP%<br>IR Vs CV% | Concentration<br>[ True ] ng/mL | Q.C.<br>Rec.<br>{Area%CV} | Primary<br>Transition   | Confirmation<br>Transition | Flag |
|-----------------|------------------------------|--|--------|-------------------------------------|---------------------------------|---------------------------|---|----------------------------|------|
| 13C2_PFDa_EIS   | (615.0 / 570.0)<br>220583    | (9.89, N/A)<br>(N/A, 0.01, N/A)  | 690.5  | N/A                                 | 0.9926<br>[ 1.0000 ]            | 99.3%<br>{ 91.2% }        |    |                            |      |
| 13C2_PFTeDA_EIS | (715.0 / 670.0)<br>143396    | (10.12, N/A)<br>(N/A, 0.01, N/A)   | 357.9  | N/A                                 | 1.0617<br>[ 1.0000 ]            | 106.2%<br>{ 108.2% }      |    |                            |      |
| 13C3_PFBs_EIS   | (302.0 / 80.0)<br>741089     | (6.13, N/A)<br>(N/A, 0.04, N/A)  | 1029.9 | N/A                                 | 2.1717<br>[ 2.0000 ]            | 108.6%<br>{ 99.5% }       |    |                            |      |
| 13C3_PFHxS_EIS  | (402.0 / 80.0)<br>388893     | (8.04, N/A)<br>(N/A, 0.03, N/A)  | 797.6  | N/A                                 | 2.1975<br>[ 2.0000 ]            | 109.9%<br>{ 107.9% }      |    |                            |      |
| 13C8_PFOS_EIS   | (507.0 / 80.0)<br>569205     | (9.46, N/A)<br>(N/A, 0.02, N/A)  | 423.1  | N/A                                 | 2.1170<br>[ 2.0000 ]            | 105.8%<br>{ 91.8% }       |   |                            |      |
| 13C2_4:2FTS_EIS | (329.0 / 81.0)<br>91204      | (5.83, N/A)<br>(N/A, 0.03, N/A)  | 734.1  | N/A                                 | 4.7397<br>[ 4.0000 ]            | 118.5%<br>{ 100.0% }      |  |                            |      |
| 13C2_6:2FTS_EIS | (429.0 / 81.0)<br>104098     | (7.57, N/A)<br>(N/A, 0.04, N/A)  | 696.3  | N/A                                 | 4.2214<br>[ 4.0000 ]            | 105.5%<br>{ 93.9% }       |  |                            |      |
| 13C2_8:2FTS_EIS | (529.0 / 81.0)<br>103610     | (8.98, N/A)<br>(N/A, 0.03, N/A)  | 458.1  | N/A                                 | 4.6866<br>[ 4.0000 ]            | 117.2%<br>{ 97.1% }       |  |                            |      |
| 13C8_PFOsa_EIS  | (506.0 / 78.0)<br>923705     | (10.17, N/A)<br>(N/A, 0.01, N/A)   | 744.5  | N/A                                 | 2.3606<br>[ 2.0000 ]            | 118.0%<br>{ 101.0% }      |  |                            |      |
| D3_NMeFOSA_EIS  | (515.0 / 169.0)<br>245777    | (10.60, N/A)<br>(N/A, 0.01, N/A)   | 1049.3 | N/A                                 | 2.5212<br>[ 2.0000 ]            | 126.1%<br>{ 101.9% }      |  |                            |      |
| D5_NeIFOSA_EIS  | (531.1 / 169.0)<br>254809    | (10.69, N/A)<br>(N/A, 0.01, N/A)   | 1070.2 | N/A                                 | 2.7992<br>[ 2.0000 ]            | 140.0%<br>{ 108.5% }      |  |                            |      |

| Analyte         | (Q1 / Q3)<br>Area Counts*min | R.T.<br>(R.T [min], R.R.T.)<br>( $\Delta$ RT-I[ $\mu$ min], $\Delta$ RT-<br>CV[ $\mu$ min], $\Delta$ RT ion[s]) | S / N | Ion Ratio<br>IR Vs MP%<br>IR Vs CV% | Concentration<br>[ True ] ng/mL | Q.C.<br>Rec.<br>{Area%CV} | Primary<br>Transition  | Confirmation<br>Transition | Flag |
|-----------------|------------------------------|---|-------|-------------------------------------|---------------------------------|---------------------------|--|----------------------------|------|
| D3_MeFOSAA_EIS  | (573.0 / 419.0)<br>260636    | (9.51, N/A)<br>(N/A, 0.02, N/A)   | 246.8 | N/A                                 | 4.1324<br>[ 4.0000 ]            | 103.3%<br>{ 94.9% }       |   |                            |      |
| D5_EtFOSAA_EIS  | (589.0 / 419.0)<br>249300    | (9.69, N/A)<br>(N/A, 0.02, N/A)   | 291.7 | N/A                                 | 4.7560<br>[ 4.0000 ]            | 118.9%<br>{ 102.9% }      |   |                            |      |
| D7_NMeFOSE_EIS  | (623.2 / 58.9)<br>522992     | (10.57, N/A)<br>(N/A, 0.01, N/A)  | 877.1 | N/A                                 | 27.8902<br>[ 20.0000 ]          | 139.5%<br>{ 113.6% }      |   |                            |      |
| D9_NEtFOSE_EIS  | (639.2 / 58.9)<br>267218     | (10.67, N/A)<br>(N/A, 0.01, N/A)  | 751.4 | N/A                                 | 26.4631<br>[ 20.0000 ]          | 132.3%<br>{ 98.5% }       |   |                            |      |
| 13C3_HFPODA_EIS | (287.0 / 169.0)<br>758199    | (6.51, N/A)<br>(N/A, 0.04, N/A)   | 842.5 | N/A                                 | 8.1810<br>[ 8.0000 ]            | 102.3%<br>{ 106.2% }      |  |                            |      |

## ANALYSIS SEQUENCE BLANKSN

Laboratory:N APPL, L CL SDG:N  
 Client:N Tidewater, Inc.L Project:N NASA JPL SIL  
 Sequence:N SB04003L Instrument:N SaphiraL  
 Calibration:N 2253011L

| Lab Sample IDN | AnalyteN      | FoundN | UnitsN | RLN | CN |
|----------------|---------------|--------|--------|-----|----|
| SB040 3-CCB10  | PFBA          | .0     | ng/mL0 | .40 | U  |
|                | PFPEA         | .0     | ng/mL0 | .20 | U  |
|                | PFHXA         | .0     | ng/mL0 | .10 | U  |
|                | PFHPA         | .0     | ng/mL0 | .10 | U  |
|                | PFOA          | .0     | ng/mL0 | .10 | U  |
|                | PFNA          | .0     | ng/mL0 | .10 | U  |
|                | PFDA          | .0     | ng/mL0 | .10 | U  |
|                | PFUnA         | .0     | ng/mL0 | .10 | U  |
|                | PFDOA         | .0     | ng/mL0 | .10 | U  |
|                | PFTRDA        | .0     | ng/mL0 | .10 | U  |
|                | PFTEDA        | .0     | ng/mL0 | .10 | U  |
|                | PFBS0         | .0     | ng/mL0 | .10 | U  |
|                | PFPE0         | .0     | ng/mL0 | .10 | U  |
|                | PFHXS0        | .0     | ng/mL0 | .10 | U  |
|                | PFHPS0        | .0     | ng/mL0 | .10 | U  |
|                | PFOS0         | .0     | ng/mL0 | .10 | U  |
|                | PFNS0         | .0     | ng/mL0 | .10 | U  |
|                | PFDS0         | .0     | ng/mL0 | .10 | U  |
|                | 4:2FTS0       | .0     | ng/mL0 | .40 | U  |
|                | 6:2FTS0       | .0     | ng/mL0 | .40 | U  |
|                | 8:2FTS0       | .0     | ng/mL0 | .40 | U  |
|                | PFOSA         | .0     | ng/mL0 | .40 | U  |
|                | NMeFOSA       | .0     | ng/mL0 | .40 | U  |
|                | NEtFOSA       | .0     | ng/mL0 | .40 | U  |
|                | NMeFOSAA      | .0     | ng/mL0 | .10 | U  |
|                | NEtFOSAA      | .0     | ng/mL0 | .10 | U  |
|                | NMeFOSE0      | .0     | ng/mL0 | .40 | U  |
|                | NEtFOSE0      | .0     | ng/mL0 | .40 | U  |
|                | HFPO-DA       | .0     | ng/mL0 | .20 | U  |
|                | ADONA         | .0     | ng/mL0 | .20 | U  |
|                | 9CL-PF3ONS0   | .0     | ng/mL0 | .20 | U  |
|                | 11CL-PF3OUDS0 | .0     | ng/mL0 | .20 | U  |
|                | 13C4-PFBA     | 7.90   | ng/mL0 |     |    |

## ANALYSIS SEQUENCE BLANKSN

|               |                  |              |              |
|---------------|------------------|--------------|--------------|
| Laboratory:N  | APPL, L CL       | SDG:N        |              |
| Client:N      | Tidewater, Inc.L | Project:N    | NASA JPL SIL |
| Sequence:N    | SB04003L         | Instrument:N | SaphiraL     |
| Calibration:N | 2253011L         |              |              |

| Lab Sample IDN | AnalyteN     | FoundN | UnitsN | RLN | CN |
|----------------|--------------|--------|--------|-----|----|
| SB040 3-CCB10  | 13C5-PFPEA   | 4.20   | ng/mL0 |     |    |
|                | 13C5-PFHXA   | 2.040  | ng/mL0 |     |    |
|                | 13C4-PFHPA   | 2.060  | ng/mL0 |     |    |
|                | 13C8-PFOA    | 2.030  | ng/mL0 |     |    |
|                | 13C9-PFNA    | 1.010  | ng/mL0 |     |    |
|                | 13C6-PFDA    | .8580  | ng/mL0 |     |    |
|                | 13C7-PFUnA   | 1.040  | ng/mL0 |     |    |
|                | 13C2-PFDOA   | 1.050  | ng/mL0 |     |    |
|                | 13C2-PFTEDA  | 1.120  | ng/mL0 |     |    |
|                | 13C3-PFBS0   | 2.160  | ng/mL0 |     |    |
|                | 13C3-PFHXS0  | 1.880  | ng/mL0 |     |    |
|                | 13C8-PFOS0   | 1.970  | ng/mL0 |     |    |
|                | 13C2-4:2FTS0 | 4.970  | ng/mL0 |     |    |
|                | 13C2-6:2FTS0 | 4.550  | ng/mL0 |     |    |
|                | 13C2-8:2FTS0 | 3.290  | ng/mL0 |     |    |
|                | 13C8-PFOSA   | 2.240  | ng/mL0 |     |    |
|                | D3-NMEFOSA   | 2.160  | ng/mL0 |     |    |
|                | D5-NETFOSA   | 2.250  | ng/mL0 |     |    |
|                | D3-NMEFOSAA  | 4.170  | ng/mL0 |     |    |
|                | D5-NETFOSAA  | 4.810  | ng/mL0 |     |    |
|                | D7-NMEFOSE0  | 24.80  | ng/mL0 |     |    |
|                | D9-NETFOS0   | 27.0   | ng/mL0 |     |    |
|                | 13C3-HFPO-DA | 7.860  | ng/mL0 |     |    |



Chemist: HGH  
 Instrument: Saphira  
 Type: Sciex Q3 5500

Sample I.D.: SB04003-CCB1  
 DF, IV: 1, 10.0µL  
 Acquisition Method: 1633 2022-12-27.dam

Quant Method: 1633 - S2022-12-29A  
 Path: S2022-12-30A (1)  
 Acquired: 2022/12/30 - 04:02

| Analyte | (Q1 / Q3)<br>Area Counts*min                     | R.T.<br>(R.T [min], R.R.T.)<br>(ΔRT-Imin, ΔRT-CVmin,<br>ΔRT ion[s]) | S / N      | Ion Ratio<br>IR Vs MP%<br>IR Vs CV% | Concentration<br>True ng/mL | Q.C.<br>Rec.<br>{Area%CV} | Primary<br>Transition | Confirmation<br>Transition | Flag |
|---------|--|---|------------|-------------------------------------|-----------------------------|---------------------------|-----------------------|----------------------------|------|
| PFBA    | (213.0 / 169.0)<br>N/A                           | (N/A, N/A)<br>(N/A, N/A, N/A)                                       | N/A        | N/A<br>0.0<br>0.0                   | 0.0000                      | N/A                       |                       |                            |      |
| PFPeA   | (263.0 / 219.0)<br>N/A<br>(263.0 / 69.0)<br>N/A  | (N/A, N/A)<br>(N/A, N/A, N/A)                                       | N/A<br>N/A | N/A<br>0.0<br>0.0                   | 0.0000                      | N/A                       |                       |                            |      |
| PFHxA   | (313.0 / 269.0)<br>N/A<br>(313.0 / 119.0)<br>N/A | (N/A, N/A)<br>(N/A, N/A, N/A)                                       | N/A<br>N/A | N/A<br>0.0<br>0.0                   | 0.0000                      | N/A                       |                       |                            |      |
| PFHpA   | (363.0 / 319.0)<br>N/A<br>(363.0 / 169.0)<br>N/A | (N/A, N/A)<br>(N/A, N/A, N/A)                                       | N/A<br>N/A | N/A<br>0.0<br>0.0                   | 0.0000                      | N/A                       |                       |                            |      |
| PFOA    | (413.0 / 369.0)<br>N/A<br>(413.0 / 169.0)<br>N/A | (N/A, N/A)<br>(N/A, N/A, N/A)                                       | N/A<br>N/A | N/A<br>0.0<br>0.0                   | 0.0000                      | N/A                       |                       |                            |      |
| PFNA    | (463.0 / 419.0)<br>N/A<br>(463.0 / 169.0)<br>N/A | (N/A, N/A)<br>(N/A, N/A, N/A)                                       | N/A<br>N/A | N/A<br>0.0<br>0.0                   | 0.0000                      | N/A                       |                       |                            |      |
| PFDA    | (513.0 / 469.0)<br>N/A<br>(513.0 / 169.0)<br>N/A | (N/A, N/A)<br>(N/A, N/A, N/A)                                       | N/A<br>N/A | N/A<br>0.0<br>0.0                   | 0.0000                      | N/A                       |                       |                            |      |
| PFUnA   | (563.0 / 519.0)<br>N/A<br>(563.0 / 169.0)<br>N/A | (N/A, N/A)<br>(N/A, N/A, N/A)                                       | N/A<br>N/A | N/A<br>0.0<br>0.0                   | 0.0000                      | N/A                       |                       |                            |      |
| PFDoA   | (613.0 / 569.0)<br>N/A<br>(613.0 / 169.0)<br>N/A | (N/A, N/A)<br>(N/A, N/A, N/A)                                       | N/A<br>N/A | N/A<br>0.0<br>0.0                   | 0.0000                      | N/A                       |                       |                            |      |
| PFTrDA  | (663.0 / 619.0)<br>N/A<br>(663.0 / 169.0)<br>N/A | (N/A, N/A)<br>(N/A, N/A, N/A)                                       | N/A<br>N/A | N/A<br>0.0<br>0.0                   | 0.0000                      | N/A                       |                       |                            |      |
| PFTeDA  | (713.0 / 669.0)<br>N/A<br>(713.0 / 169.0)<br>N/A | (N/A, N/A)<br>(N/A, N/A, N/A)                                       | N/A<br>N/A | N/A<br>0.0<br>0.0                   | 0.0000                      | N/A                       |                       |                            |      |



Chemist: HGH  
 Instrument: Saphira  
 Type: Sciex Q3 5500

Sample I.D.: SB04003-CCB1  
 DF, IV: 1, 10.0µL  
 Acquisition Method: 1633 2022-12-27.dam

Quant Method: 1633 - S2022-12-29A  
 Path: S2022-12-30A (1)  
 Acquired: 2022/12/30 - 04:02

| Analyte | (Q1 / Q3)<br>Area Counts*min                    | R.T.<br>(R.T [min], R.R.T.)<br>(ΔRT-Imin, ΔRT-CVmin,<br>ΔRT ion[s]) | S / N      | Ion Ratio<br>IR Vs MP%<br>IR Vs CV% | Concentration<br>True ng/mL | Q.C.<br>Rec.<br>{Area%CV} | Primary<br>Transition | Confirmation<br>Transition | Flag |
|---------|---|---|------------|-------------------------------------|-----------------------------|---------------------------|-----------------------|----------------------------|------|
| PFBS    | (299.0 / 80.0)<br>N/A<br>(299.0 / 99.0)<br>N/A  | (N/A, N/A)<br>(N/A, N/A, N/A)                                       | N/A<br>N/A | N/A<br>0.0<br>0.0                   | 0.0000                      | N/A                       |                       |                            |      |
| PFPeS   | (349.0 / 80.0)<br>N/A<br>(349.0 / 99.0)<br>N/A  | (N/A, N/A)<br>(N/A, N/A, N/A)                                       | N/A<br>N/A | N/A<br>0.0<br>0.0                   | 0.0000                      | N/A                       |                       |                            |      |
| PFHxS   | (399.0 / 80.0)<br>N/A<br>(399.0 / 99.0)<br>N/A  | (N/A, N/A)<br>(N/A, N/A, N/A)                                       | N/A<br>N/A | N/A<br>0.0<br>0.0                   | 0.0000                      | N/A                       |                       |                            |      |
| PFHpS   | (449.0 / 80.0)<br>N/A<br>(449.0 / 99.0)<br>N/A  | (N/A, N/A)<br>(N/A, N/A, N/A)                                       | N/A<br>N/A | N/A<br>0.0<br>0.0                   | 0.0000                      | N/A                       |                       |                            |      |
| PFOS    | (499.0 / 80.0)<br>N/A<br>(499.0 / 99.0)<br>N/A  | (N/A, N/A)<br>(N/A, N/A, N/A)                                       | N/A<br>N/A | N/A<br>0.0<br>0.0                   | 0.0000                      | N/A                       |                       |                            |      |
| PFNS    | (549.0 / 80.0)<br>N/A<br>(549.0 / 99.0)<br>N/A  | (N/A, N/A)<br>(N/A, N/A, N/A)                                       | N/A<br>N/A | N/A<br>0.0<br>0.0                   | 0.0000                      | N/A                       |                       |                            |      |
| PFDS    | (599.0 / 80.0)<br>N/A<br>(599.0 / 99.0)<br>N/A  | (N/A, N/A)<br>(N/A, N/A, N/A)                                       | N/A<br>N/A | N/A<br>0.0<br>0.0                   | 0.0000                      | N/A                       |                       |                            |      |
| PFDoS   | (699.0 / 80.0)<br>N/A<br>(699.0 / 99.0)<br>N/A  | (N/A, N/A)<br>(N/A, N/A, N/A)                                       | N/A<br>N/A | N/A<br>0.0<br>0.0                   | 0.0000                      | N/A                       |                       |                            |      |
| 4:2FTS  | (327.0 / 307.0)<br>N/A<br>(327.0 / 81.0)<br>N/A | (N/A, N/A)<br>(N/A, N/A, N/A)                                       | N/A<br>N/A | N/A<br>0.0<br>0.0                   | 0.0000                      | N/A                       |                       |                            |      |
| 6:2FTS  | (427.0 / 407.0)<br>N/A<br>(427.0 / 81.0)<br>N/A | (N/A, N/A)<br>(N/A, N/A, N/A)                                       | N/A<br>N/A | N/A<br>0.0<br>0.0                   | 0.0000                      | N/A                       |                       |                            |      |
| 8:2FTS  | (527.0 / 507.0)<br>N/A<br>(527.0 / 81.0)<br>N/A | (N/A, N/A)<br>(N/A, N/A, N/A)                                       | N/A<br>N/A | N/A<br>0.0<br>0.0                   | 0.0000                      | N/A                       |                       |                            |      |



Chemist: HGH  
 Instrument: Saphira  
 Type: Sciex Q3 5500

Sample I.D.: SB04003-CCB1  
 DF, IV: 1, 10.0µL  
 Acquisition Method: 1633 2022-12-27.dam

Quant Method: 1633 - S2022-12-29A  
 Path: S2022-12-30A (1)  
 Acquired: 2022/12/30 - 04:02

| Analyte      | (Q1 / Q3)<br>Area Counts*min                     | R.T.<br>(R.T [min], R.R.T.)<br>(ΔRT-Imin, ΔRT-CVmin,<br>ΔRT ion[s]) | S / N      | Ion Ratio<br>IR Vs MP%<br>IR Vs CV% | Concentration<br>True ng/mL | Q.C.<br>Rec.<br>{Area%CV} | Primary<br>Transition | Confirmation<br>Transition | Flag |
|--------------|--|---|------------|-------------------------------------|-----------------------------|---------------------------|-----------------------|----------------------------|------|
| PFOSA        | (498.0 / 78.0)<br>N/A<br>(498.0 / 478.0)<br>N/A  | (N/A, N/A)<br>(N/A, N/A, N/A)                                       | N/A<br>N/A | N/A<br>0.0<br>0.0                   | 0.0000                      | N/A                       |                       |                            |      |
| NMeFOSA      | (512.0 / 219.0)<br>N/A<br>(512.0 / 169.0)<br>N/A | (N/A, N/A)<br>(N/A, N/A, N/A)                                       | N/A<br>N/A | N/A<br>0.0<br>0.0                   | 0.0000                      | N/A                       |                       |                            |      |
| NEtFOSA      | (526.0 / 219.0)<br>N/A<br>(526.0 / 169.0)<br>N/A | (N/A, N/A)<br>(N/A, N/A, N/A)                                       | N/A<br>N/A | N/A<br>0.0<br>0.0                   | 0.0000                      | N/A                       |                       |                            |      |
| NMeFOSAA     | (570.0 / 419.0)<br>N/A<br>(570.0 / 483.0)<br>N/A | (N/A, N/A)<br>(N/A, N/A, N/A)                                       | N/A<br>N/A | N/A<br>0.0<br>0.0                   | 0.0000                      | N/A                       |                       |                            |      |
| NEtFOSAA     | (584.0 / 419.0)<br>N/A<br>(584.0 / 526.0)<br>N/A | (N/A, N/A)<br>(N/A, N/A, N/A)                                       | N/A<br>N/A | N/A<br>0.0<br>0.0                   | 0.0000                      | N/A                       |                       |                            |      |
| NMeFOSE      | (616.0 / 59.0)<br>N/A                            | (N/A, N/A)<br>(N/A, N/A, N/A)                                       | N/A        | N/A<br>0.0<br>0.0                   | 0.0000                      | N/A                       |                       |                            |      |
| NEtFOSE      | (630.0 / 59.0)<br>N/A                            | (N/A, N/A)<br>(N/A, N/A, N/A)                                       | N/A        | N/A<br>0.0<br>0.0                   | 0.0000                      | N/A                       |                       |                            |      |
| HFPO-DA      | (285.0 / 169.0)<br>N/A<br>(285.0 / 185.0)<br>N/A | (N/A, N/A)<br>(N/A, N/A, N/A)                                       | N/A<br>N/A | N/A<br>0.0<br>0.0                   | 0.0000                      | N/A                       |                       |                            |      |
| ADONA        | (377.0 / 85.0)<br>N/A<br>(377.0 / 251.0)<br>N/A  | (N/A, N/A)<br>(N/A, N/A, N/A)                                       | N/A<br>N/A | N/A<br>0.0<br>0.0                   | 0.0000                      | N/A                       |                       |                            |      |
| 9Cl-Pf3ONS   | (531.0 / 351.0)<br>N/A<br>(533.0 / 353.0)<br>N/A | (N/A, N/A)<br>(N/A, N/A, N/A)                                       | N/A<br>N/A | N/A<br>0.0<br>0.0                   | 0.0000                      | N/A                       |                       |                            |      |
| 11Cl-Pf3OUDS | (631.0 / 451.0)<br>N/A<br>(633.0 / 453.0)<br>N/A | (N/A, N/A)<br>(N/A, N/A, N/A)                                       | N/A<br>N/A | N/A<br>0.0<br>0.0                   | 0.0000                      | N/A                       |                       |                            |      |



Chemist: HGH  
 Instrument: Saphira  
 Type: Sciex Q3 5500

Sample I.D.: SB04003-CCB1  
 DF, IV: 1, 10.0µL  
 Acquisition Method: 1633 2022-12-27.dam

Quant Method: 1633 - S2022-12-29A  
 Path: S2022-12-30A (1)  
 Acquired: 2022/12/30 - 04:02

| Analyte        | (Q1 / Q3)<br>Area Counts*min                     | R.T.<br>(R.T [min], R.R.T.)<br>(ΔRT-Imin, ΔRT-CVmin,<br>ΔRT ion[s]) | S / N      | Ion Ratio<br>IR Vs MP%<br>IR Vs CV% | Concentration<br>True ng/mL | Q.C.<br>Rec.<br>{Area%CV} | Primary<br>Transition | Confirmation<br>Transition | Flag |
|----------------|--|---|------------|-------------------------------------|-----------------------------|---------------------------|-----------------------|----------------------------|------|
| 3:3FTCA        | (241.0 / 177.0)<br>N/A<br>(241.0 / 117.0)<br>N/A | (N/A, N/A)<br>(N/A, N/A, N/A)                                       | N/A<br>N/A | N/A<br>0.0<br>0.0                   | 0.0000                      | N/A                       |                       |                            |      |
| 5:3FTCA        | (341.0 / 236.7)<br>N/A<br>(341.0 / 217.0)<br>N/A | (N/A, N/A)<br>(N/A, N/A, N/A)                                       | N/A<br>N/A | N/A<br>0.0<br>0.0                   | 0.0000                      | N/A                       |                       |                            |      |
| 7:3FTCA        | (441.0 / 317.0)<br>N/A<br>(441.0 / 337.0)<br>N/A | (N/A, N/A)<br>(N/A, N/A, N/A)                                       | N/A<br>N/A | N/A<br>0.0<br>0.0                   | 0.0000                      | N/A                       |                       |                            |      |
| PFEESA         | (315.0 / 135.0)<br>N/A<br>(315.0 / 83.0)<br>N/A  | (N/A, N/A)<br>(N/A, N/A, N/A)                                       | N/A<br>N/A | N/A<br>0.0<br>0.0                   | 0.0000                      | N/A                       |                       |                            |      |
| PFMPA          | (229.0 / 85.0)<br>N/A                            | (N/A, N/A)<br>(N/A, N/A, N/A)                                       | N/A        | N/A<br>0.0<br>0.0                   | 0.0000                      | N/A                       |                       |                            |      |
| PFMBA          | (279.0 / 85.0)<br>N/A                            | (N/A, N/A)<br>(N/A, N/A, N/A)                                       | N/A        | N/A<br>0.0<br>0.0                   | 0.0000                      | N/A                       |                       |                            |      |
| NFDHA          | (295.0 / 201.0)<br>N/A<br>(295.0 / 85.0)<br>N/A  | (N/A, N/A)<br>(N/A, N/A, N/A)                                       | N/A<br>N/A | N/A<br>0.0<br>0.0                   | 0.0000                      | N/A                       |                       |                            |      |
| 13C3_PFBA_IIS  | (216.0 / 172.0)<br>244517                        | (3.63, N/A)<br>(N/A, 0.01, N/A)                                     | 513.5      | N/A                                 | 1.1354<br>[ 1.0000 ]        | 113.5%<br>{ 103.7% }      |                       |                            |      |
| 13C2_PFHxA_IIS | (315.0 / 270.0)<br>421273                        | (6.07, N/A)<br>(N/A, 0.01, N/A)                                     | 464.1      | N/A                                 | 1.1097<br>[ 1.0000 ]        | 111.0%<br>{ 102.0% }      |                       |                            |      |
| 13C4_PFOA_IIS  | (417.0 / 372.0)<br>377748                        | (7.82, N/A)<br>(N/A, 0.01, N/A)                                     | 447.8      | N/A                                 | 1.0465<br>[ 1.0000 ]        | 104.6%<br>{ 96.1% }       |                       |                            |      |
| 13C5_PFNA_IIS  | (468.0 / 423.0)<br>311510                        | (8.56, N/A)<br>(N/A, 0.01, N/A)                                     | 405.9      | N/A                                 | 1.0593<br>[ 1.0000 ]        | 105.9%<br>{ 97.1% }       |                       |                            |      |

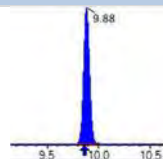
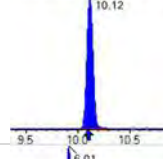
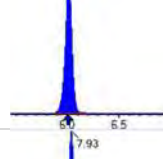
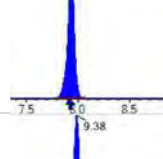
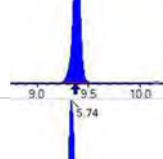
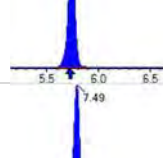
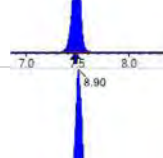
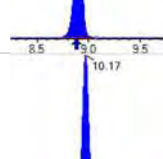
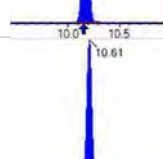
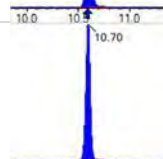



Chemist: HGH  
Instrument: Saphira  
Type: Sciex Q3 5500

Sample I.D.: SB04003-CCB1  
DF, IV: 1, 10.0µL  
Acquisition Method: 1633 2022-12-27.dam

Quant Method: 1633 - S2022-12-29A  
Path: S2022-12-30A (1)  
Acquired: 2022/12/30 - 04:02

| Analyte        | (Q1 / Q3)<br>Area Counts*min | R.T.<br>(R.T [min], R.R.T.)<br>( $\Delta$ RT-Imin, $\Delta$ RT-CVmin,<br>$\Delta$ RT ion[s]) | S / N | Ion Ratio<br>IR Vs MP%<br>IR Vs CV% | Concentration<br>True ng/mL | Q.C.<br>Rec.<br>{Area%CV} | Primary<br>Transition | Confirmation<br>Transition | Flag |
|----------------|------------------------------|--|-------|-------------------------------------|-----------------------------|---------------------------|-----------------------|----------------------------|------|
| 13C2_PFDA_IIS  | (515.0 / 470.1)<br>402141    | (9.24, N/A)<br>(N/A, 0.01, N/A)  | 346.4 | N/A                                 | 1.1805<br>[1.0000]          | 118.1%<br>{114.1%}        |                       |                            |      |
| 18O2_PFHxS_IIS | (403.0 / 83.9)<br>644361     | (7.94, N/A)<br>(N/A, 0.01, N/A)  | 669.7 | N/A                                 | 1.0649<br>[1.0000]          | 106.5%<br>{102.3%}        |                       |                            |      |
| 13C4_PFOS_IIS  | (503.0 / 79.9)<br>671941     | (9.39, N/A)<br>(N/A, 0.02, N/A)  | 408.4 | N/A                                 | 1.0421<br>[1.0000]          | 104.2%<br>{102.7%}        |                       |                            |      |
| 13C4_PFBA_EIS  | (217.0 / 172.0)<br>1940120   | (3.63, N/A)<br>(N/A, 0.01, N/A)  | 744.1 | N/A                                 | 7.9031<br>[8.0000]          | 98.8%<br>{104.2%}         |                       |                            |      |
| 13C5_PFPeA_EIS | (268.0 / 223.0)<br>1336121   | (4.91, N/A)<br>(N/A, 0.02, N/A)  | 662.3 | N/A                                 | 4.2039<br>[4.0000]          | 105.1%<br>{102.5%}        |                       |                            |      |
| 13C5_PFHxA_EIS | (318.0 / 273.0)<br>878182    | (6.07, N/A)<br>(N/A, 0.02, N/A)  | 685.5 | N/A                                 | 2.0371<br>[2.0000]          | 101.9%<br>{108.3%}        |                       |                            |      |
| 13C4_PFHpA_EIS | (367.0 / 322.0)<br>770098    | (7.00, N/A)<br>(N/A, 0.01, N/A)  | 608.3 | N/A                                 | 2.0564<br>[2.0000]          | 102.8%<br>{103.2%}        |                       |                            |      |
| 13C8_PFOA_EIS  | (421.0 / 376.0)<br>784695    | (7.82, N/A)<br>(N/A, 0.01, N/A)  | 510.8 | N/A                                 | 2.0303<br>[2.0000]          | 101.5%<br>{99.2%}         |                       |                            |      |
| 13C9_PFNA_EIS  | (472.0 / 427.0)<br>328459    | (8.56, N/A)<br>(N/A, 0.01, N/A)  | 299.2 | N/A                                 | 1.0148<br>[1.0000]          | 101.5%<br>{100.1%}        |                       |                            |      |
| 13C6_PFDA_EIS  | (519.0 / 474.0)<br>416820    | (9.24, N/A)<br>(N/A, 0.02, N/A)  | 428.6 | N/A                                 | 0.8581<br>[1.0000]          | 85.8%<br>{93.9%}          |                       |                            |      |
| 13C7_PFUnA_EIS | (570.0 / 525.0)<br>618381    | (9.69, N/A)<br>(N/A, 0.02, N/A)  | 328.1 | N/A                                 | 1.0352<br>[1.0000]          | 103.5%<br>{128.6%}        |                       |                            |      |

| Analyte         | (Q1 / Q3)<br>Area Counts*min | R.T.<br>(R.T [min], R.R.T.)<br>( $\Delta$ RT-Imin, $\Delta$ RT-CVmin,<br>$\Delta$ RT ion[s]) | S / N  | Ion Ratio<br>IR Vs MP%<br>IR Vs CV% | Concentration<br>True ng/mL | Q.C.<br>Rec.<br>{Area%CV} | Primary<br>Transition   | Confirmation<br>Transition | Flag |
|-----------------|------------------------------|--|--------|-------------------------------------|-----------------------------|---------------------------|---|----------------------------|------|
| 13C2_PFDa_EIS   | (615.0 / 570.0)<br>623827    | (9.88, N/A)<br>(N/A, 0.01, N/A)  | 678.8  | N/A                                 | 1.0464<br>[1.0000]          | 104.6%<br>{108.5%}        |    |                            |      |
| 13C2_PFTeDA_EIS | (715.0 / 670.0)<br>422694    | (10.12, N/A)<br>(N/A, 0.01, N/A)   | 1671.0 | N/A                                 | 1.1190<br>[1.0000]          | 111.9%<br>{103.8%}        |    |                            |      |
| 13C3_PFBs_EIS   | (302.0 / 80.0)<br>2102532    | (6.01, N/A)<br>(N/A, 0.01, N/A)  | 585.0  | N/A                                 | 2.1560<br>[2.0000]          | 107.8%<br>{103.4%}        |    |                            |      |
| 13C3_PFHxS_EIS  | (402.0 / 80.0)<br>994082     | (7.93, N/A)<br>(N/A, 0.01, N/A)  | 847.8  | N/A                                 | 1.8826<br>[2.0000]          | 94.1%<br>{99.9%}          |    |                            |      |
| 13C8_PFOS_EIS   | (507.0 / 80.0)<br>1596849    | (9.38, N/A)<br>(N/A, 0.01, N/A)  | 414.4  | N/A                                 | 1.9720<br>[2.0000]          | 98.6%<br>{106.0%}         |   |                            |      |
| 13C2_4:2FTS_EIS | (329.0 / 81.0)<br>547281     | (5.74, N/A)<br>(N/A, 0.02, N/A)  | 654.2  | N/A                                 | 4.9673<br>[4.0000]          | 124.2%<br>{105.3%}        |  |                            |      |
| 13C2_6:2FTS_EIS | (429.0 / 81.0)<br>663666     | (7.49, N/A)<br>(N/A, 0.01, N/A)  | 686.2  | N/A                                 | 4.5525<br>[4.0000]          | 113.8%<br>{93.4%}         |  |                            |      |
| 13C2_8:2FTS_EIS | (529.0 / 81.0)<br>605446     | (8.90, N/A)<br>(N/A, 0.01, N/A)  | 476.1  | N/A                                 | 3.2947<br>[4.0000]          | 82.4%<br>{98.9%}          |  |                            |      |
| 13C8_PFOsa_EIS  | (506.0 / 78.0)<br>2112897    | (10.17, N/A)<br>(N/A, 0.01, N/A)   | 984.2  | N/A                                 | 2.2356<br>[2.0000]          | 111.8%<br>{103.2%}        |  |                            |      |
| D3_NMeFOSA_EIS  | (515.0 / 169.0)<br>385879    | (10.61, N/A)<br>(N/A, 0.01, N/A)   | 827.0  | N/A                                 | 2.1591<br>[2.0000]          | 108.0%<br>{97.1%}         |  |                            |      |
| D5_NEtFOSA_EIS  | (531.0 / 169.0)<br>368306    | (10.70, N/A)<br>(N/A, 0.01, N/A)   | 846.0  | N/A                                 | 2.2499<br>[2.0000]          | 112.5%<br>{99.8%}         |  |                            |      |



Chemist: HGH  
 Instrument: Saphira  
 Type: Sciex Q3 5500

Sample I.D.: SB04003-CCB1  
 DF, IV: 1, 10.0µL  
 Acquisition Method: 1633 2022-12-27.dam

Quant Method: 1633 - S2022-12-29A  
 Path: S2022-12-30A (1)  
 Acquired: 2022/12/30 - 04:02

| Analyte         | (Q1 / Q3)<br>Area Counts*min | R.T.<br>(R.T [min], R.R.T.)<br>(ΔRT-Imin, ΔRT-CVmin,<br>ΔRT ion[s]) | S / N  | Ion Ratio<br>IR Vs MP%<br>IR Vs CV% | Concentration<br>True ng/mL | Q.C.<br>Rec.<br>{Area%CV} | Primary<br>Transition | Confirmation<br>Transition | Flag |
|-----------------|------------------------------|---|--------|-------------------------------------|-----------------------------|---------------------------|-----------------------|----------------------------|------|
| D3_MeFOSAA_EIS  | (573.0 / 419.0)<br>1063053   | (9.45, N/A)<br>(N/A, 0.01, N/A)                                     | 367.1  | N/A                                 | 4.1724<br>[4.0000]          | 104.3%<br>{106.6%}        |                       |                            |      |
| D5_EtFOSAA_EIS  | (589.0 / 419.0)<br>974407    | (9.65, N/A)<br>(N/A, 0.02, N/A)                                     | 123.1  | N/A                                 | 4.8101<br>[4.0000]          | 120.3%<br>{112.9%}        |                       |                            |      |
| D7_NMeFOSE_EIS  | (623.0 / 58.9)<br>969476     | (10.57, N/A)<br>(N/A, 0.01, N/A)                                    | 1334.4 | N/A                                 | 24.8278<br>[20.0000]        | 124.1%<br>{105.5%}        |                       |                            |      |
| D9_NEtFOSE_EIS  | (639.0 / 58.9)<br>485946     | (10.67, N/A)<br>(N/A, 0.01, N/A)                                    | 1460.0 | N/A                                 | 26.9877<br>[20.0000]        | 134.9%<br>{102.0%}        |                       |                            |      |
| 13C3_HFPODA_EIS | (287.0 / 169.0)<br>1896204   | (6.42, N/A)<br>(N/A, 0.01, N/A)                                     | 709.4  | N/A                                 | 7.8628<br>[8.0000]          | 98.3%<br>{104.1%}         |                       |                            |      |

## ANALYSIS SEQUENCE BLANKSN

Laboratory:N APPL, L CL SDG:N  
 Client:N Tidewater, Inc.L Project:N NASA JPL SIL  
 Sequence:N SB04003L Instrument:N SaphiraL  
 Calibration:N 2253011L

| Lab Sample IDN | AnalyteN      | FoundN | UnitsN | RLN | CN |
|----------------|---------------|--------|--------|-----|----|
| SB040 3-CCB20  | PFBA          | .0     | ng/mL0 | .40 | U  |
|                | PFPEA         | .0     | ng/mL0 | .20 | U  |
|                | PFHXA         | .0     | ng/mL0 | .10 | U  |
|                | PFHPA         | .0     | ng/mL0 | .10 | U  |
|                | PFOA          | .0     | ng/mL0 | .10 | U  |
|                | PFNA          | .0     | ng/mL0 | .10 | U  |
|                | PFDA          | .0     | ng/mL0 | .10 | U  |
|                | PFUnA         | .0     | ng/mL0 | .10 | U  |
|                | PFDOA         | .0     | ng/mL0 | .10 | U  |
|                | PFTRDA        | .0     | ng/mL0 | .10 | U  |
|                | PFTEDA        | .0     | ng/mL0 | .10 | U  |
|                | PFBS0         | .0     | ng/mL0 | .10 | U  |
|                | PFPE0         | .0     | ng/mL0 | .10 | U  |
|                | PFHXS0        | .0     | ng/mL0 | .10 | U  |
|                | PFHPS0        | .0     | ng/mL0 | .10 | U  |
|                | PFOS0         | .0     | ng/mL0 | .10 | U  |
|                | PFNS0         | .0     | ng/mL0 | .10 | U  |
|                | PFDS0         | .0     | ng/mL0 | .10 | U  |
|                | 4:2FTS0       | .0     | ng/mL0 | .40 | U  |
|                | 6:2FTS0       | .0     | ng/mL0 | .40 | U  |
|                | 8:2FTS0       | .0     | ng/mL0 | .40 | U  |
|                | PFOSA         | .0     | ng/mL0 | .40 | U  |
|                | NMeFOSA       | .0     | ng/mL0 | .40 | U  |
|                | NEtFOSA       | .0     | ng/mL0 | .40 | U  |
|                | NMeFOSAA      | .0     | ng/mL0 | .10 | U  |
|                | NEtFOSAA      | .0     | ng/mL0 | .10 | U  |
|                | NMeFOSE0      | .0     | ng/mL0 | .40 | U  |
|                | NEtFOSE0      | .0     | ng/mL0 | .40 | U  |
|                | HFPO-DA       | .0     | ng/mL0 | .20 | U  |
|                | ADONA         | .0     | ng/mL0 | .20 | U  |
|                | 9CL-PF3ONS0   | .0     | ng/mL0 | .20 | U  |
|                | 11CL-PF3OUDS0 | .0     | ng/mL0 | .20 | U  |
|                | 13C4-PFBA     | 7.910  | ng/mL0 |     |    |

## ANALYSIS SEQUENCE BLANKSN

|               |                  |              |              |
|---------------|------------------|--------------|--------------|
| Laboratory:N  | APPL, L CL       | SDG:N        |              |
| Client:N      | Tidewater, Inc.L | Project:N    | NASA JPL SIL |
| Sequence:N    | SB04003L         | Instrument:N | SaphiraL     |
| Calibration:N | 2253011L         |              |              |

| Lab Sample IDN | AnalyteN     | FoundN | UnitsN | RLN | CN |
|----------------|--------------|--------|--------|-----|----|
| SB040 3-CCB20  | 13C5-PFPEA   | 4.070  | ng/mL0 |     |    |
|                | 13C5-PFHXA   | 1.970  | ng/mL0 |     |    |
|                | 13C4-PFHPA   | 1.920  | ng/mL0 |     |    |
|                | 13C8-PFOA    | 2.040  | ng/mL0 |     |    |
|                | 13C9-PFNA    | .9730  | ng/mL0 |     |    |
|                | 13C6-PFDA    | .8690  | ng/mL0 |     |    |
|                | 13C7-PFUnA   | .9470  | ng/mL0 |     |    |
|                | 13C2-PFDOA   | .9370  | ng/mL0 |     |    |
|                | 13C2-PFTEDA  | .9740  | ng/mL0 |     |    |
|                | 13C3-PFBS0   | 2.030  | ng/mL0 |     |    |
|                | 13C3-PFHXS0  | 1.960  | ng/mL0 |     |    |
|                | 13C8-PFOS0   | 2.070  | ng/mL0 |     |    |
|                | 13C2-4:2FTS0 | 5.130  | ng/mL0 |     |    |
|                | 13C2-6:2FTS0 | 4.570  | ng/mL0 |     |    |
|                | 13C2-8:2FTS0 | 3.380  | ng/mL0 |     |    |
|                | 13C8-PFOSA   | 2.540  | ng/mL0 |     |    |
|                | D3-NMEFOSA   | 2.270  | ng/mL0 |     |    |
|                | D5-NETFOSA   | 2.530  | ng/mL0 |     |    |
|                | D3-NMEFOSAA  | 4.970  | ng/mL0 |     |    |
|                | D5-NETFOSAA  | 4.890  | ng/mL0 |     |    |
|                | D7-NMEFOSE0  | 28.10  | ng/mL0 |     |    |
|                | D9-NETFOS0   | 26.40  | ng/mL0 |     |    |
|                | 13C3-HFPO-DA | 7.510  | ng/mL0 |     |    |



Chemist: HGH  
 Instrument: Saphira  
 Type: Sciex Q3 5500

Sample I.D.: SB04003-CCB2  
 DF, IV: 1, 10.0µL  
 Acquisition Method: 1633 2022-12-27.dam

Quant Method: 1633 - S2022-12-29A  
 Path: S2022-12-30A (6)  
 Acquired: 2022/12/30 - 05:07

| Analyte | (Q1 / Q3)<br>Area Counts*min                     | R.T.<br>(R.T [min], R.R.T.)<br>(ΔRT-[min], ΔRT-<br>CV[min], ΔRT ion[s]) | S / N      | Ion Ratio<br>IR Vs MP%<br>IR Vs CV% | Concentration<br>[ True ] ng/mL | Q.C.<br>Rec.<br>{Area%CV} | Primary<br>Transition | Confirmation<br>Transition | Flag |
|---------|--|---|------------|-------------------------------------|---------------------------------|---------------------------|-----------------------|----------------------------|------|
| PFBA    | (213.0 / 169.0)<br>N/A                           | (N/A, N/A)<br>(N/A, N/A, N/A)   | N/A        | N/A<br>0.0<br>0.0                   | 0.0000                          | N/A                       |                       |                            |      |
| PFPeA   | (263.0 / 219.0)<br>N/A<br>(263.0 / 69.0)<br>N/A  | (N/A, N/A)<br>(N/A, N/A, N/A)   | N/A<br>N/A | N/A<br>0.0<br>0.0                   | 0.0000                          | N/A                       |                       |                            |      |
| PFHxA   | (313.0 / 269.0)<br>N/A<br>(313.0 / 119.0)<br>N/A | (N/A, N/A)<br>(N/A, N/A, N/A)   | N/A<br>N/A | N/A<br>0.0<br>0.0                   | 0.0000                          | N/A                       |                       |                            |      |
| PFHpA   | (363.0 / 319.0)<br>N/A<br>(363.0 / 169.0)<br>N/A | (N/A, N/A)<br>(N/A, N/A, N/A)   | N/A<br>N/A | N/A<br>0.0<br>0.0                   | 0.0000                          | N/A                       |                       |                            |      |
| PFOA    | (413.0 / 369.0)<br>N/A<br>(413.0 / 169.0)<br>N/A | (N/A, N/A)<br>(N/A, N/A, N/A)   | N/A<br>N/A | N/A<br>0.0<br>0.0                   | 0.0000                          | N/A                       |                       |                            |      |
| PFNA    | (463.0 / 419.0)<br>N/A<br>(463.0 / 169.0)<br>N/A | (N/A, N/A)<br>(N/A, N/A, N/A)   | N/A<br>N/A | N/A<br>0.0<br>0.0                   | 0.0000                          | N/A                       |                       |                            |      |
| PFDA    | (513.0 / 469.0)<br>N/A<br>(513.0 / 169.0)<br>N/A | (N/A, N/A)<br>(N/A, N/A, N/A)   | N/A<br>N/A | N/A<br>0.0<br>0.0                   | 0.0000                          | N/A                       |                       |                            |      |
| PFUnA   | (563.0 / 519.0)<br>N/A<br>(563.0 / 169.0)<br>N/A | (N/A, N/A)<br>(N/A, N/A, N/A)   | N/A<br>N/A | N/A<br>0.0<br>0.0                   | 0.0000                          | N/A                       |                       |                            |      |
| PFDoA   | (613.0 / 569.0)<br>N/A<br>(613.0 / 169.0)<br>N/A | (N/A, N/A)<br>(N/A, N/A, N/A)   | N/A<br>N/A | N/A<br>0.0<br>0.0                   | 0.0000                          | N/A                       |                       |                            |      |
| PFTrDA  | (663.0 / 619.0)<br>N/A<br>(663.0 / 169.0)<br>N/A | (N/A, N/A)<br>(N/A, N/A, N/A)   | N/A<br>N/A | N/A<br>0.0<br>0.0                   | 0.0000                          | N/A                       |                       |                            |      |
| PFTeDA  | (713.0 / 669.0)<br>N/A<br>(713.0 / 169.0)<br>N/A | (N/A, N/A)<br>(N/A, N/A, N/A)   | N/A<br>N/A | N/A<br>0.0<br>0.0                   | 0.0000                          | N/A                       |                       |                            |      |



Chemist: HGH  
 Instrument: Saphira  
 Type: Sciex Q3 5500

Sample I.D.: SB04003-CCB2  
 DF, IV: 1, 10.0µL  
 Acquisition Method: 1633 2022-12-27.dam

Quant Method: 1633 - S2022-12-29A  
 Path: S2022-12-30A (6)  
 Acquired: 2022/12/30 - 05:07

| Analyte | (Q1 / Q3)<br>Area Counts*min                        | R.T.<br>(R.T [min], R.R.T.)<br>( $\Delta$ RT-[min], $\Delta$ RT-<br>CV[min], $\Delta$ RT ion[s]) | S / N      | Ion Ratio<br>IR Vs MP%<br>IR Vs CV% | Concentration<br>[ True ] ng/mL | Q.C.<br>Rec.<br>{Area%CV} | Primary<br>Transition | Confirmation<br>Transition | Flag |
|---------|---|--|------------|-------------------------------------|---------------------------------|---------------------------|-----------------------|----------------------------|------|
| PFBS    | ( 299.0 / 80.0 )<br>N/A<br>( 299.0 / 99.0 )<br>N/A  | ( N/A , N/A )<br>( N/A , N/A , N/A )   | N/A<br>N/A | N/A<br>0.0<br>0.0                   | 0.0000                          | N/A                       |                       |                            |      |
| PFPeS   | ( 349.0 / 80.0 )<br>N/A<br>( 349.0 / 99.0 )<br>N/A  | ( N/A , N/A )<br>( N/A , N/A , N/A )   | N/A<br>N/A | N/A<br>0.0<br>0.0                   | 0.0000                          | N/A                       |                       |                            |      |
| PFHxS   | ( 399.0 / 80.0 )<br>N/A<br>( 399.0 / 99.0 )<br>N/A  | ( N/A , N/A )<br>( N/A , N/A , N/A )   | N/A<br>N/A | N/A<br>0.0<br>0.0                   | 0.0000                          | N/A                       |                       |                            |      |
| PFHpS   | ( 449.0 / 80.0 )<br>N/A<br>( 449.0 / 99.0 )<br>N/A  | ( N/A , N/A )<br>( N/A , N/A , N/A )   | N/A<br>N/A | N/A<br>0.0<br>0.0                   | 0.0000                          | N/A                       |                       |                            |      |
| PFOS    | ( 499.0 / 80.0 )<br>N/A<br>( 499.0 / 99.0 )<br>N/A  | ( N/A , N/A )<br>( N/A , N/A , N/A )   | N/A<br>N/A | N/A<br>0.0<br>0.0                   | 0.0000                          | N/A                       |                       |                            |      |
| PFNS    | ( 549.0 / 80.0 )<br>N/A<br>( 549.0 / 99.0 )<br>N/A  | ( N/A , N/A )<br>( N/A , N/A , N/A )   | N/A<br>N/A | N/A<br>0.0<br>0.0                   | 0.0000                          | N/A                       |                       |                            |      |
| PFDS    | ( 599.0 / 80.0 )<br>N/A<br>( 599.0 / 99.0 )<br>N/A  | ( N/A , N/A )<br>( N/A , N/A , N/A )   | N/A<br>N/A | N/A<br>0.0<br>0.0                   | 0.0000                          | N/A                       |                       |                            |      |
| PFDoS   | ( 699.0 / 80.0 )<br>N/A<br>( 699.0 / 99.0 )<br>N/A  | ( N/A , N/A )<br>( N/A , N/A , N/A )   | N/A<br>N/A | N/A<br>0.0<br>0.0                   | 0.0000                          | N/A                       |                       |                            |      |
| 4:2FTS  | ( 327.0 / 307.0 )<br>N/A<br>( 327.0 / 81.0 )<br>N/A | ( N/A , N/A )<br>( N/A , N/A , N/A )   | N/A<br>N/A | N/A<br>0.0<br>0.0                   | 0.0000                          | N/A                       |                       |                            |      |
| 6:2FTS  | ( 427.0 / 407.0 )<br>N/A<br>( 427.0 / 81.0 )<br>N/A | ( N/A , N/A )<br>( N/A , N/A , N/A )   | N/A<br>N/A | N/A<br>0.0<br>0.0                   | 0.0000                          | N/A                       |                       |                            |      |
| 8:2FTS  | ( 527.0 / 507.0 )<br>N/A<br>( 527.0 / 81.0 )<br>N/A | ( N/A , N/A )<br>( N/A , N/A , N/A )   | N/A<br>N/A | N/A<br>0.0<br>0.0                   | 0.0000                          | N/A                       |                       |                            |      |



Chemist: HGH  
 Instrument: Saphira  
 Type: Sciex Q3 5500

Sample I.D.: SB04003-CCB2  
 DF, IV: 1, 10.0µL  
 Acquisition Method: 1633 2022-12-27.dam

Quant Method: 1633 - S2022-12-29A  
 Path: S2022-12-30A (6)  
 Acquired: 2022/12/30 - 05:07

| Analyte      | (Q1 / Q3)<br>Area Counts*min                     | R.T.<br>(R.T [min], R.R.T.)<br>(ΔRT-I[min], ΔRT-CV[min], ΔRT ion[s]) | S / N      | Ion Ratio<br>IR Vs MP%<br>IR Vs CV% | Concentration<br>[ True ] ng/mL | Q.C.<br>Rec.<br>{Area%CV} | Primary<br>Transition | Confirmation<br>Transition | Flag |
|--------------|--|--|------------|-------------------------------------|---------------------------------|---------------------------|-----------------------|----------------------------|------|
| PFOSA        | (498.0 / 78.0)<br>N/A<br>(498.0 / 478.0)<br>N/A  | (N/A, N/A)<br>(N/A, N/A, N/A)  | N/A<br>N/A | N/A<br>0.0<br>0.0                   | 0.0000                          | N/A                       |                       |                            |      |
| NMeFOSA      | (512.0 / 219.0)<br>N/A<br>(512.0 / 169.0)<br>N/A | (N/A, N/A)<br>(N/A, N/A, N/A)  | N/A<br>N/A | N/A<br>0.0<br>0.0                   | 0.0000                          | N/A                       |                       |                            |      |
| NEtFOSA      | (526.0 / 219.0)<br>N/A<br>(526.0 / 169.0)<br>N/A | (N/A, N/A)<br>(N/A, N/A, N/A)  | N/A<br>N/A | N/A<br>0.0<br>0.0                   | 0.0000                          | N/A                       |                       |                            |      |
| NMeFOSAA     | (570.0 / 419.0)<br>N/A<br>(570.0 / 483.0)<br>N/A | (N/A, N/A)<br>(N/A, N/A, N/A)  | N/A<br>N/A | N/A<br>0.0<br>0.0                   | 0.0000                          | N/A                       |                       |                            |      |
| NEtFOSAA     | (584.0 / 419.0)<br>N/A<br>(584.0 / 526.0)<br>N/A | (N/A, N/A)<br>(N/A, N/A, N/A)  | N/A<br>N/A | N/A<br>0.0<br>0.0                   | 0.0000                          | N/A                       |                       |                            |      |
| NMeFOSE      | (616.0 / 59.0)<br>N/A                            | (N/A, N/A)<br>(N/A, N/A, N/A)  | N/A        | N/A<br>0.0<br>0.0                   | 0.0000                          | N/A                       |                       |                            |      |
| NEtFOSE      | (630.0 / 59.0)<br>N/A                            | (N/A, N/A)<br>(N/A, N/A, N/A)  | N/A        | N/A<br>0.0<br>0.0                   | 0.0000                          | N/A                       |                       |                            |      |
| HFPO-DA      | (285.0 / 169.0)<br>N/A<br>(285.0 / 185.0)<br>N/A | (N/A, N/A)<br>(N/A, N/A, N/A)  | N/A<br>N/A | N/A<br>0.0<br>0.0                   | 0.0000                          | N/A                       |                       |                            |      |
| ADONA        | (377.0 / 85.0)<br>N/A<br>(377.0 / 251.0)<br>N/A  | (N/A, N/A)<br>(N/A, N/A, N/A)  | N/A<br>N/A | N/A<br>0.0<br>0.0                   | 0.0000                          | N/A                       |                       |                            |      |
| 9CI-Pf3ONS   | (531.0 / 351.0)<br>N/A<br>(533.0 / 353.0)<br>N/A | (N/A, N/A)<br>(N/A, N/A, N/A)  | N/A<br>N/A | N/A<br>0.0<br>0.0                   | 0.0000                          | N/A                       |                       |                            |      |
| 11CI-PF3OUDS | (631.0 / 451.0)<br>N/A<br>(633.0 / 453.0)<br>N/A | (N/A, N/A)<br>(N/A, N/A, N/A)  | N/A<br>N/A | N/A<br>0.0<br>0.0                   | 0.0000                          | N/A                       |                       |                            |      |

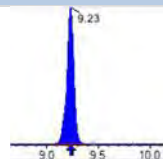
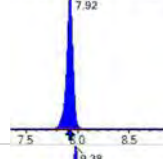
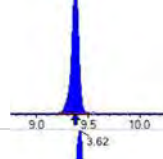
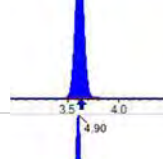
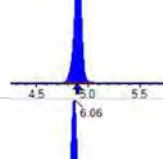
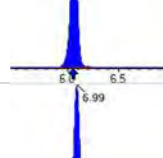
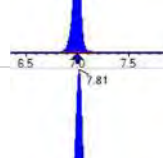
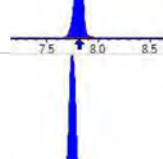
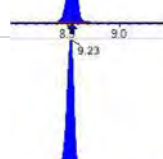
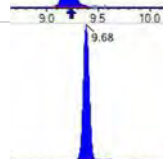



Chemist: HGH  
 Instrument: Saphira  
 Type: Sciex Q3 5500

Sample I.D.: SB04003-CCB2  
 DF, IV: 1, 10.0µL  
 Acquisition Method: 1633 2022-12-27.dam

Quant Method: 1633 - S2022-12-29A  
 Path: S2022-12-30A (6)  
 Acquired: 2022/12/30 - 05:07

| Analyte        | (Q1 / Q3)<br>Area Counts*min                     | R.T.<br>(R.T [min], R.R.T.)<br>(ΔRT-[min], ΔRT-CV[min], ΔRT ion[s]) | S / N      | Ion Ratio<br>IR Vs MP%<br>IR Vs CV% | Concentration<br>[ True ] ng/mL | Q.C.<br>Rec.<br>{Area%CV} | Primary<br>Transition | Confirmation<br>Transition | Flag |
|----------------|--|---|------------|-------------------------------------|---------------------------------|---------------------------|-----------------------|----------------------------|------|
| 3:3FTCA        | (241.0 / 177.0)<br>N/A<br>(241.0 / 117.0)<br>N/A | (N/A, N/A)<br>(N/A, N/A, N/A)                                       | N/A<br>N/A | N/A<br>0.0<br>0.0                   | 0.0000                          | N/A                       |                       |                            |      |
| 5:3FTCA        | (341.0 / 236.7)<br>N/A<br>(341.0 / 217.0)<br>N/A | (N/A, N/A)<br>(N/A, N/A, N/A)                                       | N/A<br>N/A | N/A<br>0.0<br>0.0                   | 0.0000                          | N/A                       |                       |                            |      |
| 7:3FTCA        | (441.0 / 317.0)<br>N/A<br>(441.0 / 337.0)<br>N/A | (N/A, N/A)<br>(N/A, N/A, N/A)                                       | N/A<br>N/A | N/A<br>0.0<br>0.0                   | 0.0000                          | N/A                       |                       |                            |      |
| PFEESA         | (315.0 / 135.0)<br>N/A<br>(315.0 / 83.0)<br>N/A  | (N/A, N/A)<br>(N/A, N/A, N/A)                                       | N/A<br>N/A | N/A<br>0.0<br>0.0                   | 0.0000                          | N/A                       |                       |                            |      |
| PFMPA          | (229.0 / 85.0)<br>N/A                            | (N/A, N/A)<br>(N/A, N/A, N/A)                                       | N/A        | N/A<br>0.0<br>0.0                   | 0.0000                          | N/A                       |                       |                            |      |
| PFMBA          | (279.0 / 85.0)<br>N/A                            | (N/A, N/A)<br>(N/A, N/A, N/A)                                       | N/A        | N/A<br>0.0<br>0.0                   | 0.0000                          | N/A                       |                       |                            |      |
| NFDHA          | (295.0 / 201.0)<br>N/A<br>(295.0 / 85.0)<br>N/A  | (N/A, N/A)<br>(N/A, N/A, N/A)                                       | N/A<br>N/A | N/A<br>0.0<br>0.0                   | 0.0000                          | N/A                       |                       |                            |      |
| 13C3_PFBA_IIS  | (216.0 / 172.0)<br>254401                        | (3.62, N/A)<br>(N/A, 0.00, N/A)                                     | 559.3      | N/A                                 | 1.1813<br>[ 1.0000 ]            | 118.1%<br>{ 107.9% }      |                       |                            |      |
| 13C2_PFHxA_IIS | (315.0 / 270.0)<br>450633                        | (6.07, N/A)<br>(N/A, 0.01, N/A)                                     | 448.2      | N/A                                 | 1.1871<br>[ 1.0000 ]            | 118.7%<br>{ 109.1% }      |                       |                            |      |
| 13C4_PFOA_IIS  | (417.0 / 372.0)<br>405908                        | (7.81, N/A)<br>(N/A, 0.00, N/A)                                     | 518.3      | N/A                                 | 1.1245<br>[ 1.0000 ]            | 112.4%<br>{ 103.2% }      |                       |                            |      |
| 13C5_PFNA_IIS  | (468.0 / 423.0)<br>333218                        | (8.55, N/A)<br>(N/A, 0.00, N/A)                                     | 482.2      | N/A                                 | 1.1332<br>[ 1.0000 ]            | 113.3%<br>{ 103.9% }      |                       |                            |      |

| Analyte        | (Q1 / Q3)<br>Area Counts*min | R.T.<br>(R.T [min], R.R.T.)<br>( $\Delta$ RT-[min], $\Delta$ RT-<br>CV[min], $\Delta$ RT ion[s]) | S / N | Ion Ratio<br>IR Vs MP%<br>IR Vs CV% | Concentration<br>[ True ] ng/mL | Q.C.<br>Rec.<br>{Area%CV} | Primary<br>Transition   | Confirmation<br>Transition | Flag |
|----------------|------------------------------|--|-------|-------------------------------------|---------------------------------|---------------------------|---|----------------------------|------|
| 13C2_PFDA_IIS  | (515.0 / 470.1)<br>443883    | (9.23, N/A)<br>(N/A, 0.00, N/A)  | 410.3 | N/A                                 | 1.3031<br>[ 1.0000 ]            | 130.3%<br>{ 126.0% }      |    |                            |      |
| 18O2_PFHxS_IIS | (403.0 / 83.9)<br>688180     | (7.92, N/A)<br>(N/A, 0.00, N/A)  | 833.7 | N/A                                 | 1.1373<br>[ 1.0000 ]            | 113.7%<br>{ 109.3% }      |    |                            |      |
| 13C4_PFOS_IIS  | (503.0 / 79.9)<br>638305     | (9.38, N/A)<br>(N/A, 0.00, N/A)  | 405.0 | N/A                                 | 0.9899<br>[ 1.0000 ]            | 99.0%<br>{ 97.6% }        |    |                            |      |
| 13C4_PFBA_EIS  | (217.0 / 172.0)<br>2019473   | (3.62, N/A)<br>(N/A, 0.00, N/A)  | 669.7 | N/A                                 | 7.9067<br>[ 8.0000 ]            | 98.8%<br>{ 108.5% }       |    |                            |      |
| 13C5_PFPeA_EIS | (268.0 / 223.0)<br>1384074   | (4.90, N/A)<br>(N/A, 0.01, N/A)  | 583.3 | N/A                                 | 4.0711<br>[ 4.0000 ]            | 101.8%<br>{ 106.2% }      |   |                            |      |
| 13C5_PFHxA_EIS | (318.0 / 273.0)<br>907761    | (6.06, N/A)<br>(N/A, 0.01, N/A)  | 586.6 | N/A                                 | 1.9685<br>[ 2.0000 ]            | 98.4%<br>{ 112.0% }       |  |                            |      |
| 13C4_PFHpA_EIS | (367.0 / 322.0)<br>769061    | (6.99, N/A)<br>(N/A, 0.00, N/A)  | 547.6 | N/A                                 | 1.9198<br>[ 2.0000 ]            | 96.0%<br>{ 103.1% }       |  |                            |      |
| 13C8_PFOA_EIS  | (421.0 / 376.0)<br>849031    | (7.81, N/A)<br>(N/A, 0.00, N/A)  | 763.1 | N/A                                 | 2.0444<br>[ 2.0000 ]            | 102.2%<br>{ 107.4% }      |  |                            |      |
| 13C9_PFNA_EIS  | (472.0 / 427.0)<br>336998    | (8.55, N/A)<br>(N/A, 0.00, N/A)  | 394.8 | N/A                                 | 0.9733<br>[ 1.0000 ]            | 97.3%<br>{ 102.7% }       |  |                            |      |
| 13C6_PFDA_EIS  | (519.0 / 474.0)<br>465678    | (9.23, N/A)<br>(N/A, 0.00, N/A)  | 273.1 | N/A                                 | 0.8685<br>[ 1.0000 ]            | 86.9%<br>{ 104.9% }       |  |                            |      |
| 13C7_PFUnA_EIS | (570.0 / 525.0)<br>624504    | (9.68, N/A)<br>(N/A, 0.00, N/A)  | 306.5 | N/A                                 | 0.9471<br>[ 1.0000 ]            | 94.7%<br>{ 129.8% }       |  |                            |      |



Chemist: HGH  
Instrument: Saphira  
Type: Sciex Q3 5500

Sample I.D.: SB04003-CCB2  
DF, IV: 1, 10.0 $\mu$ L  
Acquisition Method: 1633 2022-12-27.dam

Quant Method: 1633 - S2022-12-29A  
Path: S2022-12-30A (6)  
Acquired: 2022/12/30 - 05:07

| Analyte         | (Q1 / Q3)<br>Area Counts*min | R.T.<br>(R.T [min], R.R.T.)<br>( $\Delta$ RT-I[ $\mu$ min], $\Delta$ RT-CV[ $\mu$ min], $\Delta$ RT ion[s]) | S / N  | Ion Ratio<br>IR Vs MP%<br>IR Vs CV% | Concentration<br>[ True ] ng/mL | Q.C.<br>Rec.<br>{Area%CV} | Primary<br>Transition | Confirmation<br>Transition | Flag |
|-----------------|------------------------------|---|--------|-------------------------------------|---------------------------------|---------------------------|-----------------------|----------------------------|------|
| 13C2_PFDa_EIS   | (615.0 / 570.0)<br>616280    | (9.87, N/A)<br>(N/A, 0.00, N/A)   | 485.0  | N/A                                 | 0.9366<br>[ 1.0000 ]            | 93.7%<br>{ 107.2% }       |                       |                            |      |
| 13C2_PFTeDA_EIS | (715.0 / 670.0)<br>405945    | (10.11, N/A)<br>(N/A, 0.00, N/A)  | 1454.8 | N/A                                 | 0.9736<br>[ 1.0000 ]            | 97.4%<br>{ 99.7% }        |                       |                            |      |
| 13C3_PFBs_EIS   | (302.0 / 80.0)<br>2113940    | (6.01, N/A)<br>(N/A, 0.01, N/A)   | 506.1  | N/A                                 | 2.0296<br>[ 2.0000 ]            | 101.5%<br>{ 104.0% }      |                       |                            |      |
| 13C3_PFHxS_EIS  | (402.0 / 80.0)<br>1104215    | (7.92, N/A)<br>(N/A, 0.00, N/A)   | 725.1  | N/A                                 | 1.9580<br>[ 2.0000 ]            | 97.9%<br>{ 111.0% }       |                       |                            |      |
| 13C8_PFOS_EIS   | (507.0 / 80.0)<br>1596102    | (9.37, N/A)<br>(N/A, 0.00, N/A)   | 402.3  | N/A                                 | 2.0750<br>[ 2.0000 ]            | 103.7%<br>{ 105.9% }      |                       |                            |      |
| 13C2_4:2FTS_EIS | (329.0 / 81.0)<br>603842     | (5.74, N/A)<br>(N/A, 0.01, N/A)   | 668.0  | N/A                                 | 5.1316<br>[ 4.0000 ]            | 128.3%<br>{ 116.2% }      |                       |                            |      |
| 13C2_6:2FTS_EIS | (429.0 / 81.0)<br>711842     | (7.48, N/A)<br>(N/A, 0.00, N/A)   | 696.5  | N/A                                 | 4.5721<br>[ 4.0000 ]            | 114.3%<br>{ 100.2% }      |                       |                            |      |
| 13C2_8:2FTS_EIS | (529.0 / 81.0)<br>663477     | (8.89, N/A)<br>(N/A, 0.00, N/A)   | 547.2  | N/A                                 | 3.3806<br>[ 4.0000 ]            | 84.5%<br>{ 108.4% }       |                       |                            |      |
| 13C8_PFOsa_EIS  | (506.0 / 78.0)<br>2279628    | (10.16, N/A)<br>(N/A, 0.00, N/A)  | 777.1  | N/A                                 | 2.5391<br>[ 2.0000 ]            | 127.0%<br>{ 111.3% }      |                       |                            |      |
| D3_NMeFOSA_EIS  | (515.0 / 169.0)<br>385243    | (10.60, N/A)<br>(N/A, 0.00, N/A)  | 672.6  | N/A                                 | 2.2691<br>[ 2.0000 ]            | 113.5%<br>{ 96.9% }       |                       |                            |      |
| D5_NEtFOSA_EIS  | (531.0 / 169.0)<br>393249    | (10.69, N/A)<br>(N/A, 0.00, N/A)  | 875.7  | N/A                                 | 2.5288<br>[ 2.0000 ]            | 126.4%<br>{ 106.5% }      |                       |                            |      |



Chemist: HGH  
 Instrument: Saphira  
 Type: Sciex Q3 5500

Sample I.D.: SB04003-CCB2  
 DF, IV: 1, 10.0µL  
 Acquisition Method: 1633 2022-12-27.dam

Quant Method: 1633 - S2022-12-29A  
 Path: S2022-12-30A (6)  
 Acquired: 2022/12/30 - 05:07

| Analyte         | (Q1 / Q3)<br>Area Counts*min | R.T.<br>(R.T [min], R.R.T.)<br>( $\Delta$ RT-I[ $\mu$ min], $\Delta$ RT-CV[ $\mu$ min], $\Delta$ RT ion[s]) | S / N  | Ion Ratio<br>IR Vs MP%<br>IR Vs CV% | Concentration<br>[ True ] ng/mL | Q.C.<br>Rec.<br>{Area%CV} | Primary<br>Transition | Confirmation<br>Transition | Flag |
|-----------------|------------------------------|---|--------|-------------------------------------|---------------------------------|---------------------------|-----------------------|----------------------------|------|
| D3_MeFOSAA_EIS  | (573.0 / 419.0)<br>1202649   | (9.44, N/A)<br>(N/A, 0.00, N/A)   | 362.8  | N/A                                 | 4.9691<br>[ 4.0000 ]            | 124.2%<br>{ 120.6% }      |                       |                            |      |
| D5_EtFOSAA_EIS  | (589.0 / 419.0)<br>941516    | (9.64, N/A)<br>(N/A, 0.00, N/A)   | 132.7  | N/A                                 | 4.8927<br>[ 4.0000 ]            | 122.3%<br>{ 109.1% }      |                       |                            |      |
| D7_NMeFOSE_EIS  | (623.0 / 58.9)<br>1043595    | (10.56, N/A)<br>(N/A, 0.00, N/A)  | 1152.5 | N/A                                 | 28.1343<br>[ 20.0000 ]          | 140.7%<br>{ 113.6% }      |                       |                            |      |
| D9_NEtFOSE_EIS  | (639.0 / 58.9)<br>451377     | (10.66, N/A)<br>(N/A, 0.00, N/A)  | 744.2  | N/A                                 | 26.3889<br>[ 20.0000 ]          | 131.9%<br>{ 94.8% }       |                       |                            |      |
| 13C3_HFPODA_EIS | (287.0 / 169.0)<br>1938069   | (6.41, N/A)<br>(N/A, 0.01, N/A)   | 767.6  | N/A                                 | 7.5128<br>[ 8.0000 ]            | 93.9%<br>{ 106.4% }       |                       |                            |      |

## ANALYSIS SEQUENCE BLANKSN

Laboratory:N APPL, L CL SDG:N  
 Client:N Tidewater, Inc.L Project:N NASA JPL SIL  
 Sequence:N SB04003L Instrument:N SaphiraL  
 Calibration:N 2253011L

| Lab Sample IDN | AnalyteN      | FoundN | UnitsN | RLN | CN |
|----------------|---------------|--------|--------|-----|----|
| SB040 3-CCB30  | PFBA          | .0     | ng/mL0 | .40 | U  |
|                | PFPEA         | .0     | ng/mL0 | .20 | U  |
|                | PFHXA         | .0     | ng/mL0 | .10 | U  |
|                | PFHPA         | .0     | ng/mL0 | .10 | U  |
|                | PFOA          | .0     | ng/mL0 | .10 | U  |
|                | PFNA          | .0     | ng/mL0 | .10 | U  |
|                | PFDA          | .0     | ng/mL0 | .10 | U  |
|                | PFUnA         | .0     | ng/mL0 | .10 | U  |
|                | PFDOA         | .0     | ng/mL0 | .10 | U  |
|                | PFTRDA        | .0     | ng/mL0 | .10 | U  |
|                | PFTEDA        | .0     | ng/mL0 | .10 | U  |
|                | PFBS0         | .0     | ng/mL0 | .10 | U  |
|                | PFPE0         | .0     | ng/mL0 | .10 | U  |
|                | PFHXS0        | .0     | ng/mL0 | .10 | U  |
|                | PFHPS0        | .0     | ng/mL0 | .10 | U  |
|                | PFOS0         | .0     | ng/mL0 | .10 | U  |
|                | PFNS0         | .0     | ng/mL0 | .10 | U  |
|                | PFDS0         | .0     | ng/mL0 | .10 | U  |
|                | 4:2FTS0       | .0     | ng/mL0 | .40 | U  |
|                | 6:2FTS0       | .0     | ng/mL0 | .40 | U  |
|                | 8:2FTS0       | .0     | ng/mL0 | .40 | U  |
|                | PFOSA         | .0     | ng/mL0 | .40 | U  |
|                | NMeFOSA       | .0     | ng/mL0 | .40 | U  |
|                | NEtFOSA       | .0     | ng/mL0 | .40 | U  |
|                | NMeFOSAA      | .0     | ng/mL0 | .10 | U  |
|                | NEtFOSAA      | .0     | ng/mL0 | .10 | U  |
|                | NMeFOSE0      | .0     | ng/mL0 | .40 | U  |
|                | NEtFOSE0      | .0     | ng/mL0 | .40 | U  |
|                | HFPO-DA       | .0     | ng/mL0 | .20 | U  |
|                | ADONA         | .0     | ng/mL0 | .20 | U  |
|                | 9CL-PF3ONS0   | .0     | ng/mL0 | .20 | U  |
|                | 11CL-PF3OUDS0 | .0     | ng/mL0 | .20 | U  |
|                | 13C4-PFBA     | 7.920  | ng/mL0 |     |    |

## ANALYSIS SEQUENCE BLANKSN

|               |                  |              |              |
|---------------|------------------|--------------|--------------|
| Laboratory:N  | APPL, L CL       | SDG:N        |              |
| Client:N      | Tidewater, Inc.L | Project:N    | NASA JPL SIL |
| Sequence:N    | SB04003L         | Instrument:N | SaphiraL     |
| Calibration:N | 2253011L         |              |              |

| Lab Sample IDN | AnalyteN     | FoundN | UnitsN | RLN | CN |
|----------------|--------------|--------|--------|-----|----|
| SB040 3-CCB30  | 13C5-PFPEA   | 3.650  | ng/mL0 |     |    |
|                | 13C5-PFHXA   | 1.890  | ng/mL0 |     |    |
|                | 13C4-PFHPA   | 1.70   | ng/mL0 |     |    |
|                | 13C8-PFOA    | 1.910  | ng/mL0 |     |    |
|                | 13C9-PFNA    | .9880  | ng/mL0 |     |    |
|                | 13C6-PFDA    | .830   | ng/mL0 |     |    |
|                | 13C7-PFUnA   | .9990  | ng/mL0 |     |    |
|                | 13C2-PFDOA   | .9030  | ng/mL0 |     |    |
|                | 13C2-PFTEDA  | .8390  | ng/mL0 |     |    |
|                | 13C3-PFBS0   | 2.260  | ng/mL0 |     |    |
|                | 13C3-PFHXS0  | 2.080  | ng/mL0 |     |    |
|                | 13C8-PFOS0   | 2.160  | ng/mL0 |     |    |
|                | 13C2-4:2FTS0 | 5.160  | ng/mL0 |     |    |
|                | 13C2-6:2FTS0 | 4.620  | ng/mL0 |     |    |
|                | 13C2-8:2FTS0 | 3.420  | ng/mL0 |     |    |
|                | 13C8-PFOSA   | 2.520  | ng/mL0 |     |    |
|                | D3-NMEFOSA   | 2.360  | ng/mL0 |     |    |
|                | D5-NETFOSA   | 2.720  | ng/mL0 |     |    |
|                | D3-NMEFOSAA  | 4.510  | ng/mL0 |     |    |
|                | D5-NETFOSAA  | 5.280  | ng/mL0 |     |    |
|                | D7-NMEFOSE0  | 29.10  | ng/mL0 |     |    |
|                | D9-NETFOSE0  | 31.20  | ng/mL0 |     |    |
|                | 13C3-HFPO-DA | 7.310  | ng/mL0 |     |    |



Chemist: HGH  
 Instrument: Saphira  
 Type: Sciex Q3 5500

Sample I.D.: SB04003-CCB3  
 DF, IV: 1, 10.0µL  
 Acquisition Method: 1633 2022-12-27.dam

Quant Method: 1633 - S2022-12-29A  
 Path: S2022-12-30A (34)  
 Acquired: 2022/12/30 - 11:07

| Analyte | (Q1 / Q3)<br>Area Counts*min                     | R.T.<br>(R.T [min], R.R.T.)<br>( $\Delta$ RT-[min], $\Delta$ RT-<br>CV[min], $\Delta$ RT ion[s]) | S / N      | Ion Ratio<br>IR Vs MP%<br>IR Vs CV% | Concentration<br>[ True ] ng/mL | Q.C.<br>Rec.<br>{Area%CV} | Primary<br>Transition | Confirmation<br>Transition | Flag |
|---------|--|--|------------|-------------------------------------|---------------------------------|---------------------------|-----------------------|----------------------------|------|
| PFBA    | (213.0 / 169.0)<br>N/A                           | (N/A, N/A)<br>(N/A, N/A, N/A)  | N/A        | N/A<br>0.0<br>0.0                   | 0.0000                          | N/A                       |                       |                            |      |
| PFPeA   | (263.0 / 219.0)<br>N/A<br>(263.0 / 69.0)<br>N/A  | (N/A, N/A)<br>(N/A, N/A, N/A)  | N/A<br>N/A | N/A<br>0.0<br>0.0                   | 0.0000                          | N/A                       |                       |                            |      |
| PFHxA   | (313.0 / 269.0)<br>N/A<br>(313.0 / 119.0)<br>N/A | (N/A, N/A)<br>(N/A, N/A, N/A)  | N/A<br>N/A | N/A<br>0.0<br>0.0                   | 0.0000                          | N/A                       |                       |                            |      |
| PFHpA   | (363.0 / 319.0)<br>N/A<br>(363.0 / 169.0)<br>N/A | (N/A, N/A)<br>(N/A, N/A, N/A)  | N/A<br>N/A | N/A<br>0.0<br>0.0                   | 0.0000                          | N/A                       |                       |                            |      |
| PFOA    | (413.0 / 369.0)<br>N/A<br>(413.0 / 169.0)<br>N/A | (N/A, N/A)<br>(N/A, N/A, N/A)  | N/A<br>N/A | N/A<br>0.0<br>0.0                   | 0.0000                          | N/A                       |                       |                            |      |
| PFNA    | (463.0 / 419.0)<br>N/A<br>(463.0 / 169.0)<br>N/A | (N/A, N/A)<br>(N/A, N/A, N/A)  | N/A<br>N/A | N/A<br>0.0<br>0.0                   | 0.0000                          | N/A                       |                       |                            |      |
| PFDA    | (513.0 / 469.0)<br>N/A<br>(513.0 / 169.0)<br>N/A | (N/A, N/A)<br>(N/A, N/A, N/A)  | N/A<br>N/A | N/A<br>0.0<br>0.0                   | 0.0000                          | N/A                       |                       |                            |      |
| PFUnA   | (563.0 / 519.0)<br>N/A<br>(563.0 / 169.0)<br>N/A | (N/A, N/A)<br>(N/A, N/A, N/A)  | N/A<br>N/A | N/A<br>0.0<br>0.0                   | 0.0000                          | N/A                       |                       |                            |      |
| PFDoA   | (613.0 / 569.0)<br>N/A<br>(613.0 / 169.0)<br>N/A | (N/A, N/A)<br>(N/A, N/A, N/A)  | N/A<br>N/A | N/A<br>0.0<br>0.0                   | 0.0000                          | N/A                       |                       |                            |      |
| PFTrDA  | (663.0 / 619.0)<br>N/A<br>(663.0 / 169.0)<br>N/A | (N/A, N/A)<br>(N/A, N/A, N/A)  | N/A<br>N/A | N/A<br>0.0<br>0.0                   | 0.0000                          | N/A                       |                       |                            |      |
| PFTeDA  | (713.0 / 669.0)<br>N/A<br>(713.0 / 169.0)<br>N/A | (N/A, N/A)<br>(N/A, N/A, N/A)  | N/A<br>N/A | N/A<br>0.0<br>0.0                   | 0.0000                          | N/A                       |                       |                            |      |



Chemist: HGH  
 Instrument: Saphira  
 Type: Sciex Q3 5500

Sample I.D.: SB04003-CCB3  
 DF, IV: 1, 10.0µL  
 Acquisition Method: 1633 2022-12-27.dam

Quant Method: 1633 - S2022-12-29A  
 Path: S2022-12-30A (34)  
 Acquired: 2022/12/30 - 11:07

| Analyte | (Q1 / Q3)<br>Area Counts*min                        | R.T.<br>(R.T [min], R.R.T.)<br>(ΔRT-I[min], ΔRT-CV[min], ΔRT ion[s]) | S / N      | Ion Ratio<br>IR Vs MP%<br>IR Vs CV% | Concentration<br>[ True ] ng/mL | Q.C.<br>Rec.<br>{Area%CV} | Primary<br>Transition | Confirmation<br>Transition | Flag |
|---------|---|--|------------|-------------------------------------|---------------------------------|---------------------------|-----------------------|----------------------------|------|
| PFBS    | ( 299.0 / 80.0 )<br>N/A<br>( 299.0 / 99.0 )<br>N/A  | ( N/A , N/A )<br>( N/A , N/A , N/A )                                 | N/A<br>N/A | N/A<br>0.0<br>0.0                   | 0.0000                          | N/A                       |                       |                            |      |
| PFPeS   | ( 349.0 / 80.0 )<br>N/A<br>( 349.0 / 99.0 )<br>N/A  | ( N/A , N/A )<br>( N/A , N/A , N/A )                                 | N/A<br>N/A | N/A<br>0.0<br>0.0                   | 0.0000                          | N/A                       |                       |                            |      |
| PFHxS   | ( 399.0 / 80.0 )<br>N/A<br>( 399.0 / 99.0 )<br>N/A  | ( N/A , N/A )<br>( N/A , N/A , N/A )                                 | N/A<br>N/A | N/A<br>0.0<br>0.0                   | 0.0000                          | N/A                       |                       |                            |      |
| PFHpS   | ( 449.0 / 80.0 )<br>N/A<br>( 449.0 / 99.0 )<br>N/A  | ( N/A , N/A )<br>( N/A , N/A , N/A )                                 | N/A<br>N/A | N/A<br>0.0<br>0.0                   | 0.0000                          | N/A                       |                       |                            |      |
| PFOS    | ( 499.0 / 80.0 )<br>N/A<br>( 499.0 / 99.0 )<br>N/A  | ( N/A , N/A )<br>( N/A , N/A , N/A )                                 | N/A<br>N/A | N/A<br>0.0<br>0.0                   | 0.0000                          | N/A                       |                       |                            |      |
| PFNS    | ( 549.0 / 80.0 )<br>N/A<br>( 549.0 / 99.0 )<br>N/A  | ( N/A , N/A )<br>( N/A , N/A , N/A )                                 | N/A<br>N/A | N/A<br>0.0<br>0.0                   | 0.0000                          | N/A                       |                       |                            |      |
| PFDS    | ( 599.0 / 80.0 )<br>N/A<br>( 599.0 / 99.0 )<br>N/A  | ( N/A , N/A )<br>( N/A , N/A , N/A )                                 | N/A<br>N/A | N/A<br>0.0<br>0.0                   | 0.0000                          | N/A                       |                       |                            |      |
| PFDoS   | ( 699.0 / 80.0 )<br>N/A<br>( 699.0 / 99.0 )<br>N/A  | ( N/A , N/A )<br>( N/A , N/A , N/A )                                 | N/A<br>N/A | N/A<br>0.0<br>0.0                   | 0.0000                          | N/A                       |                       |                            |      |
| 4:2FTS  | ( 327.0 / 307.0 )<br>N/A<br>( 327.0 / 81.0 )<br>N/A | ( N/A , N/A )<br>( N/A , N/A , N/A )                                 | N/A<br>N/A | N/A<br>0.0<br>0.0                   | 0.0000                          | N/A                       |                       |                            |      |
| 6:2FTS  | ( 427.0 / 407.0 )<br>N/A<br>( 427.0 / 81.0 )<br>N/A | ( N/A , N/A )<br>( N/A , N/A , N/A )                                 | N/A<br>N/A | N/A<br>0.0<br>0.0                   | 0.0000                          | N/A                       |                       |                            |      |
| 8:2FTS  | ( 527.0 / 507.0 )<br>N/A<br>( 527.0 / 81.0 )<br>N/A | ( N/A , N/A )<br>( N/A , N/A , N/A )                                 | N/A<br>N/A | N/A<br>0.0<br>0.0                   | 0.0000                          | N/A                       |                       |                            |      |



Chemist: HGH  
 Instrument: Saphira  
 Type: Sciex Q3 5500

Sample I.D.: SB04003-CCB3  
 DF, IV: 1, 10.0µL  
 Acquisition Method: 1633 2022-12-27.dam

Quant Method: 1633 - S2022-12-29A  
 Path: S2022-12-30A (34)  
 Acquired: 2022/12/30 - 11:07

| Analyte      | (Q1 / Q3)<br>Area Counts*min                     | R.T.<br>(R.T [min], R.R.T.)<br>(ΔRT-I[min], ΔRT-CV[min], ΔRT ion[s]) | S / N      | Ion Ratio<br>IR Vs MP%<br>IR Vs CV% | Concentration<br>[ True ] ng/mL | Q.C.<br>Rec.<br>{Area%CV} | Primary<br>Transition | Confirmation<br>Transition | Flag |
|--------------|--|--|------------|-------------------------------------|---------------------------------|---------------------------|-----------------------|----------------------------|------|
| PFOSA        | (498.0 / 78.0)<br>N/A<br>(498.0 / 478.0)<br>N/A  | (N/A, N/A)<br>(N/A, N/A, N/A)  | N/A<br>N/A | N/A<br>0.0<br>0.0                   | 0.0000                          | N/A                       |                       |                            |      |
| NMeFOSA      | (512.0 / 219.0)<br>N/A<br>(512.0 / 169.0)<br>N/A | (N/A, N/A)<br>(N/A, N/A, N/A)  | N/A<br>N/A | N/A<br>0.0<br>0.0                   | 0.0000                          | N/A                       |                       |                            |      |
| NEtFOSA      | (526.0 / 219.0)<br>N/A<br>(526.0 / 169.0)<br>N/A | (N/A, N/A)<br>(N/A, N/A, N/A)  | N/A<br>N/A | N/A<br>0.0<br>0.0                   | 0.0000                          | N/A                       |                       |                            |      |
| NMeFOSAA     | (570.0 / 419.0)<br>N/A<br>(570.0 / 483.0)<br>N/A | (N/A, N/A)<br>(N/A, N/A, N/A)  | N/A<br>N/A | N/A<br>0.0<br>0.0                   | 0.0000                          | N/A                       |                       |                            |      |
| NEtFOSAA     | (584.0 / 419.0)<br>N/A<br>(584.0 / 526.0)<br>N/A | (N/A, N/A)<br>(N/A, N/A, N/A)  | N/A<br>N/A | N/A<br>0.0<br>0.0                   | 0.0000                          | N/A                       |                       |                            |      |
| NMeFOSE      | (616.0 / 59.0)<br>N/A                            | (N/A, N/A)<br>(N/A, N/A, N/A)  | N/A        | N/A<br>0.0<br>0.0                   | 0.0000                          | N/A                       |                       |                            |      |
| NEtFOSE      | (630.0 / 59.0)<br>N/A                            | (N/A, N/A)<br>(N/A, N/A, N/A)  | N/A        | N/A<br>0.0<br>0.0                   | 0.0000                          | N/A                       |                       |                            |      |
| HFPO-DA      | (285.0 / 169.0)<br>N/A<br>(285.0 / 185.0)<br>N/A | (N/A, N/A)<br>(N/A, N/A, N/A)  | N/A<br>N/A | N/A<br>0.0<br>0.0                   | 0.0000                          | N/A                       |                       |                            |      |
| ADONA        | (377.0 / 85.0)<br>N/A<br>(377.0 / 251.0)<br>N/A  | (N/A, N/A)<br>(N/A, N/A, N/A)  | N/A<br>N/A | N/A<br>0.0<br>0.0                   | 0.0000                          | N/A                       |                       |                            |      |
| 9Cl-Pf3ONS   | (531.0 / 351.0)<br>N/A<br>(533.0 / 353.0)<br>N/A | (N/A, N/A)<br>(N/A, N/A, N/A)  | N/A<br>N/A | N/A<br>0.0<br>0.0                   | 0.0000                          | N/A                       |                       |                            |      |
| 11Cl-Pf3OUDS | (631.0 / 451.0)<br>N/A<br>(633.0 / 453.0)<br>N/A | (N/A, N/A)<br>(N/A, N/A, N/A)  | N/A<br>N/A | N/A<br>0.0<br>0.0                   | 0.0000                          | N/A                       |                       |                            |      |

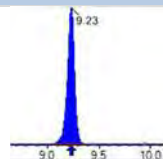
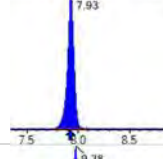
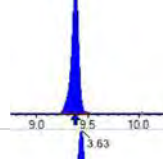
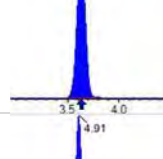
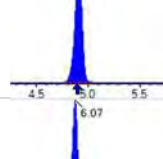
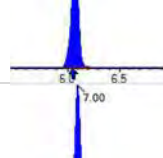
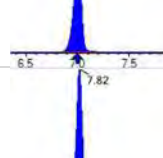
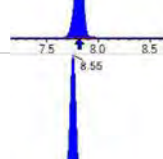
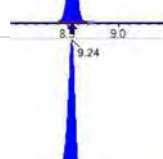
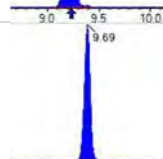



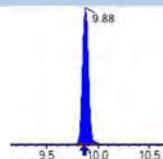
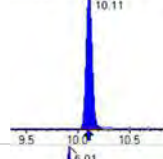
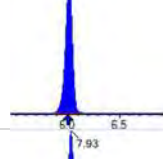
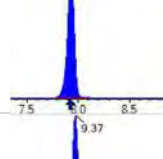
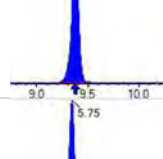
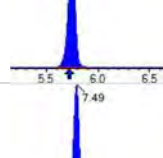
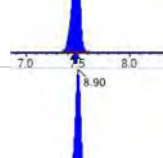
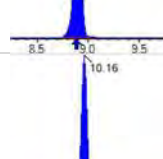
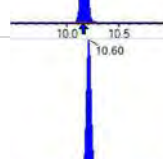
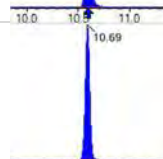

Chemist: HGH  
 Instrument: Saphira  
 Type: Sciex Q3 5500

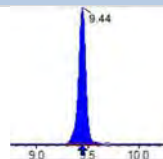
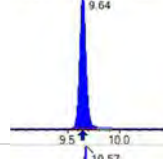
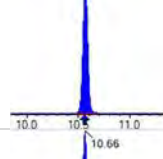
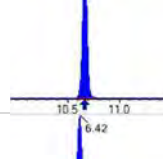
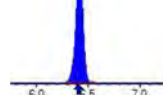
Sample I.D.: SB04003-CCB3  
 DF, IV: 1, 10.0µL  
 Acquisition Method: 1633 2022-12-27.dam

Quant Method: 1633 - S2022-12-29A  
 Path: S2022-12-30A (34)  
 Acquired: 2022/12/30 - 11:07

| Analyte        | (Q1 / Q3)<br>Area Counts*min                     | R.T.<br>(R.T [min], R.R.T.)<br>(ΔRT-[min], ΔRT-CV[min], ΔRT ion[s]) | S / N      | Ion Ratio<br>IR Vs MP%<br>IR Vs CV% | Concentration<br>[ True ] ng/mL | Q.C.<br>Rec.<br>{Area%CV} | Primary<br>Transition | Confirmation<br>Transition | Flag |
|----------------|--|---|------------|-------------------------------------|---------------------------------|---------------------------|-----------------------|----------------------------|------|
| 3:3FTCA        | (241.0 / 177.0)<br>N/A<br>(241.0 / 117.0)<br>N/A | (N/A, N/A)<br>(N/A, N/A, N/A)                                       | N/A<br>N/A | N/A<br>0.0<br>0.0                   | 0.0000                          | N/A                       |                       |                            |      |
| 5:3FTCA        | (341.0 / 236.7)<br>N/A<br>(341.0 / 217.0)<br>N/A | (N/A, N/A)<br>(N/A, N/A, N/A)                                       | N/A<br>N/A | N/A<br>0.0<br>0.0                   | 0.0000                          | N/A                       |                       |                            |      |
| 7:3FTCA        | (441.0 / 317.0)<br>N/A<br>(441.0 / 337.0)<br>N/A | (N/A, N/A)<br>(N/A, N/A, N/A)                                       | N/A<br>N/A | N/A<br>0.0<br>0.0                   | 0.0000                          | N/A                       |                       |                            |      |
| PFEESA         | (315.0 / 135.0)<br>N/A<br>(315.0 / 83.0)<br>N/A  | (N/A, N/A)<br>(N/A, N/A, N/A)                                       | N/A<br>N/A | N/A<br>0.0<br>0.0                   | 0.0000                          | N/A                       |                       |                            |      |
| PFMPA          | (229.0 / 85.0)<br>N/A                            | (N/A, N/A)<br>(N/A, N/A, N/A)                                       | N/A        | N/A<br>0.0<br>0.0                   | 0.0000                          | N/A                       |                       |                            |      |
| PFMBA          | (279.0 / 85.0)<br>N/A                            | (N/A, N/A)<br>(N/A, N/A, N/A)                                       | N/A        | N/A<br>0.0<br>0.0                   | 0.0000                          | N/A                       |                       |                            |      |
| NFDHA          | (295.0 / 201.0)<br>N/A<br>(295.0 / 85.0)<br>N/A  | (N/A, N/A)<br>(N/A, N/A, N/A)                                       | N/A<br>N/A | N/A<br>0.0<br>0.0                   | 0.0000                          | N/A                       |                       |                            |      |
| 13C3_PFBA_IIS  | (216.0 / 172.0)<br>214646                        | (3.63, N/A)<br>(N/A, 0.02, N/A)                                     | 578.7      | N/A                                 | 0.9967<br>[ 1.0000 ]            | 99.7%<br>{ 91.0% }        |                       |                            |      |
| 13C2_PFHxA_IIS | (315.0 / 270.0)<br>423716                        | (6.07, N/A)<br>(N/A, 0.02, N/A)                                     | 534.2      | N/A                                 | 1.1162<br>[ 1.0000 ]            | 111.6%<br>{ 102.6% }      |                       |                            |      |
| 13C4_PFOA_IIS  | (417.0 / 372.0)<br>377950                        | (7.82, N/A)<br>(N/A, 0.00, N/A)                                     | 469.4      | N/A                                 | 1.0470<br>[ 1.0000 ]            | 104.7%<br>{ 96.1% }       |                       |                            |      |
| 13C5_PFNA_IIS  | (468.0 / 423.0)<br>291744                        | (8.55, N/A)<br>(N/A, 0.00, N/A)                                     | 477.4      | N/A                                 | 0.9921<br>[ 1.0000 ]            | 99.2%<br>{ 91.0% }        |                       |                            |      |

| Analyte        | (Q1 / Q3)<br>Area Counts*min | R.T.<br>(R.T [min], R.R.T.)<br>( $\Delta$ RT-[min], $\Delta$ RT-<br>CV[min], $\Delta$ RT ion[s]) | S / N | Ion Ratio<br>IR Vs MP%<br>IR Vs CV% | Concentration<br>[ True ] ng/mL | Q.C.<br>Rec.<br>{Area%CV} | Primary<br>Transition   | Confirmation<br>Transition | Flag |
|----------------|------------------------------|--|-------|-------------------------------------|---------------------------------|---------------------------|---|----------------------------|------|
| 13C2_PFDA_IIS  | (515.0 / 470.1)<br>383974    | (9.23, N/A)<br>(N/A, 0.00, N/A)  | 455.3 | N/A                                 | 1.1272<br>[ 1.0000 ]            | 112.7%<br>{ 109.0% }      |    |                            |      |
| 18O2_PFHxS_IIS | (403.0 / 83.9)<br>564625     | (7.93, N/A)<br>(N/A, 0.00, N/A)  | 568.5 | N/A                                 | 0.9331<br>[ 1.0000 ]            | 93.3%<br>{ 89.7% }        |    |                            |      |
| 13C4_PFOS_IIS  | (503.0 / 79.9)<br>559063     | (9.38, N/A)<br>(N/A, 0.00, N/A)  | 526.6 | N/A                                 | 0.8670<br>[ 1.0000 ]            | 86.7%<br>{ 85.5% }        |    |                            |      |
| 13C4_PFBA_EIS  | (217.0 / 172.0)<br>1706484   | (3.63, N/A)<br>(N/A, 0.01, N/A)  | 662.3 | N/A                                 | 7.9187<br>[ 8.0000 ]            | 99.0%<br>{ 91.7% }        |    |                            |      |
| 13C5_PFPeA_EIS | (268.0 / 223.0)<br>1165314   | (4.91, N/A)<br>(N/A, 0.02, N/A)  | 685.1 | N/A                                 | 3.6454<br>[ 4.0000 ]            | 91.1%<br>{ 89.4% }        |   |                            |      |
| 13C5_PFHxA_EIS | (318.0 / 273.0)<br>820379    | (6.07, N/A)<br>(N/A, 0.02, N/A)  | 658.5 | N/A                                 | 1.8921<br>[ 2.0000 ]            | 94.6%<br>{ 101.2% }       |  |                            |      |
| 13C4_PFHpA_EIS | (367.0 / 322.0)<br>641220    | (7.00, N/A)<br>(N/A, 0.01, N/A)  | 471.7 | N/A                                 | 1.7024<br>[ 2.0000 ]            | 85.1%<br>{ 86.0% }        |  |                            |      |
| 13C8_PFOA_EIS  | (421.0 / 376.0)<br>738308    | (7.82, N/A)<br>(N/A, 0.01, N/A)  | 478.5 | N/A                                 | 1.9093<br>[ 2.0000 ]            | 95.5%<br>{ 93.4% }        |  |                            |      |
| 13C9_PFNA_EIS  | (472.0 / 427.0)<br>299602    | (8.55, N/A)<br>(N/A, 0.00, N/A)  | 443.2 | N/A                                 | 0.9884<br>[ 1.0000 ]            | 98.8%<br>{ 91.3% }        |  |                            |      |
| 13C6_PFDA_EIS  | (519.0 / 474.0)<br>384948    | (9.24, N/A)<br>(N/A, 0.01, N/A)  | 287.9 | N/A                                 | 0.8300<br>[ 1.0000 ]            | 83.0%<br>{ 86.7% }        |  |                            |      |
| 13C7_PFUnA_EIS | (570.0 / 525.0)<br>569844    | (9.69, N/A)<br>(N/A, 0.01, N/A)  | 608.7 | N/A                                 | 0.9990<br>[ 1.0000 ]            | 99.9%<br>{ 118.5% }       |  |                            |      |

| Analyte         | (Q1 / Q3)<br>Area Counts*min | R.T.<br>(R.T [min], R.R.T.)<br>( $\Delta$ RT-[min], $\Delta$ RT-<br>CV[min], $\Delta$ RT ion[s]) | S / N  | Ion Ratio<br>IR Vs MP%<br>IR Vs CV% | Concentration<br>[ True ] ng/mL | Q.C.<br>Rec.<br>{Area%CV} | Primary<br>Transition   | Confirmation<br>Transition | Flag |
|-----------------|------------------------------|--|--------|-------------------------------------|---------------------------------|---------------------------|---|----------------------------|------|
| 13C2_PFDa_EIS   | (615.0 / 570.0)<br>513736    | (9.88, N/A)<br>(N/A, 0.01, N/A)  | 527.7  | N/A                                 | 0.9025<br>[ 1.0000 ]            | 90.3%<br>{ 89.4% }        |    |                            |      |
| 13C2_PFTeDA_EIS | (715.0 / 670.0)<br>302650    | (10.11, N/A)<br>(N/A, 0.00, N/A)   | 682.2  | N/A                                 | 0.8391<br>[ 1.0000 ]            | 83.9%<br>{ 74.3% }        |    |                            |      |
| 13C3_PFBs_EIS   | (302.0 / 80.0)<br>1934197    | (6.01, N/A)<br>(N/A, 0.02, N/A)  | 637.5  | N/A                                 | 2.2634<br>[ 2.0000 ]            | 113.2%<br>{ 95.2% }       |    |                            |      |
| 13C3_PFHxS_EIS  | (402.0 / 80.0)<br>962396     | (7.93, N/A)<br>(N/A, 0.01, N/A)  | 583.0  | N/A                                 | 2.0799<br>[ 2.0000 ]            | 104.0%<br>{ 96.7% }       |    |                            |      |
| 13C8_PFOS_EIS   | (507.0 / 80.0)<br>1457773    | (9.37, N/A)<br>(N/A, 0.00, N/A)  | 478.3  | N/A                                 | 2.1637<br>[ 2.0000 ]            | 108.2%<br>{ 96.7% }       |   |                            |      |
| 13C2_4:2FTS_EIS | (329.0 / 81.0)<br>497723     | (5.75, N/A)<br>(N/A, 0.02, N/A)  | 687.3  | N/A                                 | 5.1554<br>[ 4.0000 ]            | 128.9%<br>{ 95.8% }       |  |                            |      |
| 13C2_6:2FTS_EIS | (429.0 / 81.0)<br>590622     | (7.49, N/A)<br>(N/A, 0.01, N/A)  | 584.6  | N/A                                 | 4.6236<br>[ 4.0000 ]            | 115.6%<br>{ 83.1% }       |  |                            |      |
| 13C2_8:2FTS_EIS | (529.0 / 81.0)<br>550357     | (8.90, N/A)<br>(N/A, 0.01, N/A)  | 460.5  | N/A                                 | 3.4179<br>[ 4.0000 ]            | 85.4%<br>{ 89.9% }        |  |                            |      |
| 13C8_PFOsa_EIS  | (506.0 / 78.0)<br>1983887    | (10.16, N/A)<br>(N/A, 0.01, N/A)   | 1038.9 | N/A                                 | 2.5229<br>[ 2.0000 ]            | 126.1%<br>{ 96.9% }       |  |                            |      |
| D3_NMeFOSA_EIS  | (515.0 / 169.0)<br>351371    | (10.60, N/A)<br>(N/A, 0.01, N/A)   | 829.3  | N/A                                 | 2.3629<br>[ 2.0000 ]            | 118.1%<br>{ 88.4% }       |  |                            |      |
| D5_NEtFOSA_EIS  | (531.0 / 169.0)<br>370889    | (10.69, N/A)<br>(N/A, 0.01, N/A)   | 1327.2 | N/A                                 | 2.7231<br>[ 2.0000 ]            | 136.2%<br>{ 100.5% }      |  |                            |      |

| Analyte         | (Q1 / Q3)<br>Area Counts*min | R.T.<br>(R.T [min], R.R.T.)<br>( $\Delta$ RT-I[ $\mu$ min], $\Delta$ RT-<br>CV[ $\mu$ min], $\Delta$ RT ion[s]) | S / N  | Ion Ratio<br>IR Vs MP%<br>IR Vs CV% | Concentration<br>[ True ] ng/mL | Q.C.<br>Rec.<br>{Area%CV} | Primary<br>Transition  | Confirmation<br>Transition | Flag |
|-----------------|------------------------------|---|--------|-------------------------------------|---------------------------------|---------------------------|--|----------------------------|------|
| D3_MeFOSAA_EIS  | (573.0 / 419.0)<br>956851    | (9.44, N/A)<br>(N/A, 0.01, N/A)   | 419.4  | N/A                                 | 4.5139<br>[ 4.0000 ]            | 112.8%<br>{ 95.9% }       |   |                            |      |
| D5_EtFOSAA_EIS  | (589.0 / 419.0)<br>889231    | (9.64, N/A)<br>(N/A, 0.01, N/A)   | 126.3  | N/A                                 | 5.2760<br>[ 4.0000 ]            | 131.9%<br>{ 103.0% }      |   |                            |      |
| D7_NMeFOSE_EIS  | (623.0 / 58.9)<br>945782     | (10.57, N/A)<br>(N/A, 0.01, N/A)  | 1314.7 | N/A                                 | 29.1113<br>[ 20.0000 ]          | 145.6%<br>{ 102.9% }      |   |                            |      |
| D9_NEtFOSE_EIS  | (639.0 / 58.9)<br>467588     | (10.66, N/A)<br>(N/A, 0.01, N/A)  | 1093.8 | N/A                                 | 31.2113<br>[ 20.0000 ]          | 156.1%<br>{ 98.2% }       |   |                            | S2.  |
| 13C3_HFPODA_EIS | (287.0 / 169.0)<br>1773337   | (6.42, N/A)<br>(N/A, 0.01, N/A)   | 661.6  | N/A                                 | 7.3109<br>[ 8.0000 ]            | 91.4%<br>{ 97.3% }        |  |                            |      |

## ANALYSIS SEQUENCE BLANKSN

Laboratory:N APPL, L CL SDG:N  
 Client:N Tidewater, Inc.L Project:N NASA JPL SIL  
 Sequence:N SB04003L Instrument:N SaphiraL  
 Calibration:N 2253011L

| Lab Sample IDN | AnalyteN      | FoundN | UnitsN | RLN | CN |
|----------------|---------------|--------|--------|-----|----|
| SB040 3-CCB40  | PFBA          | .0     | ng/mL0 | .40 | U  |
|                | PFPEA         | .0     | ng/mL0 | .20 | U  |
|                | PFHXA         | .0     | ng/mL0 | .10 | U  |
|                | PFHPA         | .0     | ng/mL0 | .10 | U  |
|                | PFOA          | .0     | ng/mL0 | .10 | U  |
|                | PFNA          | .0     | ng/mL0 | .10 | U  |
|                | PFDA          | .0     | ng/mL0 | .10 | U  |
|                | PFUnA         | .0     | ng/mL0 | .10 | U  |
|                | PFDOA         | .0     | ng/mL0 | .10 | U  |
|                | PFTRDA        | .0     | ng/mL0 | .10 | U  |
|                | PFTEDA        | .0     | ng/mL0 | .10 | U  |
|                | PFBS0         | .0     | ng/mL0 | .10 | U  |
|                | PFPE0         | .0     | ng/mL0 | .10 | U  |
|                | PFHXS0        | .0     | ng/mL0 | .10 | U  |
|                | PFHPS0        | .0     | ng/mL0 | .10 | U  |
|                | PFOS0         | .0     | ng/mL0 | .10 | U  |
|                | PFNS0         | .0     | ng/mL0 | .10 | U  |
|                | PFDS0         | .0     | ng/mL0 | .10 | U  |
|                | 4:2FTS0       | .0     | ng/mL0 | .40 | U  |
|                | 6:2FTS0       | .0     | ng/mL0 | .40 | U  |
|                | 8:2FTS0       | .0     | ng/mL0 | .40 | U  |
|                | PFOSA         | .0     | ng/mL0 | .40 | U  |
|                | NMeFOSA       | .0     | ng/mL0 | .40 | U  |
|                | NEtFOSA       | .0     | ng/mL0 | .40 | U  |
|                | NMeFOSAA      | .0     | ng/mL0 | .10 | U  |
|                | NEtFOSAA      | .0     | ng/mL0 | .10 | U  |
|                | NMeFOSE0      | .0     | ng/mL0 | .40 | U  |
|                | NEtFOSE0      | .0     | ng/mL0 | .40 | U  |
|                | HFPO-DA       | .0     | ng/mL0 | .20 | U  |
|                | ADONA         | .0     | ng/mL0 | .20 | U  |
|                | 9CL-PF3ONS0   | .0     | ng/mL0 | .20 | U  |
|                | 11CL-PF3OUDS0 | .0     | ng/mL0 | .20 | U  |
|                | 13C4-PFBA     | 7.720  | ng/mL0 |     |    |

## ANALYSIS SEQUENCE BLANKSN

|               |                  |              |              |
|---------------|------------------|--------------|--------------|
| Laboratory:N  | APPL, L CL       | SDG:N        |              |
| Client:N      | Tidewater, Inc.L | Project:N    | NASA JPL SIL |
| Sequence:N    | SB04003L         | Instrument:N | SaphiraL     |
| Calibration:N | 2253011L         |              |              |

| Lab Sample IDN | AnalyteN     | FoundN | UnitsN | RLN | CN |
|----------------|--------------|--------|--------|-----|----|
| SB040 3-CCB40  | 13C5-PFPEA   | 4.070  | ng/mL0 |     |    |
|                | 13C5-PFHXA   | 2.090  | ng/mL0 |     |    |
|                | 13C4-PFHPA   | 1.990  | ng/mL0 |     |    |
|                | 13C8-PFOA    | 1.920  | ng/mL0 |     |    |
|                | 13C9-PFNA    | 1.010  | ng/mL0 |     |    |
|                | 13C6-PFDA    | 1.040  | ng/mL0 |     |    |
|                | 13C7-PFUnA   | 1.150  | ng/mL0 |     |    |
|                | 13C2-PFDOA   | 1.140  | ng/mL0 |     |    |
|                | 13C2-PFTEDA  | 1.320  | ng/mL0 |     |    |
|                | 13C3-PFBS0   | 2.220  | ng/mL0 |     |    |
|                | 13C3-PFHXS0  | 2.080  | ng/mL0 |     |    |
|                | 13C8-PFOS0   | 2.10   | ng/mL0 |     |    |
|                | 13C2-4:2FTS0 | 5.170  | ng/mL0 |     |    |
|                | 13C2-6:2FTS0 | 4.570  | ng/mL0 |     |    |
|                | 13C2-8:2FTS0 | 3.780  | ng/mL0 |     |    |
|                | 13C8-PFOSA   | 2.310  | ng/mL0 |     |    |
|                | D3-NMEFOSA   | 2.150  | ng/mL0 |     |    |
|                | D5-NETFOSA   | 2.230  | ng/mL0 |     |    |
|                | D3-NMEFOSAA  | 4.320  | ng/mL0 |     |    |
|                | D5-NETFOSAA  | 5.220  | ng/mL0 |     |    |
|                | D7-NMEFOSE0  | 26.30  | ng/mL0 |     |    |
|                | D9-NETFOS0   | 27.60  | ng/mL0 |     |    |
|                | 13C3-HFPO-DA | 7.670  | ng/mL0 |     |    |



Chemist: HGH  
 Instrument: Saphira  
 Type: Sciex Q3 5500

Sample I.D.: SB04003-CCB4  
 DF, IV: 1, 10.0µL  
 Acquisition Method: 1633 2022-12-27.dam

Quant Method: 1633 - S2022-12-29A  
 Path: S2022-12-30A (56)  
 Acquired: 2022/12/30 - 15:51

| Analyte | (Q1 / Q3)<br>Area Counts*min                     | R.T.<br>(R.T [min], R.R.T.)<br>(ΔRT-I[min], ΔRT-CV[min], ΔRT ion[s]) | S / N      | Ion Ratio<br>IR Vs MP%<br>IR Vs CV% | Concentration<br>[ True ] ng/mL | Q.C.<br>Rec.<br>{Area%CV} | Primary<br>Transition | Confirmation<br>Transition | Flag |
|---------|--|--|------------|-------------------------------------|---------------------------------|---------------------------|-----------------------|----------------------------|------|
| PFBA    | (213.0 / 169.0)<br>N/A                           | (N/A, N/A)<br>(N/A, N/A, N/A)  | N/A        | N/A<br>0.0<br>0.0                   | 0.0000                          | N/A                       |                       |                            |      |
| PFPeA   | (263.0 / 219.0)<br>N/A<br>(263.0 / 69.0)<br>N/A  | (N/A, N/A)<br>(N/A, N/A, N/A)  | N/A<br>N/A | N/A<br>0.0<br>0.0                   | 0.0000                          | N/A                       |                       |                            |      |
| PFHxA   | (313.0 / 269.0)<br>N/A<br>(313.0 / 119.0)<br>N/A | (N/A, N/A)<br>(N/A, N/A, N/A)  | N/A<br>N/A | N/A<br>0.0<br>0.0                   | 0.0000                          | N/A                       |                       |                            |      |
| PFHpA   | (363.0 / 319.0)<br>N/A<br>(363.0 / 169.0)<br>N/A | (N/A, N/A)<br>(N/A, N/A, N/A)  | N/A<br>N/A | N/A<br>0.0<br>0.0                   | 0.0000                          | N/A                       |                       |                            |      |
| PFOA    | (413.0 / 369.0)<br>N/A<br>(413.0 / 169.0)<br>N/A | (N/A, N/A)<br>(N/A, N/A, N/A)  | N/A<br>N/A | N/A<br>0.0<br>0.0                   | 0.0000                          | N/A                       |                       |                            |      |
| PFNA    | (463.0 / 419.0)<br>N/A<br>(463.0 / 169.0)<br>N/A | (N/A, N/A)<br>(N/A, N/A, N/A)  | N/A<br>N/A | N/A<br>0.0<br>0.0                   | 0.0000                          | N/A                       |                       |                            |      |
| PFDA    | (513.0 / 469.0)<br>N/A<br>(513.0 / 169.0)<br>N/A | (N/A, N/A)<br>(N/A, N/A, N/A)  | N/A<br>N/A | N/A<br>0.0<br>0.0                   | 0.0000                          | N/A                       |                       |                            |      |
| PFUnA   | (563.0 / 519.0)<br>N/A<br>(563.0 / 169.0)<br>N/A | (N/A, N/A)<br>(N/A, N/A, N/A)  | N/A<br>N/A | N/A<br>0.0<br>0.0                   | 0.0000                          | N/A                       |                       |                            |      |
| PFDoA   | (613.0 / 569.0)<br>N/A<br>(613.0 / 169.0)<br>N/A | (N/A, N/A)<br>(N/A, N/A, N/A)  | N/A<br>N/A | N/A<br>0.0<br>0.0                   | 0.0000                          | N/A                       |                       |                            |      |
| PFTrDA  | (663.0 / 619.0)<br>N/A<br>(663.0 / 169.0)<br>N/A | (N/A, N/A)<br>(N/A, N/A, N/A)  | N/A<br>N/A | N/A<br>0.0<br>0.0                   | 0.0000                          | N/A                       |                       |                            |      |
| PFTeDA  | (713.0 / 669.0)<br>N/A<br>(713.0 / 169.0)<br>N/A | (N/A, N/A)<br>(N/A, N/A, N/A)  | N/A<br>N/A | N/A<br>0.0<br>0.0                   | 0.0000                          | N/A                       |                       |                            |      |



Chemist: HGH  
 Instrument: Saphira  
 Type: Sciex Q3 5500

Sample I.D.: SB04003-CCB4  
 DF, IV: 1, 10.0µL  
 Acquisition Method: 1633 2022-12-27.dam

Quant Method: 1633 - S2022-12-29A  
 Path: S2022-12-30A (56)  
 Acquired: 2022/12/30 - 15:51

| Analyte | (Q1 / Q3)<br>Area Counts*min                        | R.T.<br>(R.T [min], R.R.T.)<br>(ΔRT-I[min], ΔRT-CV[min], ΔRT ion[s]) | S / N      | Ion Ratio<br>IR Vs MP%<br>IR Vs CV% | Concentration<br>[ True ] ng/mL | Q.C.<br>Rec.<br>{Area%CV} | Primary<br>Transition | Confirmation<br>Transition | Flag |
|---------|---|--|------------|-------------------------------------|---------------------------------|---------------------------|-----------------------|----------------------------|------|
| PFBS    | ( 299.0 / 80.0 )<br>N/A<br>( 299.0 / 99.0 )<br>N/A  | ( N/A , N/A )<br>( N/A , N/A , N/A )                                 | N/A<br>N/A | N/A<br>0.0<br>0.0                   | 0.0000                          | N/A                       |                       |                            |      |
| PFPeS   | ( 349.0 / 80.0 )<br>N/A<br>( 349.0 / 99.0 )<br>N/A  | ( N/A , N/A )<br>( N/A , N/A , N/A )                                 | N/A<br>N/A | N/A<br>0.0<br>0.0                   | 0.0000                          | N/A                       |                       |                            |      |
| PFHxS   | ( 399.0 / 80.0 )<br>N/A<br>( 399.0 / 99.0 )<br>N/A  | ( N/A , N/A )<br>( N/A , N/A , N/A )                                 | N/A<br>N/A | N/A<br>0.0<br>0.0                   | 0.0000                          | N/A                       |                       |                            |      |
| PFHpS   | ( 449.0 / 80.0 )<br>N/A<br>( 449.0 / 99.0 )<br>N/A  | ( N/A , N/A )<br>( N/A , N/A , N/A )                                 | N/A<br>N/A | N/A<br>0.0<br>0.0                   | 0.0000                          | N/A                       |                       |                            |      |
| PFOS    | ( 499.0 / 80.0 )<br>N/A<br>( 499.0 / 99.0 )<br>N/A  | ( N/A , N/A )<br>( N/A , N/A , N/A )                                 | N/A<br>N/A | N/A<br>0.0<br>0.0                   | 0.0000                          | N/A                       |                       |                            |      |
| PFNS    | ( 549.0 / 80.0 )<br>N/A<br>( 549.0 / 99.0 )<br>N/A  | ( N/A , N/A )<br>( N/A , N/A , N/A )                                 | N/A<br>N/A | N/A<br>0.0<br>0.0                   | 0.0000                          | N/A                       |                       |                            |      |
| PFDS    | ( 599.0 / 80.0 )<br>N/A<br>( 599.0 / 99.0 )<br>N/A  | ( N/A , N/A )<br>( N/A , N/A , N/A )                                 | N/A<br>N/A | N/A<br>0.0<br>0.0                   | 0.0000                          | N/A                       |                       |                            |      |
| PFDoS   | ( 699.0 / 80.0 )<br>N/A<br>( 699.0 / 99.0 )<br>N/A  | ( N/A , N/A )<br>( N/A , N/A , N/A )                                 | N/A<br>N/A | N/A<br>0.0<br>0.0                   | 0.0000                          | N/A                       |                       |                            |      |
| 4:2FTS  | ( 327.0 / 307.0 )<br>N/A<br>( 327.0 / 81.0 )<br>N/A | ( N/A , N/A )<br>( N/A , N/A , N/A )                                 | N/A<br>N/A | N/A<br>0.0<br>0.0                   | 0.0000                          | N/A                       |                       |                            |      |
| 6:2FTS  | ( 427.0 / 407.0 )<br>N/A<br>( 427.0 / 81.0 )<br>N/A | ( N/A , N/A )<br>( N/A , N/A , N/A )                                 | N/A<br>N/A | N/A<br>0.0<br>0.0                   | 0.0000                          | N/A                       |                       |                            |      |
| 8:2FTS  | ( 527.0 / 507.0 )<br>N/A<br>( 527.0 / 81.0 )<br>N/A | ( N/A , N/A )<br>( N/A , N/A , N/A )                                 | N/A<br>N/A | N/A<br>0.0<br>0.0                   | 0.0000                          | N/A                       |                       |                            |      |



Chemist: HGH  
 Instrument: Saphira  
 Type: Sciex Q3 5500

Sample I.D.: SB04003-CCB4  
 DF, IV: 1, 10.0µL  
 Acquisition Method: 1633 2022-12-27.dam

Quant Method: 1633 - S2022-12-29A  
 Path: S2022-12-30A (56)  
 Acquired: 2022/12/30 - 15:51

| Analyte      | (Q1 / Q3)<br>Area Counts*min                     | R.T.<br>(R.T [min], R.R.T.)<br>(ΔRT-[min], ΔRT-CV[min], ΔRT ion[s]) | S / N      | Ion Ratio<br>IR Vs MP%<br>IR Vs CV% | Concentration<br>[ True ] ng/mL | Q.C.<br>Rec.<br>{Area%CV} | Primary<br>Transition | Confirmation<br>Transition | Flag |
|--------------|--|---|------------|-------------------------------------|---------------------------------|---------------------------|-----------------------|----------------------------|------|
| PFOSA        | (498.0 / 78.0)<br>N/A<br>(498.0 / 478.0)<br>N/A  | (N/A, N/A)<br>(N/A, N/A, N/A)                                       | N/A<br>N/A | N/A<br>0.0<br>0.0                   | 0.0000                          | N/A                       |                       |                            |      |
| NMeFOSA      | (512.0 / 219.0)<br>N/A<br>(512.0 / 169.0)<br>N/A | (N/A, N/A)<br>(N/A, N/A, N/A)                                       | N/A<br>N/A | N/A<br>0.0<br>0.0                   | 0.0000                          | N/A                       |                       |                            |      |
| NEtFOSA      | (526.0 / 219.0)<br>N/A<br>(526.0 / 169.0)<br>N/A | (N/A, N/A)<br>(N/A, N/A, N/A)                                       | N/A<br>N/A | N/A<br>0.0<br>0.0                   | 0.0000                          | N/A                       |                       |                            |      |
| NMeFOSAA     | (570.0 / 419.0)<br>N/A<br>(570.0 / 483.0)<br>N/A | (N/A, N/A)<br>(N/A, N/A, N/A)                                       | N/A<br>N/A | N/A<br>0.0<br>0.0                   | 0.0000                          | N/A                       |                       |                            |      |
| NEtFOSAA     | (584.0 / 419.0)<br>N/A<br>(584.0 / 526.0)<br>N/A | (N/A, N/A)<br>(N/A, N/A, N/A)                                       | N/A<br>N/A | N/A<br>0.0<br>0.0                   | 0.0000                          | N/A                       |                       |                            |      |
| NMeFOSE      | (616.0 / 59.0)<br>N/A                            | (N/A, N/A)<br>(N/A, N/A, N/A)                                       | N/A        | N/A<br>0.0<br>0.0                   | 0.0000                          | N/A                       |                       |                            |      |
| NEtFOSE      | (630.0 / 59.0)<br>N/A                            | (N/A, N/A)<br>(N/A, N/A, N/A)                                       | N/A        | N/A<br>0.0<br>0.0                   | 0.0000                          | N/A                       |                       |                            |      |
| HFPO-DA      | (285.0 / 169.0)<br>N/A<br>(285.0 / 185.0)<br>N/A | (N/A, N/A)<br>(N/A, N/A, N/A)                                       | N/A<br>N/A | N/A<br>0.0<br>0.0                   | 0.0000                          | N/A                       |                       |                            |      |
| ADONA        | (377.0 / 85.0)<br>N/A<br>(377.0 / 251.0)<br>N/A  | (N/A, N/A)<br>(N/A, N/A, N/A)                                       | N/A<br>N/A | N/A<br>0.0<br>0.0                   | 0.0000                          | N/A                       |                       |                            |      |
| 9Cl-Pf3ONS   | (531.0 / 351.0)<br>N/A<br>(533.0 / 353.0)<br>N/A | (N/A, N/A)<br>(N/A, N/A, N/A)                                       | N/A<br>N/A | N/A<br>0.0<br>0.0                   | 0.0000                          | N/A                       |                       |                            |      |
| 11Cl-Pf3OUDS | (631.0 / 451.0)<br>N/A<br>(633.0 / 453.0)<br>N/A | (N/A, N/A)<br>(N/A, N/A, N/A)                                       | N/A<br>N/A | N/A<br>0.0<br>0.0                   | 0.0000                          | N/A                       |                       |                            |      |

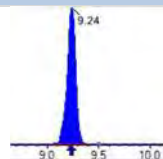
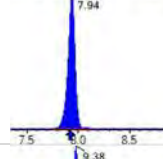
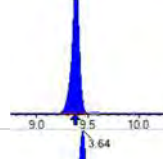
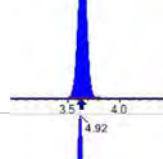
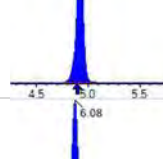
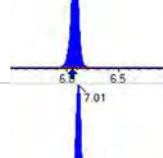
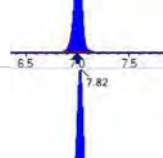
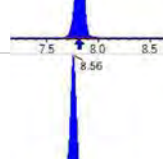
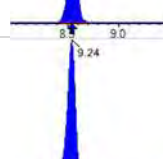
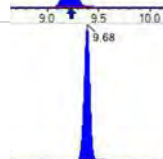



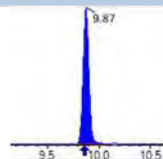
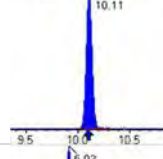
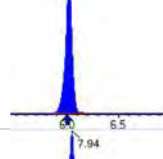
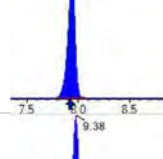
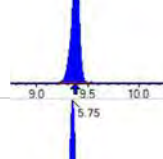
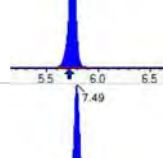
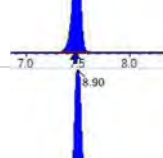
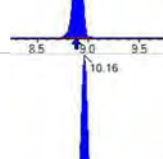
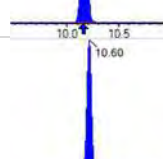
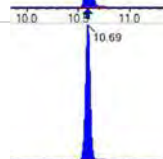

Chemist: HGH  
 Instrument: Saphira  
 Type: Sciex Q3 5500

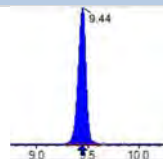
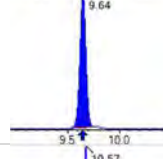
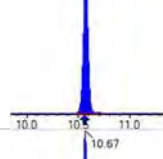
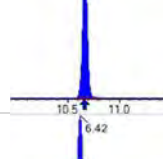
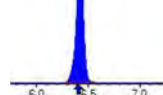
Sample I.D.: SB04003-CCB4  
 DF, IV: 1, 10.0µL  
 Acquisition Method: 1633 2022-12-27.dam

Quant Method: 1633 - S2022-12-29A  
 Path: S2022-12-30A (56)  
 Acquired: 2022/12/30 - 15:51

| Analyte        | (Q1 / Q3)<br>Area Counts*min                     | R.T.<br>(R.T [min], R.R.T.)<br>(ΔRT-I[min], ΔRT-CV[min], ΔRT ion[s]) | S / N      | Ion Ratio<br>IR Vs MP%<br>IR Vs CV% | Concentration<br>[ True ] ng/mL | Q.C.<br>Rec.<br>{Area%CV} | Primary<br>Transition | Confirmation<br>Transition | Flag |
|----------------|--|--|------------|-------------------------------------|---------------------------------|---------------------------|-----------------------|----------------------------|------|
| 3:3FTCA        | (241.0 / 177.0)<br>N/A<br>(241.0 / 117.0)<br>N/A | (N/A, N/A)<br>(N/A, N/A, N/A)  | N/A<br>N/A | N/A<br>0.0<br>0.0                   | 0.0000                          | N/A                       |                       |                            |      |
| 5:3FTCA        | (341.0 / 236.7)<br>N/A<br>(341.0 / 217.0)<br>N/A | (N/A, N/A)<br>(N/A, N/A, N/A)  | N/A<br>N/A | N/A<br>0.0<br>0.0                   | 0.0000                          | N/A                       |                       |                            |      |
| 7:3FTCA        | (441.0 / 317.0)<br>N/A<br>(441.0 / 337.0)<br>N/A | (N/A, N/A)<br>(N/A, N/A, N/A)  | N/A<br>N/A | N/A<br>0.0<br>0.0                   | 0.0000                          | N/A                       |                       |                            |      |
| PFEESA         | (315.0 / 135.0)<br>N/A<br>(315.0 / 83.0)<br>N/A  | (N/A, N/A)<br>(N/A, N/A, N/A)  | N/A<br>N/A | N/A<br>0.0<br>0.0                   | 0.0000                          | N/A                       |                       |                            |      |
| PFMPA          | (229.0 / 85.0)<br>N/A                            | (N/A, N/A)<br>(N/A, N/A, N/A)  | N/A        | N/A<br>0.0<br>0.0                   | 0.0000                          | N/A                       |                       |                            |      |
| PFMBA          | (279.0 / 85.0)<br>N/A                            | (N/A, N/A)<br>(N/A, N/A, N/A)  | N/A        | N/A<br>0.0<br>0.0                   | 0.0000                          | N/A                       |                       |                            |      |
| NFDHA          | (295.0 / 201.0)<br>N/A<br>(295.0 / 85.0)<br>N/A  | (N/A, N/A)<br>(N/A, N/A, N/A)  | N/A<br>N/A | N/A<br>0.0<br>0.0                   | 0.0000                          | N/A                       |                       |                            |      |
| 13C3_PFBA_IIS  | (216.0 / 172.0)<br>220187                        | (3.65, N/A)<br>(N/A, 0.03, N/A)                                      | 637.9      | N/A                                 | 1.0225<br>[ 1.0000 ]            | 102.2%<br>{ 93.4% }       |                       |                            |      |
| 13C2_PFHxA_IIS | (315.0 / 270.0)<br>414847                        | (6.08, N/A)<br>(N/A, 0.02, N/A)                                      | 499.0      | N/A                                 | 1.0928<br>[ 1.0000 ]            | 109.3%<br>{ 100.5% }      |                       |                            |      |
| 13C4_PFOA_IIS  | (417.0 / 372.0)<br>389690                        | (7.82, N/A)<br>(N/A, 0.01, N/A)                                      | 675.2      | N/A                                 | 1.0796<br>[ 1.0000 ]            | 108.0%<br>{ 99.1% }       |                       |                            |      |
| 13C5_PFNA_IIS  | (468.0 / 423.0)<br>286377                        | (8.56, N/A)<br>(N/A, 0.01, N/A)                                      | 470.3      | N/A                                 | 0.9739<br>[ 1.0000 ]            | 97.4%<br>{ 89.3% }        |                       |                            |      |

| Analyte        | (Q1 / Q3)<br>Area Counts*min | R.T.<br>(R.T [min], R.R.T.)<br>( $\Delta$ RT-[min], $\Delta$ RT-<br>CV[min], $\Delta$ RT ion[s]) | S / N | Ion Ratio<br>IR Vs MP%<br>IR Vs CV% | Concentration<br>[ True ] ng/mL | Q.C.<br>Rec.<br>{Area%CV} | Primary<br>Transition   | Confirmation<br>Transition | Flag |
|----------------|------------------------------|--|-------|-------------------------------------|---------------------------------|---------------------------|---|----------------------------|------|
| 13C2_PFDA_IIS  | (515.0 / 470.1)<br>320829    | (9.24, N/A)<br>(N/A, 0.01, N/A)  | 382.0 | N/A                                 | 0.9418<br>[ 1.0000 ]            | 94.2%<br>{ 91.1% }        |    |                            |      |
| 18O2_PFHxS_IIS | (403.0 / 83.9)<br>632995     | (7.94, N/A)<br>(N/A, 0.01, N/A)  | 596.1 | N/A                                 | 1.0461<br>[ 1.0000 ]            | 104.6%<br>{ 100.5% }      |    |                            |      |
| 13C4_PFOS_IIS  | (503.0 / 79.9)<br>626150     | (9.38, N/A)<br>(N/A, 0.01, N/A)  | 380.7 | N/A                                 | 0.9711<br>[ 1.0000 ]            | 97.1%<br>{ 95.7% }        |    |                            |      |
| 13C4_PFBA_EIS  | (217.0 / 172.0)<br>1706473   | (3.64, N/A)<br>(N/A, 0.03, N/A)  | 688.3 | N/A                                 | 7.7194<br>[ 8.0000 ]            | 96.5%<br>{ 91.7% }        |    |                            |      |
| 13C5_PFPeA_EIS | (268.0 / 223.0)<br>1272461   | (4.92, N/A)<br>(N/A, 0.03, N/A)  | 677.6 | N/A                                 | 4.0657<br>[ 4.0000 ]            | 101.6%<br>{ 97.6% }       |   |                            |      |
| 13C5_PFHxA_EIS | (318.0 / 273.0)<br>885267    | (6.08, N/A)<br>(N/A, 0.02, N/A)  | 646.9 | N/A                                 | 2.0854<br>[ 2.0000 ]            | 104.3%<br>{ 109.2% }      |  |                            |      |
| 13C4_PFHpA_EIS | (367.0 / 322.0)<br>733603    | (7.01, N/A)<br>(N/A, 0.02, N/A)  | 428.3 | N/A                                 | 1.9893<br>[ 2.0000 ]            | 99.5%<br>{ 98.3% }        |  |                            |      |
| 13C8_PFOA_EIS  | (421.0 / 376.0)<br>766460    | (7.82, N/A)<br>(N/A, 0.01, N/A)  | 523.2 | N/A                                 | 1.9224<br>[ 2.0000 ]            | 96.1%<br>{ 96.9% }        |  |                            |      |
| 13C9_PFNA_EIS  | (472.0 / 427.0)<br>299978    | (8.56, N/A)<br>(N/A, 0.01, N/A)  | 586.0 | N/A                                 | 1.0081<br>[ 1.0000 ]            | 100.8%<br>{ 91.4% }       |  |                            |      |
| 13C6_PFDA_EIS  | (519.0 / 474.0)<br>403142    | (9.24, N/A)<br>(N/A, 0.01, N/A)  | 313.8 | N/A                                 | 1.0403<br>[ 1.0000 ]            | 104.0%<br>{ 90.8% }       |  |                            |      |
| 13C7_PFUnA_EIS | (570.0 / 525.0)<br>547784    | (9.68, N/A)<br>(N/A, 0.01, N/A)  | 443.9 | N/A                                 | 1.1494<br>[ 1.0000 ]            | 114.9%<br>{ 113.9% }      |  |                            |      |

| Analyte         | (Q1 / Q3)<br>Area Counts*min | R.T.<br>(R.T [min], R.R.T.)<br>( $\Delta$ RT-[min], $\Delta$ RT-<br>CV[min], $\Delta$ RT ion[s]) | S / N  | Ion Ratio<br>IR Vs MP%<br>IR Vs CV% | Concentration<br>[ True ] ng/mL | Q.C.<br>Rec.<br>{Area%CV} | Primary<br>Transition   | Confirmation<br>Transition | Flag |
|-----------------|------------------------------|--|--------|-------------------------------------|---------------------------------|---------------------------|---|----------------------------|------|
| 13C2_PFDa_EIS   | (615.0 / 570.0)<br>539808    | (9.87, N/A)<br>(N/A, 0.01, N/A)  | 494.2  | N/A                                 | 1.1350<br>[ 1.0000 ]            | 113.5%<br>{ 93.9% }       |    |                            |      |
| 13C2_PFTeDA_EIS | (715.0 / 670.0)<br>398838    | (10.11, N/A)<br>(N/A, 0.00, N/A)   | 1176.6 | N/A                                 | 1.3235<br>[ 1.0000 ]            | 132.3%<br>{ 97.9% }       |    |                            |      |
| 13C3_PFBs_EIS   | (302.0 / 80.0)<br>2125385    | (6.02, N/A)<br>(N/A, 0.02, N/A)  | 619.6  | N/A                                 | 2.2185<br>[ 2.0000 ]            | 110.9%<br>{ 104.6% }      |    |                            |      |
| 13C3_PFHxS_EIS  | (402.0 / 80.0)<br>1078231    | (7.94, N/A)<br>(N/A, 0.01, N/A)  | 805.7  | N/A                                 | 2.0786<br>[ 2.0000 ]            | 103.9%<br>{ 108.3% }      |    |                            |      |
| 13C8_PFOS_EIS   | (507.0 / 80.0)<br>1586324    | (9.38, N/A)<br>(N/A, 0.01, N/A)  | 513.0  | N/A                                 | 2.1023<br>[ 2.0000 ]            | 105.1%<br>{ 105.3% }      |   |                            |      |
| 13C2_4:2FTS_EIS | (329.0 / 81.0)<br>559549     | (5.75, N/A)<br>(N/A, 0.03, N/A)  | 743.3  | N/A                                 | 5.1698<br>[ 4.0000 ]            | 129.2%<br>{ 107.7% }      |  |                            |      |
| 13C2_6:2FTS_EIS | (429.0 / 81.0)<br>654068     | (7.49, N/A)<br>(N/A, 0.02, N/A)  | 602.5  | N/A                                 | 4.5673<br>[ 4.0000 ]            | 114.2%<br>{ 92.1% }       |  |                            |      |
| 13C2_8:2FTS_EIS | (529.0 / 81.0)<br>682407     | (8.90, N/A)<br>(N/A, 0.01, N/A)  | 475.0  | N/A                                 | 3.7802<br>[ 4.0000 ]            | 94.5%<br>{ 111.5% }       |  |                            |      |
| 13C8_PFOsa_EIS  | (506.0 / 78.0)<br>2033450    | (10.16, N/A)<br>(N/A, 0.01, N/A)   | 1128.9 | N/A                                 | 2.3089<br>[ 2.0000 ]            | 115.4%<br>{ 99.3% }       |  |                            |      |
| D3_NMeFOSA_EIS  | (515.0 / 169.0)<br>357428    | (10.60, N/A)<br>(N/A, 0.01, N/A)   | 748.0  | N/A                                 | 2.1461<br>[ 2.0000 ]            | 107.3%<br>{ 89.9% }       |  |                            |      |
| D5_NEtFOSA_EIS  | (531.0 / 169.0)<br>340124    | (10.69, N/A)<br>(N/A, 0.01, N/A)   | 891.0  | N/A                                 | 2.2297<br>[ 2.0000 ]            | 111.5%<br>{ 92.1% }       |  |                            |      |

| Analyte         | (Q1 / Q3)<br>Area Counts*min | R.T.<br>(R.T [min], R.R.T.)<br>( $\Delta$ RT-I[ $\mu$ min], $\Delta$ RT-<br>CV[ $\mu$ min], $\Delta$ RT ion[s]) | S / N  | Ion Ratio<br>IR Vs MP%<br>IR Vs CV% | Concentration<br>[ True ] ng/mL | Q.C.<br>Rec.<br>{Area%CV} | Primary<br>Transition  | Confirmation<br>Transition | Flag |
|-----------------|------------------------------|---|--------|-------------------------------------|---------------------------------|---------------------------|--|----------------------------|------|
| D3_MeFOSAA_EIS  | (573.0 / 419.0)<br>1024487   | (9.44, N/A)<br>(N/A, 0.01, N/A)   | 504.5  | N/A                                 | 4.3151<br>[ 4.0000 ]            | 107.9%<br>{ 102.7% }      |   |                            |      |
| D5_EtFOSAA_EIS  | (589.0 / 419.0)<br>985566    | (9.64, N/A)<br>(N/A, 0.01, N/A)   | 134.8  | N/A                                 | 5.2210<br>[ 4.0000 ]            | 130.5%<br>{ 114.2% }      |   |                            |      |
| D7_NMeFOSE_EIS  | (623.0 / 58.9)<br>957350     | (10.57, N/A)<br>(N/A, 0.01, N/A)  | 1071.6 | N/A                                 | 26.3102<br>[ 20.0000 ]          | 131.6%<br>{ 104.2% }      |   |                            |      |
| D9_NEtFOSE_EIS  | (639.0 / 58.9)<br>463589     | (10.67, N/A)<br>(N/A, 0.01, N/A)  | 1321.5 | N/A                                 | 27.6289<br>[ 20.0000 ]          | 138.1%<br>{ 97.3% }       |   |                            |      |
| 13C3_HFPODA_EIS | (287.0 / 169.0)<br>1822167   | (6.42, N/A)<br>(N/A, 0.02, N/A)   | 719.1  | N/A                                 | 7.6729<br>[ 8.0000 ]            | 95.9%<br>{ 100.0% }       |  |                            |      |

## ANALYSIS SEQUENCE BLANKSN

Laboratory:N APPL, L CL SDG:N  
 Client:N Tidewater, Inc.L Project:N NASA JPL SIL  
 Sequence:N SB04012L Instrument:N SaphiraL  
 Calibration:N 2253011L

| Lab Sample IDN | AnalyteN      | FoundN  | UnitsN | RLN | CN |
|----------------|---------------|---------|--------|-----|----|
| SB04012-ICB10  | PFBA0         | .0      | ng/mL0 | .40 | U  |
|                | PFPEA0        | .0      | ng/mL0 | .20 | U  |
|                | PFHXA0        | .0      | ng/mL0 | .10 | U  |
|                | PFHPA0        | .0      | ng/mL0 | .10 | U  |
|                | PFOA0         | .0      | ng/mL0 | .10 | U  |
|                | PFNA0         | .0      | ng/mL0 | .10 | U  |
|                | PFDA0         | .0      | ng/mL0 | .10 | U  |
|                | PFUnA0        | .0      | ng/mL0 | .10 | U  |
|                | PFDOA0        | .0      | ng/mL0 | .10 | U  |
|                | PFTRDA0       | .03310  | ng/mL0 | .10 | U  |
|                | PFTEDA0       | .02880  | ng/mL0 | .10 | U  |
|                | PFBS0         | .0      | ng/mL0 | .10 | U  |
|                | PFPE0         | .0      | ng/mL0 | .10 | U  |
|                | PFHXS0        | .0      | ng/mL0 | .10 | U  |
|                | PFHPS0        | .0      | ng/mL0 | .10 | U  |
|                | PFOS0         | .0 9720 | ng/mL0 | .10 | U  |
|                | PFNS0         | .0      | ng/mL0 | .10 | U  |
|                | PFDS0         | .0      | ng/mL0 | .10 | U  |
|                | 4:2FTS0       | .0      | ng/mL0 | .40 | U  |
|                | 6:2FTS0       | .0      | ng/mL0 | .40 | U  |
|                | 8:2FTS0       | .0      | ng/mL0 | .40 | U  |
|                | PFOSA0        | .0      | ng/mL0 | .40 | U  |
|                | NMeFOSA0      | .0      | ng/mL0 | .40 | U  |
|                | NEtFOSA0      | .0      | ng/mL0 | .40 | U  |
|                | NMeFOSAA0     | .0      | ng/mL0 | .10 | U  |
|                | NEtFOSAA0     | .02380  | ng/mL0 | .10 | U  |
|                | NMeFOSE0      | .0920   | ng/mL0 | .40 | U  |
|                | NEtFOSE0      | .1850   | ng/mL0 | .40 | U  |
|                | HFPO-DA0      | .0      | ng/mL0 | .20 | U  |
|                | ADONA0        | .0      | ng/mL0 | .20 | U  |
|                | 9CL-PF3ONS0   | .0      | ng/mL0 | .20 | U  |
|                | 11CL-PF3OUDS0 | .0      | ng/mL0 | .20 | U  |
|                | 13C4-PFBA0    | 8.170   | ng/mL0 |     |    |

## ANALYSIS SEQUENCE BLANKSN

|               |                  |              |              |
|---------------|------------------|--------------|--------------|
| Laboratory:N  | APPL, L CL       | SDG:N        |              |
| Client:N      | Tidewater, Inc.L | Project:N    | NASA JPL SIL |
| Sequence:N    | SB04012L         | Instrument:N | SaphiraL     |
| Calibration:N | 2253011L         |              |              |

| Lab Sample IDN | AnalyteN      | FoundN | UnitsN | RLN | CN |
|----------------|---------------|--------|--------|-----|----|
| SB04012-ICB10  | 13C5-PFPEA0   | 4.350  | ng/mL0 |     |    |
|                | 13C5-PFHXA0   | 2.0    | ng/mL0 |     |    |
|                | 13C4-PFHPA0   | 2.220  | ng/mL0 |     |    |
|                | 13C8-PFOA0    | 1.970  | ng/mL0 |     |    |
|                | 13C9-PFNA0    | 1.160  | ng/mL0 |     |    |
|                | 13C6-PFDA     | 0.9720 | ng/mL0 |     |    |
|                | 13C7-PFUnA0   | 1.210  | ng/mL0 |     |    |
|                | 13C2-PFDOA0   | 1.160  | ng/mL0 |     |    |
|                | 13C2-PFTEDA0  | 1.250  | ng/mL0 |     |    |
|                | 13C3-PFBS0    | 2.0    | ng/mL0 |     |    |
|                | 13C3-PFHXS0   | 1.980  | ng/mL0 |     |    |
|                | 13C8-PFOS0    | 2.190  | ng/mL0 |     |    |
|                | 13C2-4:2FTS0  | 4.450  | ng/mL0 |     |    |
|                | 13C2-6:2FTS0  | 4.180  | ng/mL0 |     |    |
|                | 13C2-8:2FTS0  | 3.570  | ng/mL0 |     |    |
|                | 13C8-PFOSA0   | 2.160  | ng/mL0 |     |    |
|                | D3-NMEFOSA0   | 2.160  | ng/mL0 |     |    |
|                | D5-NETFOSA0   | 2.30   | ng/mL0 |     |    |
|                | D3-NMEFOSAA0  | 4.550  | ng/mL0 |     |    |
|                | D5-NETFOSAA0  | 4.630  | ng/mL0 |     |    |
|                | D7-NMEFOSE0   | 25.60  | ng/mL0 |     |    |
|                | D9-NETFOSSE0  | 25.30  | ng/mL0 |     |    |
|                | 13C3-HFPO-DA0 | 8.360  | ng/mL0 |     |    |



Chemist: ABK  
 Instrument: Saphira  
 Type: Sciex Q3 5500

Sample I.D.: SB04012-ICB1  
 DF, IV: 1, 10.0µL  
 Acquisition Method: 1633 2022-12-27.dam

Quant Method: 1633 - S2022-12-29A  
 Path: S2022-12-29A (9)  
 Acquired: 2022/12/29 - 13:51

| Analyte | (Q1 / Q3)<br>Area Counts*min                        | R.T.<br>(R.T [min], R.R.T.)<br>(ΔRT-[min], ΔRT-CV[min], ΔRT ion[s]) | S / N        | Ion Ratio<br>IR Vs MP%<br>IR Vs CV% | Concentration<br>[ True ] ng/mL | Q.C.<br>Rec.<br>{Area%CV} | Primary<br>Transition | Confirmation<br>Transition | Flag |
|---------|---|---|--------------|-------------------------------------|---------------------------------|---------------------------|-----------------------|----------------------------|------|
| PFBA    | (213.0 / 169.0)<br>N/A                              | (N/A, N/A)<br>(N/A, N/A, N/A)                                       | N/A          | N/A<br>0.0<br>0.0                   | 0.0000                          | N/A                       |                       |                            |      |
| PFPeA   | (263.0 / 219.0)<br>N/A<br>(263.0 / 69.0)<br>N/A     | (N/A, N/A)<br>(N/A, N/A, N/A)                                       | N/A<br>N/A   | N/A<br>0.0<br>0.0                   | 0.0000                          | N/A                       |                       |                            |      |
| PFHxA   | (313.0 / 269.0)<br>N/A<br>(313.0 / 119.0)<br>N/A    | (N/A, N/A)<br>(N/A, N/A, N/A)                                       | N/A<br>N/A   | N/A<br>0.0<br>0.0                   | 0.0000                          | N/A                       |                       |                            |      |
| PFHpA   | (363.0 / 319.0)<br>N/A<br>(363.0 / 169.0)<br>N/A    | (N/A, N/A)<br>(N/A, N/A, N/A)                                       | N/A<br>N/A   | N/A<br>0.0<br>0.0                   | 0.0000                          | N/A                       |                       |                            |      |
| PFOA    | (413.0 / 369.0)<br>N/A<br>(413.0 / 169.0)<br>N/A    | (N/A, N/A)<br>(N/A, N/A, N/A)                                       | N/A<br>N/A   | N/A<br>0.0<br>0.0                   | 0.0000                          | N/A                       |                       |                            |      |
| PFNA    | (463.0 / 419.0)<br>N/A<br>(463.0 / 169.0)<br>N/A    | (N/A, N/A)<br>(N/A, N/A, N/A)                                       | N/A<br>N/A   | N/A<br>0.0<br>0.0                   | 0.0000                          | N/A                       |                       |                            |      |
| PFDA    | (513.0 / 469.0)<br>N/A<br>(513.0 / 169.0)<br>N/A    | (N/A, N/A)<br>(N/A, N/A, N/A)                                       | N/A<br>N/A   | N/A<br>0.0<br>0.0                   | 0.0000                          | N/A                       |                       |                            |      |
| PFUnA   | (563.0 / 519.0)<br>N/A<br>(563.0 / 169.0)<br>N/A    | (N/A, N/A)<br>(N/A, N/A, N/A)                                       | N/A<br>N/A   | N/A<br>0.0<br>0.0                   | 0.0000                          | N/A                       |                       |                            |      |
| PFDoA   | (613.0 / 569.0)<br>N/A<br>(613.0 / 169.0)<br>N/A    | (N/A, N/A)<br>(N/A, N/A, N/A)                                       | N/A<br>N/A   | N/A<br>0.0<br>0.0                   | 0.0000                          | N/A                       |                       |                            |      |
| PFTrDA  | (663.0 / 619.0)<br>15713<br>(663.0 / 169.0)<br>1671 | (10.00, 1.01)<br>(N/A, -0.01, -2.2)                                 | 65.0<br>14.1 | 0.1063<br>48.8<br>48.8              | 0.0331                          | N/A                       |                       |                            | IR1, |
| PFTeDA  | (713.0 / 669.0)<br>11292<br>(713.0 / 169.0)<br>873  | (10.12, 1.00)<br>(0.00, N/A, 0.0)                                   | 39.1<br>6.0  | 0.0773<br>39.2<br>39.2              | 0.0288                          | N/A                       |                       |                            | IR1, |



Chemist: ABK  
 Instrument: Saphira  
 Type: Sciex Q3 5500

Sample I.D.: SB04012-ICB1  
 DF, IV: 1, 10.0µL  
 Acquisition Method: 1633 2022-12-27.dam

Quant Method: 1633 - S2022-12-29A  
 Path: S2022-12-29A (9)  
 Acquired: 2022/12/29 - 13:51

| Analyte | (Q1 / Q3)<br>Area Counts*min                         | R.T.<br>(R.T [min], R.R.T.)<br>( $\Delta$ RT-[min], $\Delta$ RT-<br>CV[min], $\Delta$ RT ion[s]) | S / N         | Ion Ratio<br>IR Vs MP%<br>IR Vs CV% | Concentration<br>[ True ] ng/mL | Q.C.<br>Rec.<br>{Area%CV} | Primary<br>Transition | Confirmation<br>Transition | Flag |
|---------|--|--|---------------|-------------------------------------|---------------------------------|---------------------------|-----------------------|----------------------------|------|
| PFBS    | ( 299.0 / 80.0 )<br>N/A<br>( 299.0 / 99.0 )<br>N/A   | ( N/A , N/A )<br>( N/A , N/A , N/A )   | N/A<br>N/A    | N/A<br>0.0<br>0.0                   | 0.0000                          | N/A                       |                       |                            |      |
| PFPeS   | ( 349.0 / 80.0 )<br>N/A<br>( 349.0 / 99.0 )<br>N/A   | ( N/A , N/A )<br>( N/A , N/A , N/A )   | N/A<br>N/A    | N/A<br>0.0<br>0.0                   | 0.0000                          | N/A                       |                       |                            |      |
| PFHxS   | ( 399.0 / 80.0 )<br>N/A<br>( 399.0 / 99.0 )<br>N/A   | ( N/A , N/A )<br>( N/A , N/A , N/A )   | N/A<br>N/A    | N/A<br>0.0<br>0.0                   | 0.0000                          | N/A                       |                       |                            |      |
| PFHpS   | ( 449.0 / 80.0 )<br>N/A<br>( 449.0 / 99.0 )<br>N/A   | ( N/A , N/A )<br>( N/A , N/A , N/A )   | N/A<br>N/A    | N/A<br>0.0<br>0.0                   | 0.0000                          | N/A                       |                       |                            |      |
| PFOS    | ( 499.0 / 80.0 )<br>9292<br>( 499.0 / 99.0 )<br>4650 | ( 9.43 , 1.00 )<br>( 0.01 , N/A , -0.5 )   | 33.6<br>187.5 | 0.5004<br>240.5<br>240.5            | 0.0097                          | N/A                       |                       |                            | IR2, |
| PFNS    | ( 549.0 / 80.0 )<br>N/A<br>( 549.0 / 99.0 )<br>N/A   | ( N/A , N/A )<br>( N/A , N/A , N/A )   | N/A<br>N/A    | N/A<br>0.0<br>0.0                   | 0.0000                          | N/A                       |                       |                            |      |
| PFDS    | ( 599.0 / 80.0 )<br>N/A<br>( 599.0 / 99.0 )<br>N/A   | ( N/A , N/A )<br>( N/A , N/A , N/A )   | N/A<br>N/A    | N/A<br>0.0<br>0.0                   | 0.0000                          | N/A                       |                       |                            |      |
| PFDoS   | ( 699.0 / 80.0 )<br>N/A<br>( 699.0 / 99.0 )<br>N/A   | ( N/A , N/A )<br>( N/A , N/A , N/A )   | N/A<br>N/A    | N/A<br>0.0<br>0.0                   | 0.0000                          | N/A                       |                       |                            |      |
| 4:2FTS  | ( 327.0 / 307.0 )<br>N/A<br>( 327.0 / 81.0 )<br>N/A  | ( N/A , N/A )<br>( N/A , N/A , N/A )   | N/A<br>N/A    | N/A<br>0.0<br>0.0                   | 0.0000                          | N/A                       |                       |                            |      |
| 6:2FTS  | ( 427.0 / 407.0 )<br>N/A<br>( 427.0 / 81.0 )<br>N/A  | ( N/A , N/A )<br>( N/A , N/A , N/A )   | N/A<br>N/A    | N/A<br>0.0<br>0.0                   | 0.0000                          | N/A                       |                       |                            |      |
| 8:2FTS  | ( 527.0 / 507.0 )<br>N/A<br>( 527.0 / 81.0 )<br>N/A  | ( N/A , N/A )<br>( N/A , N/A , N/A )   | N/A<br>N/A    | N/A<br>0.0<br>0.0                   | 0.0000                          | N/A                       |                       |                            |      |



Chemist: ABK  
Instrument: Saphira  
Type: Sciex Q3 5500

Sample I.D.: SB04012-ICB1  
DF, IV: 1, 10.0µL  
Acquisition Method: 1633 2022-12-27.dam

Quant Method: 1633 - S2022-12-29A  
Path: S2022-12-29A (9)  
Acquired: 2022/12/29 - 13:51

| Analyte      | (Q1 / Q3)<br>Area Counts*min                           | R.T.<br>(R.T [min], R.R.T.)<br>(ΔRT-I[min], ΔRT-CV[min], ΔRT ion[s]) | S / N          | Ion Ratio<br>IR Vs MP%<br>IR Vs CV% | Concentration<br>[ True ] ng/mL | Q.C.<br>Rec.<br>{Area%CV} | Primary<br>Transition | Confirmation<br>Transition | Flag |
|--------------|--|--|----------------|-------------------------------------|---------------------------------|---------------------------|-----------------------|----------------------------|------|
| PFOSA        | ( 498.0 / 78.0 )<br>N/A<br>( 498.0 / 478.0 )<br>N/A    | ( N/A , N/A )<br>( N/A , N/A , N/A )                                 | N/A<br>N/A     | N/A<br>0.0<br>0.0                   | 0.0000                          | N/A                       |                       |                            |      |
| NMeFOSA      | ( 512.0 / 219.0 )<br>N/A<br>( 512.0 / 169.0 )<br>N/A   | ( N/A , N/A )<br>( N/A , N/A , N/A )                                 | N/A<br>N/A     | N/A<br>0.0<br>0.0                   | 0.0000                          | N/A                       |                       |                            |      |
| NEtFOSA      | ( 526.0 / 219.0 )<br>N/A<br>( 526.0 / 169.0 )<br>N/A   | ( N/A , N/A )<br>( N/A , N/A , N/A )                                 | N/A<br>N/A     | N/A<br>0.0<br>0.0                   | 0.0000                          | N/A                       |                       |                            |      |
| NMeFOSAA     | ( 570.0 / 419.0 )<br>N/A<br>( 570.0 / 483.0 )<br>N/A   | ( N/A , N/A )<br>( N/A , N/A , N/A )                                 | N/A<br>N/A     | N/A<br>0.0<br>0.0                   | 0.0000                          | N/A                       |                       |                            |      |
| NEtFOSAA     | ( 584.0 / 419.0 )<br>5082<br>( 584.0 / 526.0 )<br>2675 | ( 9.67 , 1.00 )<br>( 0.01 , N/A , 1.6 )                              | 174.9<br>148.7 | 0.5264<br>88.7<br>88.7              | 0.0238                          | N/A                       |                       |                            |      |
| NMeFOSE      | ( 616.0 / 59.0 )<br>5187                               | ( 10.58 , 1.00 )<br>( 0.01 , N/A , 0.0 )                             | 47.5           | N/A<br>0.0<br>0.0                   | 0.0920                          | N/A                       |                       |                            |      |
| NEtFOSE      | ( 630.0 / 59.0 )<br>1185                               | ( 10.68 , 1.00 )<br>( 0.00 , N/A , 0.0 )                             | 9.8            | N/A<br>0.0<br>0.0                   | 0.1846                          | N/A                       |                       |                            |      |
| HFPO-DA      | ( 285.0 / 169.0 )<br>N/A<br>( 285.0 / 185.0 )<br>N/A   | ( N/A , N/A )<br>( N/A , N/A , N/A )                                 | N/A<br>N/A     | N/A<br>0.0<br>0.0                   | 0.0000                          | N/A                       |                       |                            |      |
| ADONA        | ( 377.0 / 85.0 )<br>N/A<br>( 377.0 / 251.0 )<br>N/A    | ( N/A , N/A )<br>( N/A , N/A , N/A )                                 | N/A<br>N/A     | N/A<br>0.0<br>0.0                   | 0.0000                          | N/A                       |                       |                            |      |
| 9Cl-Pf3ONS   | ( 531.0 / 351.0 )<br>N/A<br>( 533.0 / 353.0 )<br>N/A   | ( N/A , N/A )<br>( N/A , N/A , N/A )                                 | N/A<br>N/A     | N/A<br>0.0<br>0.0                   | 0.0000                          | N/A                       |                       |                            |      |
| 11Cl-Pf3OUDS | ( 631.0 / 451.0 )<br>N/A<br>( 633.0 / 453.0 )<br>N/A   | ( N/A , N/A )<br>( N/A , N/A , N/A )                                 | N/A<br>N/A     | N/A<br>0.0<br>0.0                   | 0.0000                          | N/A                       |                       |                            |      |

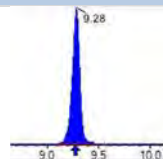
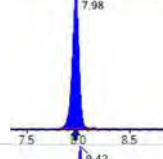
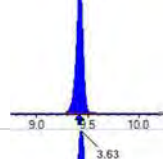
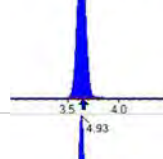
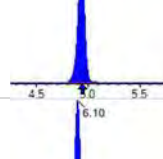
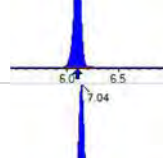
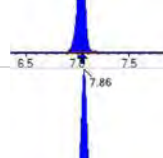
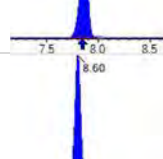
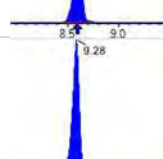
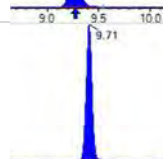



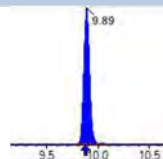
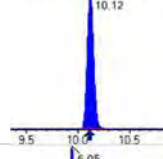
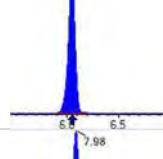
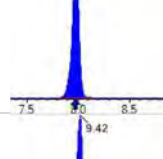
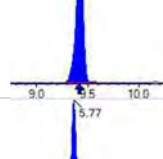
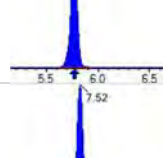
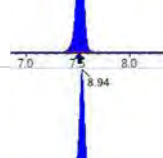
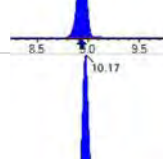
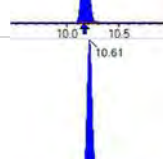
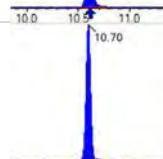

Chemist: ABK  
 Instrument: Saphira  
 Type: Sciex Q3 5500

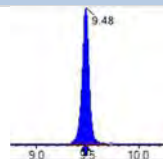
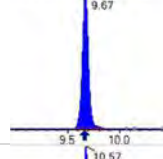
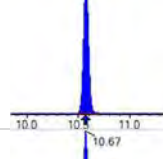
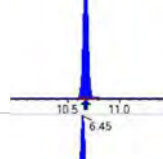
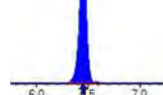
Sample I.D.: SB04012-ICB1  
 DF, IV: 1, 10.0µL  
 Acquisition Method: 1633 2022-12-27.dam

Quant Method: 1633 - S2022-12-29A  
 Path: S2022-12-29A (9)  
 Acquired: 2022/12/29 - 13:51

| Analyte        | (Q1 / Q3)<br>Area Counts*min                     | R.T.<br>(R.T [min], R.R.T.)<br>(ΔRT-I[min], ΔRT-CV[min], ΔRT ion[s]) | S / N      | Ion Ratio<br>IR Vs MP%<br>IR Vs CV% | Concentration<br>[ True ] ng/mL | Q.C.<br>Rec.<br>{Area%CV} | Primary<br>Transition | Confirmation<br>Transition | Flag |
|----------------|--|--|------------|-------------------------------------|---------------------------------|---------------------------|-----------------------|----------------------------|------|
| 3:3FTCA        | (241.0 / 177.0)<br>N/A<br>(241.0 / 117.0)<br>N/A | (N/A, N/A)<br>(N/A, N/A, N/A)  | N/A<br>N/A | N/A<br>0.0<br>0.0                   | 0.0000                          | N/A                       |                       |                            |      |
| 5:3FTCA        | (341.0 / 236.7)<br>N/A<br>(341.0 / 217.0)<br>N/A | (N/A, N/A)<br>(N/A, N/A, N/A)  | N/A<br>N/A | N/A<br>0.0<br>0.0                   | 0.0000                          | N/A                       |                       |                            |      |
| 7:3FTCA        | (441.0 / 317.0)<br>N/A<br>(441.0 / 337.0)<br>N/A | (N/A, N/A)<br>(N/A, N/A, N/A)  | N/A<br>N/A | N/A<br>0.0<br>0.0                   | 0.0000                          | N/A                       |                       |                            |      |
| PFEESA         | (315.0 / 135.0)<br>N/A<br>(315.0 / 83.0)<br>N/A  | (N/A, N/A)<br>(N/A, N/A, N/A)  | N/A<br>N/A | N/A<br>0.0<br>0.0                   | 0.0000                          | N/A                       |                       |                            |      |
| PFMPA          | (229.0 / 85.0)<br>N/A                            | (N/A, N/A)<br>(N/A, N/A, N/A)  | N/A        | N/A<br>0.0<br>0.0                   | 0.0000                          | N/A                       |                       |                            |      |
| PFMBA          | (279.0 / 85.0)<br>N/A                            | (N/A, N/A)<br>(N/A, N/A, N/A)  | N/A        | N/A<br>0.0<br>0.0                   | 0.0000                          | N/A                       |                       |                            |      |
| NFDHA          | (295.0 / 201.0)<br>N/A<br>(295.0 / 85.0)<br>N/A  | (N/A, N/A)<br>(N/A, N/A, N/A)  | N/A<br>N/A | N/A<br>0.0<br>0.0                   | 0.0000                          | N/A                       |                       |                            |      |
| 13C3_PFBa_IIS  | (216.0 / 172.0)<br>230902                        | (3.64, N/A)<br>(N/A, -0.01, N/A)                                     | 539.2      | N/A                                 | 1.0722<br>[ 1.0000 ]            | 107.2%<br>{ 100.9% }      |                       |                            |      |
| 13C2_PFHxA_IIS | (315.0 / 270.0)<br>374153                        | (6.10, N/A)<br>(N/A, 0.00, N/A)                                      | 483.3      | N/A                                 | 0.9856<br>[ 1.0000 ]            | 98.6%<br>{ 96.3% }        |                       |                            |      |
| 13C4_PFOA_IIS  | (417.0 / 372.0)<br>369015                        | (7.86, N/A)<br>(N/A, 0.01, N/A)                                      | 469.0      | N/A                                 | 1.0223<br>[ 1.0000 ]            | 102.2%<br>{ 98.3% }       |                       |                            |      |
| 13C5_PFNAl_IIS | (468.0 / 423.0)<br>275679                        | (8.60, N/A)<br>(N/A, 0.01, N/A)                                      | 415.6      | N/A                                 | 0.9375<br>[ 1.0000 ]            | 93.7%<br>{ 90.2% }        |                       |                            |      |

| Analyte        | (Q1 / Q3)<br>Area Counts*min | R.T.<br>(R.T [min], R.R.T.)<br>( $\Delta$ RT-[min], $\Delta$ RT-<br>CV[min], $\Delta$ RT ion[s]) | S / N | Ion Ratio<br>IR Vs MP%<br>IR Vs CV% | Concentration<br>[ True ] ng/mL | Q.C.<br>Rec.<br>{Area%CV} | Primary<br>Transition   | Confirmation<br>Transition | Flag |
|----------------|------------------------------|--|-------|-------------------------------------|---------------------------------|---------------------------|---|----------------------------|------|
| 13C2_PFDA_IIS  | (515.0 / 470.1)<br>330272    | (9.28, N/A)<br>(N/A, 0.02, N/A)  | 320.5 | N/A                                 | 0.9695<br>[ 1.0000 ]            | 97.0%<br>{ 90.6% }        |    |                            |      |
| 18O2_PFHxS_IIS | (403.0 / 83.9)<br>595423     | (7.98, N/A)<br>(N/A, 0.01, N/A)  | 638.7 | N/A                                 | 0.9840<br>[ 1.0000 ]            | 98.4%<br>{ 93.9% }        |    |                            |      |
| 13C4_PFOS_IIS  | (503.0 / 79.9)<br>621542     | (9.42, N/A)<br>(N/A, 0.01, N/A)  | 432.2 | N/A                                 | 0.9639<br>[ 1.0000 ]            | 96.4%<br>{ 100.3% }       |    |                            |      |
| 13C4_PFBA_EIS  | (217.0 / 172.0)<br>1893105   | (3.63, N/A)<br>(N/A, -0.01, N/A)   | 628.8 | N/A                                 | 8.1663<br>[ 8.0000 ]            | 102.1%<br>{ 102.2% }      |    |                            |      |
| 13C5_PFPeA_EIS | (268.0 / 223.0)<br>1226991   | (4.93, N/A)<br>(N/A, -0.01, N/A)   | 666.6 | N/A                                 | 4.3468<br>[ 4.0000 ]            | 108.7%<br>{ 103.7% }      |   |                            |      |
| 13C5_PFHxA_EIS | (318.0 / 273.0)<br>766190    | (6.10, N/A)<br>(N/A, 0.00, N/A)  | 493.8 | N/A                                 | 2.0012<br>[ 2.0000 ]            | 100.1%<br>{ 102.4% }      |  |                            |      |
| 13C4_PFHpA_EIS | (367.0 / 322.0)<br>739200    | (7.04, N/A)<br>(N/A, 0.00, N/A)  | 528.3 | N/A                                 | 2.2225<br>[ 2.0000 ]            | 111.1%<br>{ 107.6% }      |  |                            |      |
| 13C8_PFOA_EIS  | (421.0 / 376.0)<br>744353    | (7.86, N/A)<br>(N/A, 0.01, N/A)  | 594.8 | N/A                                 | 1.9715<br>[ 2.0000 ]            | 98.6%<br>{ 97.2% }        |  |                            |      |
| 13C9_PFNA_EIS  | (472.0 / 427.0)<br>331452    | (8.60, N/A)<br>(N/A, 0.01, N/A)  | 570.6 | N/A                                 | 1.1571<br>[ 1.0000 ]            | 115.7%<br>{ 108.3% }      |  |                            |      |
| 13C6_PFDA_EIS  | (519.0 / 474.0)<br>387935    | (9.28, N/A)<br>(N/A, 0.01, N/A)  | 338.9 | N/A                                 | 0.9724<br>[ 1.0000 ]            | 97.2%<br>{ 89.9% }        |  |                            |      |
| 13C7_PFUnA_EIS | (570.0 / 525.0)<br>595609    | (9.71, N/A)<br>(N/A, 0.01, N/A)  | 663.1 | N/A                                 | 1.2140<br>[ 1.0000 ]            | 121.4%<br>{ 106.1% }      |  |                            |      |

| Analyte         | (Q1 / Q3)<br>Area Counts*min | R.T.<br>(R.T [min], R.R.T.)<br>( $\Delta$ RT-[min], $\Delta$ RT-<br>CV[min], $\Delta$ RT ion[s]) | S / N  | Ion Ratio<br>IR Vs MP%<br>IR Vs CV% | Concentration<br>[ True ] ng/mL | Q.C.<br>Rec.<br>{Area%CV} | Primary<br>Transition   | Confirmation<br>Transition | Flag |
|-----------------|------------------------------|--|--------|-------------------------------------|---------------------------------|---------------------------|---|----------------------------|------|
| 13C2_PFDa_EIS   | (615.0 / 570.0)<br>568211    | (9.89, N/A)<br>(N/A, 0.01, N/A)  | 505.8  | N/A                                 | 1.1606<br>[ 1.0000 ]            | 116.1%<br>{ 98.3% }       |    |                            |      |
| 13C2_PFTeDA_EIS | (715.0 / 670.0)<br>387296    | (10.12, N/A)<br>(N/A, 0.00, N/A)   | 1325.4 | N/A                                 | 1.2484<br>[ 1.0000 ]            | 124.8%<br>{ 115.9% }      |    |                            |      |
| 13C3_PFBs_EIS   | (302.0 / 80.0)<br>1806435    | (6.05, N/A)<br>(N/A, 0.00, N/A)  | 522.8  | N/A                                 | 2.0046<br>[ 2.0000 ]            | 100.2%<br>{ 98.7% }       |    |                            |      |
| 13C3_PFHxS_EIS  | (402.0 / 80.0)<br>964498     | (7.98, N/A)<br>(N/A, 0.01, N/A)  | 628.9  | N/A                                 | 1.9767<br>[ 2.0000 ]            | 98.8%<br>{ 97.0% }        |    |                            |      |
| 13C8_PFOS_EIS   | (507.0 / 80.0)<br>1642527    | (9.42, N/A)<br>(N/A, 0.01, N/A)  | 367.4  | N/A                                 | 2.1929<br>[ 2.0000 ]            | 109.6%<br>{ 100.1% }      |   |                            |      |
| 13C2_4:2FTS_EIS | (329.0 / 81.0)<br>453328     | (5.77, N/A)<br>(N/A, -0.01, N/A)   | 723.8  | N/A                                 | 4.4527<br>[ 4.0000 ]            | 111.3%<br>{ 104.5% }      |  |                            |      |
| 13C2_6:2FTS_EIS | (429.0 / 81.0)<br>562829     | (7.52, N/A)<br>(N/A, 0.01, N/A)  | 842.5  | N/A                                 | 4.1781<br>[ 4.0000 ]            | 104.5%<br>{ 97.7% }       |  |                            |      |
| 13C2_8:2FTS_EIS | (529.0 / 81.0)<br>606756     | (8.94, N/A)<br>(N/A, 0.01, N/A)  | 459.8  | N/A                                 | 3.5732<br>[ 4.0000 ]            | 89.3%<br>{ 95.5% }        |  |                            |      |
| 13C8_PFOsa_EIS  | (506.0 / 78.0)<br>1887286    | (10.17, N/A)<br>(N/A, 0.01, N/A)   | 878.5  | N/A                                 | 2.1588<br>[ 2.0000 ]            | 107.9%<br>{ 104.9% }      |  |                            |      |
| D3_NMeFOSA_EIS  | (515.0 / 169.0)<br>357077    | (10.61, N/A)<br>(N/A, 0.00, N/A)   | 998.5  | N/A                                 | 2.1599<br>[ 2.0000 ]            | 108.0%<br>{ 96.7% }       |  |                            |      |
| D5_NEtFOSA_EIS  | (531.0 / 169.0)<br>348864    | (10.70, N/A)<br>(N/A, 0.00, N/A)   | 904.8  | N/A                                 | 2.3039<br>[ 2.0000 ]            | 115.2%<br>{ 102.4% }      |  |                            |      |

| Analyte         | (Q1 / Q3)<br>Area Counts*min | R.T.<br>(R.T [min], R.R.T.)<br>( $\Delta$ RT-I[ $\mu$ min], $\Delta$ RT-<br>CV[ $\mu$ min], $\Delta$ RT ion[s]) | S / N  | Ion Ratio<br>IR Vs MP%<br>IR Vs CV% | Concentration<br>[ True ] ng/mL | Q.C.<br>Rec.<br>{Area%CV} | Primary<br>Transition  | Confirmation<br>Transition | Flag |
|-----------------|------------------------------|---|--------|-------------------------------------|---------------------------------|---------------------------|--|----------------------------|------|
| D3_MeFOSAA_EIS  | (573.0 / 419.0)<br>1071843   | (9.48, N/A)<br>(N/A, 0.01, N/A)   | 440.9  | N/A                                 | 4.5481<br>[ 4.0000 ]            | 113.7%<br>{ 105.3% }      |   |                            |      |
| D5_EtFOSAA_EIS  | (589.0 / 419.0)<br>867768    | (9.67, N/A)<br>(N/A, 0.01, N/A)   | 109.4  | N/A                                 | 4.6311<br>[ 4.0000 ]            | 115.8%<br>{ 119.9% }      |   |                            |      |
| D7_NMeFOSE_EIS  | (623.0 / 58.9)<br>924009     | (10.57, N/A)<br>(N/A, 0.01, N/A)  | 1089.6 | N/A                                 | 25.5822<br>[ 20.0000 ]          | 127.9%<br>{ 114.5% }      |   |                            |      |
| D9_NEtFOSE_EIS  | (639.0 / 58.9)<br>421620     | (10.67, N/A)<br>(N/A, 0.01, N/A)  | 1075.1 | N/A                                 | 25.3140<br>[ 20.0000 ]          | 126.6%<br>{ 110.4% }      |   |                            |      |
| 13C3_HFPODA_EIS | (287.0 / 169.0)<br>1789651   | (6.45, N/A)<br>(N/A, 0.00, N/A)   | 696.8  | N/A                                 | 8.3556<br>[ 8.0000 ]            | 104.4%<br>{ 101.7% }      |  |                            |      |

PAGE INTENTIONALLY LEFT BLANK

PAGE INTENTIONALLY LEFT BLANK

PAGE INTENTIONALLY LEFT BLANK

PAGE INTENTIONALLY LEFT BLANK

PAGE INTENTIONALLY LEFT BLANK

PAGE INTENTIONALLY LEFT BLANK

PAGE INTENTIONALLY LEFT BLANK

# QUALITY CONTROL RAW DATA

## ANALYSIS DATA SHEET

Blanka

|              |                  |                 |                 |
|--------------|------------------|-----------------|-----------------|
| Laboratory:a | APPL, LLCa       | Work Order:a    | 22L0004a        |
| Client:a     | Tidewater, Inc.a | Project:a       | NASA JPL Sla    |
| M trix:a     | Watera           | Laboratory ID:a | BBL0076-BLK1a   |
| Sampled:a    |                  | Prepared:a      | 12/05/22 07:17a |
| Solids:a     |                  | Analyzed:a      | 12/10/22 00:23a |
| Batch:a      | BBL0076a         | Preparation:a   | Table B-15a     |
| Column:a     | 1a               | Dilution:a      | 1a              |
|              |                  | Sequence:a      | SB03769a        |
|              |                  | Calibration:a   | 2250016a        |
|              |                  | Instrument:a    | Saphira         |

| COMPOUNDL | CONC. (ng/L)L | OQL   | OD    | DL     | QL |
|-----------|---------------|-------|-------|--------|----|
| PFBAa     | 0.20 Ua       | 3.2a  | 0.20a | 0.050a | Ua |
| PFPEAa    | 0.20 Ua       | 1.6a  | 0.20a | 0.062a | Ua |
| PFHXAa    | 0.20 Ua       | 0.80a | 0.20a | 0.064a | Ua |
| PFHPAa    | 0.20 Ua       | 0.80a | 0.20a | 0.050a | Ua |
| PFOAa     | 0.20 Ua       | 0.80a | 0.20a | 0.082a | Ua |
| PFNAa     | 0.20 Ua       | 0.80a | 0.20a | 0.050a | Ua |
| PFDAa     | 0.20 Ua       | 0.80a | 0.20a | 0.050a | Ua |
| PFUnAa    | 0.20 Ua       | 0.80a | 0.20a | 0.080a | Ua |
| PFDOAa    | 0.20 Ua       | 0.80a | 0.20a | 0.050a | Ua |
| PFTRDAa   | 0.20 Ua       | 0.80a | 0.20a | 0.058a | Ua |
| PFTEDAa   | 0.20 Ua       | 0.80a | 0.20a | 0.086a | Ua |
| PFBSa     | 0.20 Ua       | 0.80a | 0.20a | 0.050a | Ua |
| PFPEsa    | 0.20 Ua       | 0.80a | 0.20a | 0.058a | Ua |
| PFHXsa    | 0.20 Ua       | 0.80a | 0.20a | 0.050a | Ua |
| PFHPSa    | 0.20 Ua       | 0.80a | 0.20a | 0.056a | Ua |
| PFOSa     | 0.20 Ua       | 0.80a | 0.20a | 0.050a | Ua |
| PFNSa     | 0.40 Ua       | 0.80a | 0.40a | 0.25a  | Ua |
| PFDSa     | 0.20 Ua       | 0.80a | 0.20a | 0.064a | Ua |
| 4:2FTSa   | 0.40 Ua       | 3.2a  | 0.40a | 0.11a  | Ua |
| 6:2FTSa   | 0.20 Ua       | 3.2a  | 0.20a | 0.090a | Ua |
| 8:2FTSa   | 0.60 Ua       | 3.2a  | 0.60a | 0.20a  | Ua |
| PFOSAa    | 0.20 Ua       | 3.2a  | 0.20a | 0.050a | Ua |
| NMeFOSAa  | 2.0 Ua        | 3.2a  | 2.0a  | 0.99a  | Ua |
| NEtFOSAa  | 2.0 Ua        | 3.2a  | 2.0a  | 0.98a  | Ua |
| NMeFOSAAa | 0.20 Ua       | 0.80a | 0.20a | 0.072a | Ua |
| NEtFOSAAa | 0.20 Ua       | 0.80a | 0.20a | 0.050a | Ua |
| NMeFOSEa  | 1.2 Ua        | 3.2a  | 1.2a  | 0.60a  | Ua |
| NEtFOSEa  | 1.2 Ua        | 3.2a  | 1.2a  | 0.60a  | Ua |
| HFPO-DAa  | 1.0 Ua        | 1.6a  | 1.0a  | 0.49a  | Ua |
| ADONa     | 0.60 Ua       | 1.6a  | 0.60a | 0.38a  | Ua |

**ANALYSIS DATA SHEET**

Blanka

|              |                  |                 |                      |
|--------------|------------------|-----------------|----------------------|
| Laboratory:a | APPL, LLCa       | Work Order:a    | 22L0004a             |
| Client:a     | Tidewater, Inc.a | Project:a       | NASA JPL Sla         |
| Matrix:a     | Watera           | Laboratory ID:a | BBL0076-BLK1a        |
| Sampled:a    |                  | Prepared:a      | 12/05/22 07:17a      |
| Solids:a     |                  | Preparation:a   | Table B-15a          |
| Batch:a      | BBL0076a         | Sequence:a      | SB03769a             |
| Column:a     | 1a               | Calibration:a   | 2250016a             |
|              |                  |                 | Instrument:a Saphira |
|              |                  |                 |                      |

| COMPOUNDL     | CONC. (ng/L)L | OQL  | OD    | D    | QL |
|---------------|---------------|------|-------|------|----|
| 9CL-PF3ONSa   | 0.60 Ua       | 1.6a | 0.60a | 0.24 | Ua |
| 11CL-PF3OUDSa | 0.60 Ua       | 1.6a | 0.60a | 0.24 | Ua |



Chemist: ABK  
 Instrument: Saphira  
 Type: Sciex Q3 5500

Sample I.D.: BBL0076-BLK1  
 DF, IV: 1, 10.0µL  
 Acquisition Method: 1633 2022-12-07.dam

Quant Method: 1633 - S2022-12-07A  
 Path: S2022-12-09B (8)  
 Acquired: 2022/12/10 - 00:23

| Analyte | (Q1 / Q3)<br>Area Counts*min                     | R.T.<br>(R.T [min], R.R.T.)<br>(ΔRT-[min], ΔRT-CV[min], ΔRT ion[s]) | S / N      | Ion Ratio<br>IR Vs MP%<br>IR Vs CV% | Concentration<br>[ True ] ng/mL | Q.C.<br>Rec.<br>{Area%CV} | Primary<br>Transition | Confirmation<br>Transition | Flag |
|---------|--|---|------------|-------------------------------------|---------------------------------|---------------------------|-----------------------|----------------------------|------|
| PFBA    | (212.9 / 169.0)<br>N/A                           | (N/A, N/A)<br>(N/A, N/A, N/A)                                       | N/A        | N/A<br>0.0<br>0.0                   | 0.0000                          | N/A                       |                       |                            |      |
| PFPeA   | (262.9 / 219.0)<br>N/A<br>(262.9 / 69.0)<br>N/A  | (N/A, N/A)<br>(N/A, N/A, N/A)                                       | N/A<br>N/A | N/A<br>0.0<br>0.0                   | 0.0000                          | N/A                       |                       |                            |      |
| PFHxA   | (313.0 / 269.0)<br>N/A<br>(313.0 / 119.0)<br>N/A | (N/A, N/A)<br>(N/A, N/A, N/A)                                       | N/A<br>N/A | N/A<br>0.0<br>0.0                   | 0.0000                          | N/A                       |                       |                            |      |
| PFHpA   | (363.0 / 319.0)<br>N/A<br>(363.0 / 169.0)<br>N/A | (N/A, N/A)<br>(N/A, N/A, N/A)                                       | N/A<br>N/A | N/A<br>0.0<br>0.0                   | 0.0000                          | N/A                       |                       |                            |      |
| PFOA    | (413.0 / 369.0)<br>N/A<br>(413.0 / 169.0)<br>N/A | (N/A, N/A)<br>(N/A, N/A, N/A)                                       | N/A<br>N/A | N/A<br>0.0<br>0.0                   | 0.0000                          | N/A                       |                       |                            |      |
| PFNA    | (463.0 / 419.0)<br>N/A<br>(463.0 / 169.0)<br>N/A | (N/A, N/A)<br>(N/A, N/A, N/A)                                       | N/A<br>N/A | N/A<br>0.0<br>0.0                   | 0.0000                          | N/A                       |                       |                            |      |
| PFDA    | (513.0 / 469.0)<br>N/A<br>(513.0 / 169.0)<br>N/A | (N/A, N/A)<br>(N/A, N/A, N/A)                                       | N/A<br>N/A | N/A<br>0.0<br>0.0                   | 0.0000                          | N/A                       |                       |                            |      |
| PFUnA   | (563.0 / 519.0)<br>N/A<br>(563.0 / 169.0)<br>N/A | (N/A, N/A)<br>(N/A, N/A, N/A)                                       | N/A<br>N/A | N/A<br>0.0<br>0.0                   | 0.0000                          | N/A                       |                       |                            |      |
| PFDoA   | (613.0 / 569.0)<br>N/A<br>(613.0 / 169.0)<br>N/A | (N/A, N/A)<br>(N/A, N/A, N/A)                                       | N/A<br>N/A | N/A<br>0.0<br>0.0                   | 0.0000                          | N/A                       |                       |                            |      |
| PFTrDA  | (663.0 / 619.0)<br>N/A<br>(663.0 / 169.0)<br>N/A | (N/A, N/A)<br>(N/A, N/A, N/A)                                       | N/A<br>N/A | N/A<br>0.0<br>0.0                   | 0.0000                          | N/A                       |                       |                            |      |
| PFTeDA  | (713.0 / 669.0)<br>N/A<br>(713.0 / 169.0)<br>N/A | (N/A, N/A)<br>(N/A, N/A, N/A)                                       | N/A<br>N/A | N/A<br>0.0<br>0.0                   | 0.0000                          | N/A                       |                       |                            |      |



Chemist: ABK  
Instrument: Saphira  
Type: Sciex Q3 5500

Sample I.D.: BBL0076-BLK1  
DF, IV: 1, 10.0µL  
Acquisition Method: 1633 2022-12-07.dam

Quant Method: 1633 - S2022-12-07A  
Path: S2022-12-09B (8)  
Acquired: 2022/12/10 - 00:23

| Analyte | (Q1 / Q3)<br>Area Counts*min                        | R.T.<br>(R.T [min], R.R.T.)<br>(ΔRT-[min], ΔRT-<br>CV[min], ΔRT ion[s]) | S / N      | Ion Ratio<br>IR Vs MP%<br>IR Vs CV% | Concentration<br>[ True ] ng/mL | Q.C.<br>Rec.<br>{Area%CV} | Primary<br>Transition | Confirmation<br>Transition | Flag |
|---------|---|---|------------|-------------------------------------|---------------------------------|---------------------------|-----------------------|----------------------------|------|
| PFBS    | ( 298.9 / 80.0 )<br>N/A<br>( 298.9 / 99.0 )<br>N/A  | ( N/A , N/A )<br>( N/A , N/A , N/A )                                    | N/A<br>N/A | N/A<br>0.0<br>0.0                   | 0.0000                          | N/A                       |                       |                            |      |
| PFPeS   | ( 349.0 / 80.0 )<br>N/A<br>( 349.0 / 99.0 )<br>N/A  | ( N/A , N/A )<br>( N/A , N/A , N/A )                                    | N/A<br>N/A | N/A<br>0.0<br>0.0                   | 0.0000                          | N/A                       |                       |                            |      |
| PFHxS   | ( 399.0 / 80.0 )<br>N/A<br>( 399.0 / 99.0 )<br>N/A  | ( N/A , N/A )<br>( N/A , N/A , N/A )                                    | N/A<br>N/A | N/A<br>0.0<br>0.0                   | 0.0000                          | N/A                       |                       |                            |      |
| PFHpS   | ( 449.0 / 80.0 )<br>N/A<br>( 449.0 / 99.0 )<br>N/A  | ( N/A , N/A )<br>( N/A , N/A , N/A )                                    | N/A<br>N/A | N/A<br>0.0<br>0.0                   | 0.0000                          | N/A                       |                       |                            |      |
| PFOS    | ( 499.0 / 80.0 )<br>N/A<br>( 499.0 / 99.0 )<br>N/A  | ( N/A , N/A )<br>( N/A , N/A , N/A )                                    | N/A<br>N/A | N/A<br>0.0<br>0.0                   | 0.0000                          | N/A                       |                       |                            |      |
| PFNS    | ( 549.0 / 80.0 )<br>N/A<br>( 549.0 / 99.0 )<br>N/A  | ( N/A , N/A )<br>( N/A , N/A , N/A )                                    | N/A<br>N/A | N/A<br>0.0<br>0.0                   | 0.0000                          | N/A                       |                       |                            |      |
| PFDS    | ( 599.0 / 80.0 )<br>N/A<br>( 599.0 / 99.0 )<br>N/A  | ( N/A , N/A )<br>( N/A , N/A , N/A )                                    | N/A<br>N/A | N/A<br>0.0<br>0.0                   | 0.0000                          | N/A                       |                       |                            |      |
| PFDoS   | ( 698.9 / 80.0 )<br>N/A<br>( 698.9 / 99.0 )<br>N/A  | ( N/A , N/A )<br>( N/A , N/A , N/A )                                    | N/A<br>N/A | N/A<br>0.0<br>0.0                   | 0.0000                          | N/A                       |                       |                            |      |
| 4:2FTS  | ( 327.0 / 307.0 )<br>N/A<br>( 327.0 / 81.0 )<br>N/A | ( N/A , N/A )<br>( N/A , N/A , N/A )                                    | N/A<br>N/A | N/A<br>0.0<br>0.0                   | 0.0000                          | N/A                       |                       |                            |      |
| 6:2FTS  | ( 427.0 / 407.0 )<br>N/A<br>( 427.0 / 81.0 )<br>N/A | ( N/A , N/A )<br>( N/A , N/A , N/A )                                    | N/A<br>N/A | N/A<br>0.0<br>0.0                   | 0.0000                          | N/A                       |                       |                            |      |
| 8:2FTS  | ( 527.0 / 507.0 )<br>N/A<br>( 527.0 / 81.0 )<br>N/A | ( N/A , N/A )<br>( N/A , N/A , N/A )                                    | N/A<br>N/A | N/A<br>0.0<br>0.0                   | 0.0000                          | N/A                       |                       |                            |      |

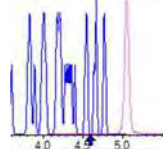
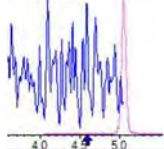
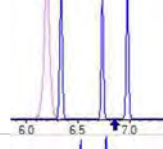
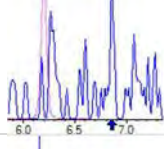
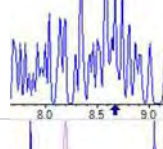
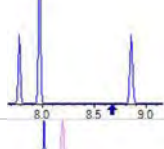
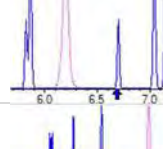
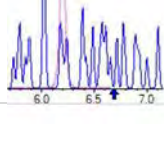
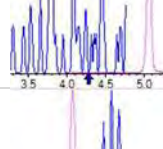
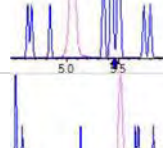
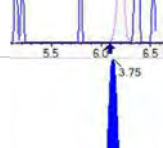
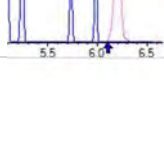
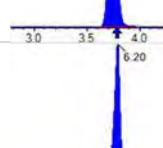
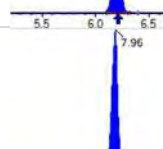
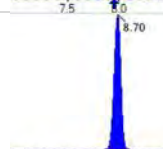



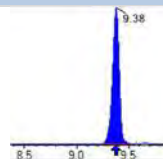
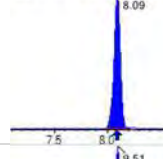
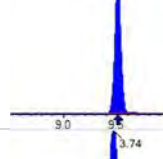
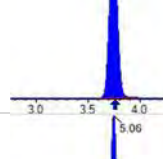
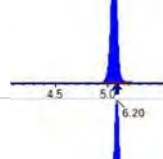
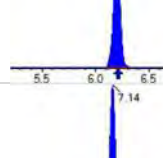
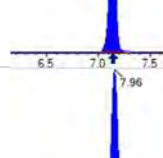
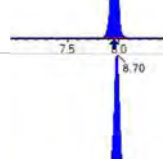
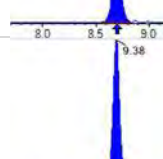
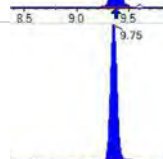

Chemist: ABK  
 Instrument: Saphira  
 Type: Sciex Q3 5500

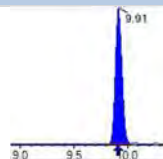
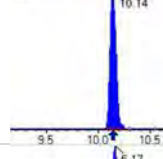
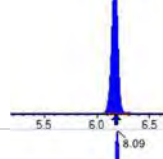
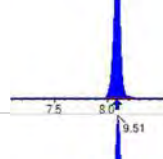
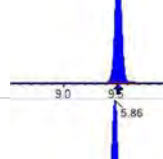
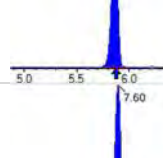
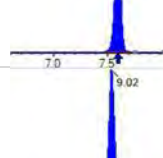
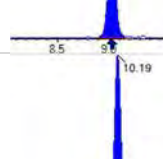
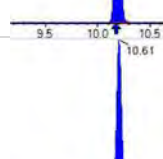
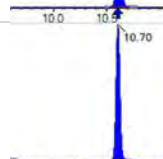

Sample I.D.: BBL0076-BLK1  
 DF, IV: 1, 10.0µL  
 Acquisition Method: 1633 2022-12-07.dam

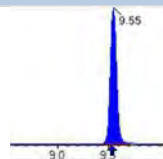
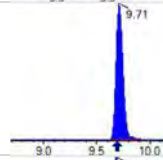
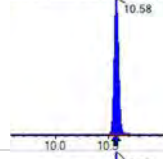
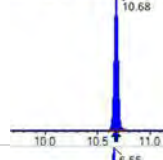
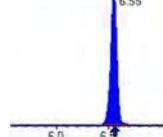
Quant Method: 1633 - S2022-12-07A  
 Path: S2022-12-09B (8)  
 Acquired: 2022/12/10 - 00:23

| Analyte      | (Q1 / Q3)<br>Area Counts*min                     | R.T.<br>(R.T [min], R.R.T.)<br>( $\Delta$ RT-[min], $\Delta$ RT-<br>CV[min], $\Delta$ RT ion[s]) | S / N      | Ion Ratio<br>IR Vs MP%<br>IR Vs CV% | Concentration<br>[ True ] ng/mL | Q.C.<br>Rec.<br>{Area%CV} | Primary<br>Transition | Confirmation<br>Transition | Flag |
|--------------|--|--|------------|-------------------------------------|---------------------------------|---------------------------|-----------------------|----------------------------|------|
| PFOSA        | (498.0 / 78.0)<br>N/A<br>(498.0 / 478.0)<br>N/A  | (N/A, N/A)<br>(N/A, N/A, N/A)  | N/A<br>N/A | N/A<br>0.0<br>0.0                   | 0.0000                          | N/A                       |                       |                            |      |
| NMeFOSA      | (511.9 / 219.0)<br>N/A<br>(511.9 / 169.0)<br>N/A | (N/A, N/A)<br>(N/A, N/A, N/A)  | N/A<br>N/A | N/A<br>0.0<br>0.0                   | 0.0000                          | N/A                       |                       |                            |      |
| NEtFOSA      | (526.0 / 219.0)<br>N/A<br>(526.0 / 169.0)<br>N/A | (N/A, N/A)<br>(N/A, N/A, N/A)  | N/A<br>N/A | N/A<br>0.0<br>0.0                   | 0.0000                          | N/A                       |                       |                            |      |
| NMeFOSAA     | (570.0 / 419.0)<br>N/A<br>(570.0 / 483.0)<br>N/A | (N/A, N/A)<br>(N/A, N/A, N/A)  | N/A<br>N/A | N/A<br>0.0<br>0.0                   | 0.0000                          | N/A                       |                       |                            |      |
| NEtFOSAA     | (584.0 / 419.0)<br>N/A<br>(584.0 / 526.0)<br>N/A | (N/A, N/A)<br>(N/A, N/A, N/A)  | N/A<br>N/A | N/A<br>0.0<br>0.0                   | 0.0000                          | N/A                       |                       |                            |      |
| NMeFOSE      | (616.1 / 59.0)<br>N/A                            | (N/A, N/A)<br>(N/A, N/A, N/A)  | N/A        | N/A<br>0.0<br>0.0                   | 0.0000                          | N/A                       |                       |                            |      |
| NEtFOSE      | (630.0 / 59.0)<br>N/A                            | (N/A, N/A)<br>(N/A, N/A, N/A)  | N/A        | N/A<br>0.0<br>0.0                   | 0.0000                          | N/A                       |                       |                            |      |
| HFPO-DA      | (285.0 / 169.0)<br>N/A<br>(285.0 / 185.0)<br>N/A | (N/A, N/A)<br>(N/A, N/A, N/A)  | N/A<br>N/A | N/A<br>0.0<br>0.0                   | 0.0000                          | N/A                       |                       |                            |      |
| ADONA        | (377.0 / 85.0)<br>N/A<br>(377.0 / 251.0)<br>N/A  | (N/A, N/A)<br>(N/A, N/A, N/A)  | N/A<br>N/A | N/A<br>0.0<br>0.0                   | 0.0000                          | N/A                       |                       |                            |      |
| 9Cl-Pf3ONS   | (531.0 / 351.0)<br>N/A<br>(533.0 / 353.0)<br>N/A | (N/A, N/A)<br>(N/A, N/A, N/A)  | N/A<br>N/A | N/A<br>0.0<br>0.0                   | 0.0000                          | N/A                       |                       |                            |      |
| 11Cl-Pf3OUDS | (631.0 / 451.0)<br>N/A<br>(633.0 / 453.0)<br>N/A | (N/A, N/A)<br>(N/A, N/A, N/A)  | N/A<br>N/A | N/A<br>0.0<br>0.0                   | 0.0000                          | N/A                       |                       |                            |      |

| Analyte        | (Q1 / Q3)<br>Area Counts*min                     | R.T.<br>(R.T [min], R.R.T.)<br>( $\Delta$ RT-[min], $\Delta$ RT-<br>CV[min], $\Delta$ RT ion[s]) | S / N      | Ion Ratio<br>IR Vs MP%<br>IR Vs CV% | Concentration<br>[ True ] ng/mL | Q.C.<br>Rec.<br>{Area%CV} | Primary<br>Transition   | Confirmation<br>Transition  | Flag |
|----------------|--|--|------------|-------------------------------------|---------------------------------|---------------------------|---|---|------|
| 3:3FTCA        | (241.0 / 177.0)<br>N/A<br>(241.0 / 117.0)<br>N/A | (N/A, N/A)<br>(N/A, N/A, N/A)  | N/A<br>N/A | N/A<br>0.0<br>0.0                   | 0.0000                          | N/A                       |    |    |      |
| 5:3FTCA        | (341.0 / 236.7)<br>N/A<br>(341.0 / 217.0)<br>N/A | (N/A, N/A)<br>(N/A, N/A, N/A)  | N/A<br>N/A | N/A<br>0.0<br>0.0                   | 0.0000                          | N/A                       |    |    |      |
| 7:3FTCA        | (441.0 / 317.0)<br>N/A<br>(441.0 / 337.0)<br>N/A | (N/A, N/A)<br>(N/A, N/A, N/A)  | N/A<br>N/A | N/A<br>0.0<br>0.0                   | 0.0000                          | N/A                       |    |    |      |
| PFEESA         | (315.0 / 135.0)<br>N/A<br>(315.0 / 83.0)<br>N/A  | (N/A, N/A)<br>(N/A, N/A, N/A)  | N/A<br>N/A | N/A<br>0.0<br>0.0                   | 0.0000                          | N/A                       |    |    |      |
| PFMPA          | (229.0 / 85.0)<br>N/A                            | (N/A, N/A)<br>(N/A, N/A, N/A)  | N/A        | N/A<br>0.0<br>0.0                   | 0.0000                          | N/A                       |   |   |      |
| PFMBA          | (279.0 / 85.0)<br>N/A                            | (N/A, N/A)<br>(N/A, N/A, N/A)  | N/A        | N/A<br>0.0<br>0.0                   | 0.0000                          | N/A                       |  |   |      |
| NFDHA          | (201.0 / 85.0)<br>N/A<br>(295.0 / 201.0)<br>N/A  | (N/A, N/A)<br>(N/A, N/A, N/A)  | N/A<br>N/A | N/A<br>0.0<br>0.0                   | 0.0000                          | N/A                       |  |  |      |
| 13C3_PFBA_IIS  | (216.0 / 172.0)<br>93386                         | (3.75, N/A)<br>(N/A, -0.03, N/A)   | 985.4      | N/A                                 | 0.9715<br>[ 1.0000 ]            | 97.1%<br>{ 106.7% }       |  |   |      |
| 13C2_PFHxA_IIS | (315.1 / 270.0)<br>131967                        | (6.20, N/A)<br>(N/A, -0.01, N/A)   | 745.0      | N/A                                 | 1.0687<br>[ 1.0000 ]            | 106.9%<br>{ 101.8% }      |  |   |      |
| 13C4_PFOA_IIS  | (417.0 / 372.0)<br>123881                        | (7.96, N/A)<br>(N/A, 0.01, N/A)  | 676.0      | N/A                                 | 1.0450<br>[ 1.0000 ]            | 104.5%<br>{ 102.0% }      |  |   |      |
| 13C5_PFNA_IIS  | (468.0 / 423.0)<br>111455                        | (8.70, N/A)<br>(N/A, 0.01, N/A)  | 678.3      | N/A                                 | 1.1703<br>[ 1.0000 ]            | 117.0%<br>{ 113.5% }      |  |   |      |

| Analyte        | (Q1 / Q3)<br>Area Counts*min | R.T.<br>(R.T [min], R.R.T.)<br>( $\Delta$ RT-[min], $\Delta$ RT-<br>CV[min], $\Delta$ RT ion[s]) | S / N  | Ion Ratio<br>IR Vs MP%<br>IR Vs CV% | Concentration<br>[ True ] ng/mL | Q.C.<br>Rec.<br>{Area%CV} | Primary<br>Transition   | Confirmation<br>Transition | Flag |
|----------------|------------------------------|--|--------|-------------------------------------|---------------------------------|---------------------------|---|----------------------------|------|
| 13C2_PFDA_IIS  | (515.1 / 470.1)<br>107023    | (9.38, N/A)<br>(N/A, 0.01, N/A)  | 286.2  | N/A                                 | 1.2991<br>[ 1.0000 ]            | 129.9%<br>{ 118.7% }      |    |                            |      |
| 18O2_PFHxS_IIS | (403.0 / 83.9)<br>238428     | (8.09, N/A)<br>(N/A, 0.00, N/A)  | 708.5  | N/A                                 | 1.1109<br>[ 1.0000 ]            | 111.1%<br>{ 113.8% }      |    |                            |      |
| 13C4_PFOS_IIS  | (502.8 / 79.9)<br>225180     | (9.51, N/A)<br>(N/A, 0.00, N/A)  | 577.3  | N/A                                 | 1.2098<br>[ 1.0000 ]            | 121.0%<br>{ 117.9% }      |    |                            |      |
| 13C4_PFBA_EIS  | (217.0 / 172.0)<br>718524    | (3.74, N/A)<br>(N/A, -0.02, N/A)   | 843.0  | N/A                                 | 8.2068<br>[ 8.0000 ]            | 102.6%<br>{ 109.7% }      |    |                            |      |
| 13C5_PFPeA_EIS | (267.9 / 223.0)<br>377270    | (5.06, N/A)<br>(N/A, -0.03, N/A)   | 884.3  | N/A                                 | 3.9191<br>[ 4.0000 ]            | 98.0%<br>{ 108.5% }       |   |                            |      |
| 13C5_PFHxA_EIS | (318.0 / 273.0)<br>318462    | (6.20, N/A)<br>(N/A, -0.01, N/A)   | 916.5  | N/A                                 | 2.3659<br>[ 2.0000 ]            | 118.3%<br>{ 121.4% }      |  |                            |      |
| 13C4_PFHpA_EIS | (367.0 / 322.0)<br>267436    | (7.14, N/A)<br>(N/A, 0.00, N/A)  | 804.6  | N/A                                 | 2.2011<br>[ 2.0000 ]            | 110.1%<br>{ 107.8% }      |  |                            |      |
| 13C8_PFOA_EIS  | (421.0 / 376.0)<br>283940    | (7.96, N/A)<br>(N/A, 0.00, N/A)  | 1020.3 | N/A                                 | 2.2534<br>[ 2.0000 ]            | 112.7%<br>{ 108.8% }      |  |                            |      |
| 13C9_PFNA_EIS  | (472.0 / 427.0)<br>101160    | (8.70, N/A)<br>(N/A, 0.00, N/A)  | 358.8  | N/A                                 | 0.9197<br>[ 1.0000 ]            | 92.0%<br>{ 121.4% }       |  |                            |      |
| 13C6_PFDA_EIS  | (519.0 / 474.0)<br>126369    | (9.38, N/A)<br>(N/A, 0.01, N/A)  | 356.6  | N/A                                 | 0.8129<br>[ 1.0000 ]            | 81.3%<br>{ 108.7% }       |  |                            |      |
| 13C7_PFUnA_EIS | (570.0 / 525.0)<br>179820    | (9.75, N/A)<br>(N/A, 0.01, N/A)  | 264.8  | N/A                                 | 0.8617<br>[ 1.0000 ]            | 86.2%<br>{ 89.4% }        |  |                            |      |

| Analyte         | (Q1 / Q3)<br>Area Counts*min | R.T.<br>(R.T [min], R.R.T.)<br>( $\Delta$ RT-[min], $\Delta$ RT-<br>CV[min], $\Delta$ RT ion[s]) | S / N | Ion Ratio<br>IR Vs MP%<br>IR Vs CV% | Concentration<br>[ True ] ng/mL | Q.C.<br>Rec.<br>{Area%CV} | Primary<br>Transition   | Confirmation<br>Transition | Flag |
|-----------------|------------------------------|--|-------|-------------------------------------|---------------------------------|---------------------------|---|----------------------------|------|
| 13C2_PFDa_EIS   | (615.0 / 570.0)<br>190352    | (9.91, N/A)<br>(N/A, 0.01, N/A)  | 279.9 | N/A                                 | 0.7516<br>[ 1.0000 ]            | 75.2%<br>{ 98.5% }        |    |                            |      |
| 13C2_PFTeDA_EIS | (715.0 / 670.0)<br>152714    | (10.14, N/A)<br>(N/A, 0.00, N/A)   | 443.9 | N/A                                 | 0.8215<br>[ 1.0000 ]            | 82.1%<br>{ 117.6% }       |    |                            |      |
| 13C3_PFBs_EIS   | (302.0 / 80.0)<br>779778     | (6.17, N/A)<br>(N/A, -0.01, N/A)   | 987.6 | N/A                                 | 2.2253<br>[ 2.0000 ]            | 111.3%<br>{ 117.8% }      |    |                            |      |
| 13C3_PFHxS_EIS  | (402.0 / 80.0)<br>397764     | (8.09, N/A)<br>(N/A, 0.00, N/A)  | 859.5 | N/A                                 | 1.9942<br>[ 2.0000 ]            | 99.7%<br>{ 112.7% }       |    |                            |      |
| 13C8_PFOS_EIS   | (507.0 / 80.0)<br>704144     | (9.51, N/A)<br>(N/A, 0.00, N/A)  | 732.4 | N/A                                 | 2.0513<br>[ 2.0000 ]            | 102.6%<br>{ 117.5% }      |   |                            |      |
| 13C2_4:2FTS_EIS | (329.0 / 81.0)<br>86882      | (5.86, N/A)<br>(N/A, -0.01, N/A)   | 561.7 | N/A                                 | 4.3963<br>[ 4.0000 ]            | 109.9%<br>{ 121.4% }      |  |                            |      |
| 13C2_6:2FTS_EIS | (429.0 / 81.0)<br>118705     | (7.60, N/A)<br>(N/A, 0.01, N/A)  | 532.9 | N/A                                 | 4.4771<br>[ 4.0000 ]            | 111.9%<br>{ 132.0% }      |  |                            |      |
| 13C2_8:2FTS_EIS | (529.0 / 81.0)<br>95063      | (9.02, N/A)<br>(N/A, 0.00, N/A)  | 268.9 | N/A                                 | 4.1308<br>[ 4.0000 ]            | 103.3%<br>{ 109.7% }      |  |                            |      |
| 13C8_PFOA_EIS   | (506.0 / 78.0)<br>738088     | (10.19, N/A)<br>(N/A, 0.01, N/A)   | 934.7 | N/A                                 | 1.4084<br>[ 2.0000 ]            | 70.4%<br>{ 84.1% }        |  |                            |      |
| D3_NMeFOA_EIS   | (515.0 / 169.0)<br>127853    | (10.61, N/A)<br>(N/A, 0.01, N/A)   | 435.4 | N/A                                 | 0.8245<br>[ 2.0000 ]            | 41.2%<br>{ 53.6% }        |  |                            |      |
| D5_NEtFOA_EIS   | (531.1 / 169.0)<br>106561    | (10.70, N/A)<br>(N/A, 0.01, N/A)   | 602.4 | N/A                                 | 0.7579<br>[ 2.0000 ]            | 37.9%<br>{ 46.9% }        |  |                            |      |

| Analyte         | (Q1 / Q3)<br>Area Counts*min | R.T.<br>(R.T [min], R.R.T.)<br>( $\Delta$ RT-I[ $\mu$ min], $\Delta$ RT-<br>CV[ $\mu$ min], $\Delta$ RT ion[s]) | S / N  | Ion Ratio<br>IR Vs MP%<br>IR Vs CV% | Concentration<br>[ True ] ng/mL | Q.C.<br>Rec.<br>{Area%CV} | Primary<br>Transition  | Confirmation<br>Transition | Flag |
|-----------------|------------------------------|---|--------|-------------------------------------|---------------------------------|---------------------------|--|----------------------------|------|
| D3_MeFOSAA_EIS  | (573.0 / 419.0)<br>277855    | (9.55, N/A)<br>(N/A, 0.01, N/A)   | 559.3  | N/A                                 | 3.6382<br>[ 4.0000 ]            | 91.0%<br>{ 102.5% }       |   |                            |      |
| D5_EtFOSAA_EIS  | (589.0 / 419.0)<br>295720    | (9.71, N/A)<br>(N/A, 0.01, N/A)   | 302.8  | N/A                                 | 4.5052<br>[ 4.0000 ]            | 112.6%<br>{ 134.2% }      |   |                            |      |
| D7_NMeFOSE_EIS  | (623.2 / 58.9)<br>249041     | (10.58, N/A)<br>(N/A, 0.01, N/A)  | 803.1  | N/A                                 | 9.4024<br>[ 20.0000 ]           | 47.0%<br>{ 52.4% }        |   |                            |      |
| D9_NEtFOSE_EIS  | (639.2 / 58.9)<br>137138     | (10.68, N/A)<br>(N/A, 0.01, N/A)  | 1385.0 | N/A                                 | 10.1614<br>[ 20.0000 ]          | 50.8%<br>{ 57.8% }        |   |                            |      |
| 13C3_HFPODA_EIS | (287.0 / 169.0)<br>762563    | (6.55, N/A)<br>(N/A, -0.01, N/A)  | 865.2  | N/A                                 | 8.6017<br>[ 8.0000 ]            | 107.5%<br>{ 113.6% }      |  |                            |      |

## ANALYSIS DATA SHEET

LCSa

|              |                  |                 |                             |
|--------------|------------------|-----------------|-----------------------------|
| Laboratory:a | APPL, LLCa       | Work Order:a    | 22L0004a                    |
| Client:a     | Tidewater, Inc.a | Project:a       | NASA JPL Sl                 |
| M trix:a     | Watera           | Laboratory ID:a | BBL0076-BS1a                |
| Sampled:a    |                  | Prepared:a      | 12/05/22 07:17a             |
| Solids:a     |                  | Preparation:a   | Table B-15a                 |
| Batch:a      | BBL0076a         | Sequence:a      | SB03769a                    |
| Column:a     | 1a               | Calibration:a   | 2250016a                    |
|              |                  |                 | Instrument:a Saphira        |
|              |                  |                 | File ID:a S2022-12-09B (9)a |
|              |                  |                 | Analyzed:a 12/10/22 00:35a  |
|              |                  |                 | Dilution:a 1a               |

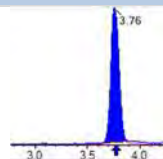
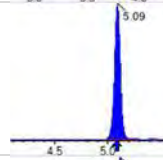
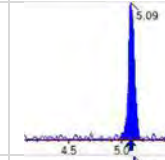
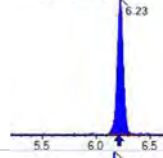
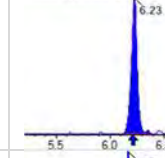
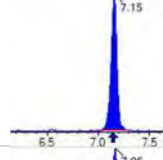
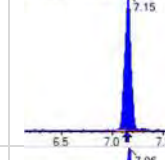
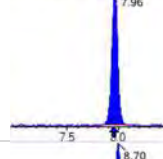
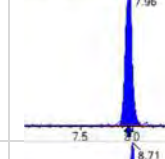
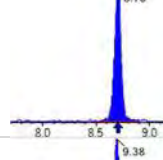
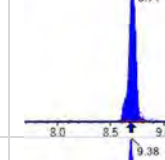
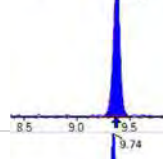

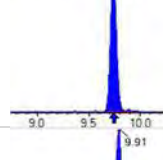
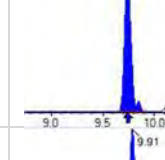
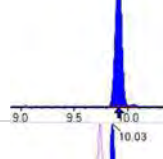
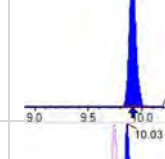
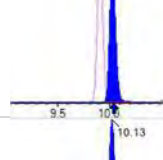
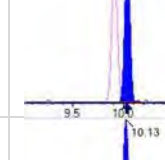
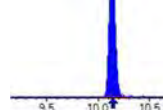
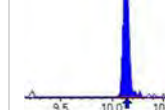
| COMPOUNDL | CONC. (ng/L)L | OQL   | DL     | QL |
|-----------|---------------|-------|--------|----|
| PFBAa     | 28.4a         | 3.2a  | 0.050a |    |
| PFPEAa    | 14.3a         | 1.6a  | 0.062a |    |
| PFHXAa    | 6.88a         | 0.80a | 0.064a |    |
| PFHPAa    | 7.01a         | 0.80a | 0.050a |    |
| PFOAa     | 7.52a         | 0.80a | 0.082a |    |
| PFNAa     | 7.59a         | 0.80a | 0.050a |    |
| PFDAa     | 8.72a         | 0.80a | 0.050a |    |
| PFUnAa    | 7.55a         | 0.80a | 0.080a |    |
| PFDOAa    | 6.13a         | 0.80a | 0.050a |    |
| PFTRDAa   | 6.41a         | 0.80a | 0.058a |    |
| PFTEDAa   | 7.68a         | 0.80a | 0.086a |    |
| PFBSa     | 6.77a         | 0.80a | 0.050a |    |
| PFPESa    | 6.34a         | 0.80a | 0.058a |    |
| PFHXSa    | 6.65a         | 0.80a | 0.050a |    |
| PFHPSa    | 6.13a         | 0.80a | 0.056a |    |
| PFOSa     | 6.57a         | 0.80a | 0.050a |    |
| PFNSa     | 6.95a         | 0.80a | 0.25a  |    |
| PFDSa     | 5.45a         | 0.80a | 0.064a |    |
| 4:2FTSa   | 29.9a         | 3.2a  | 0.11a  |    |
| 6:2FTSa   | 28.8a         | 3.2a  | 0.090a |    |
| 8:2FTSa   | 35.6a         | 3.2a  | 0.20a  |    |
| PFOSAa    | 7.44a         | 3.2a  | 0.050a |    |
| NMeFOSAa  | 30.9a         | 3.2a  | 0.99a  |    |
| NEtFOSAa  | 27.5a         | 3.2a  | 0.98a  |    |
| NMeFOSAAa | 5.91a         | 0.80a | 0.072a |    |
| NEtFOSAAa | 7.04a         | 0.80a | 0.050a |    |
| NMeFOSEa  | 25.9a         | 3.2a  | 0.60a  |    |
| NEtFOSEa  | 28.2a         | 3.2a  | 0.60a  |    |
| HFPO-DAa  | 15.9a         | 1.6a  | 0.49a  |    |
| ADONa     | 16.0a         | 1.6a  | 0.38a  |    |

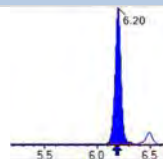
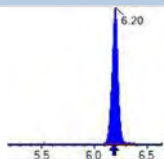
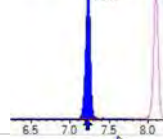
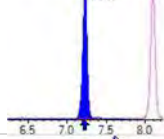
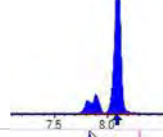
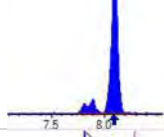
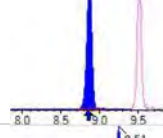
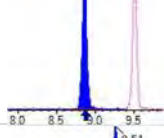
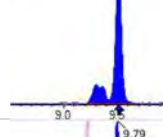
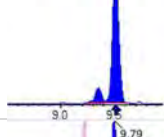
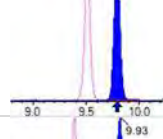
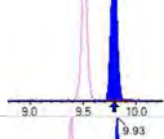
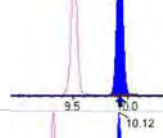
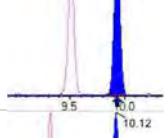
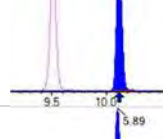
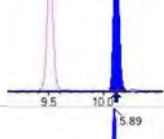
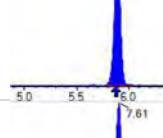
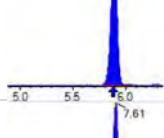
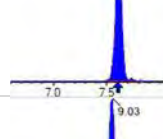
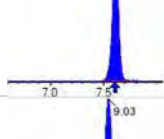
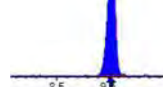
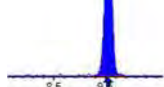
**ANALYSIS DATA SHEETL**

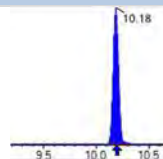
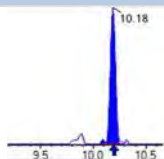
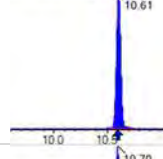
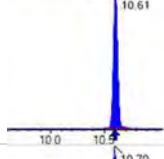
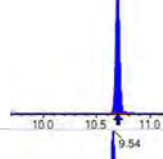
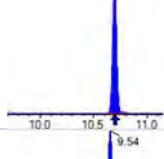
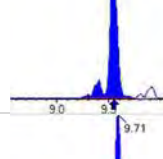
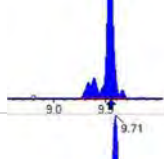
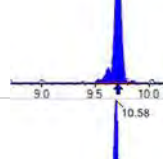
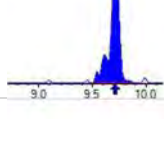
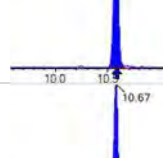
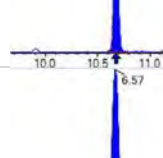
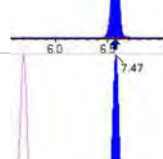
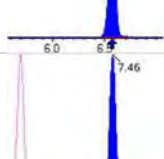
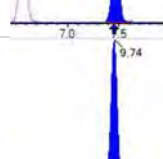
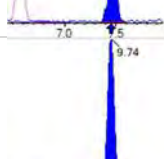
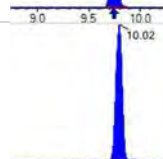
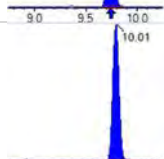

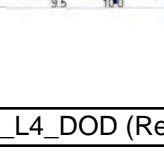
## LCSa

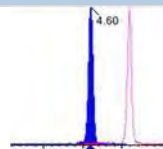
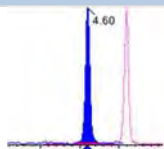
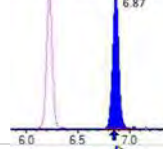
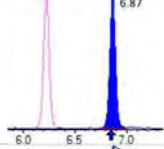
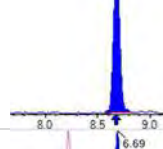
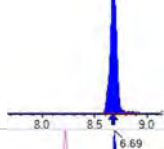
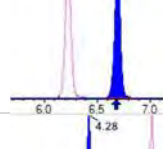
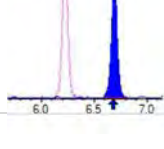
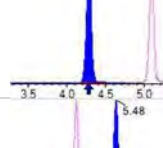
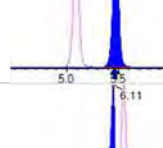
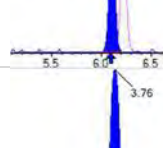
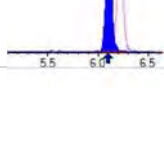
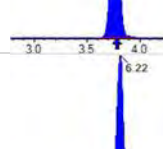
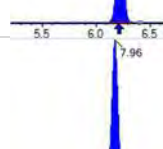
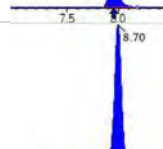

|              |                  |                 |                             |
|--------------|------------------|-----------------|-----------------------------|
| Laboratory:a | APPL, LLCa       | Work Order:a    | 22L0004a                    |
| Client:a     | Tidewater, Inc.a | Project:a       | NASA JPL Sla                |
| Matrix:a     | Watera           | Laboratory ID:a | BBL0076-BS1a                |
| Sampled:a    |                  | Prepared:a      | 12/05/22 07:17a             |
| Solids:a     |                  | Preparation:a   | Table B-15a                 |
| Batch:a      | BBL0076a         | Sequence:a      | SB03769a                    |
| Column:a     | 1a               | Calibration:a   | 2250016a                    |
|              |                  |                 | Instrument:a Saphira        |
|              |                  |                 | File ID:a S2022-12-09B (9)a |
|              |                  |                 | Analyzed:a 12/10/22 00:35a  |
|              |                  |                 | Dilution:a 1a               |

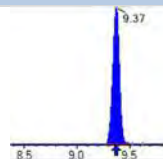
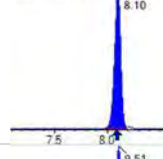
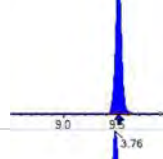
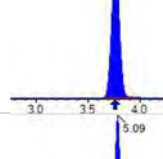
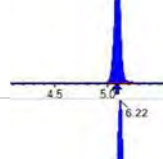
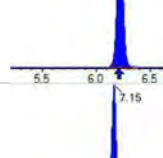
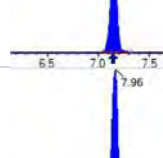
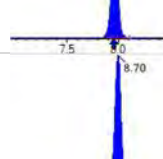
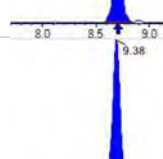
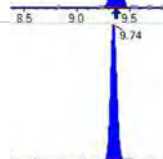

| COMPOUNDL     | CONC. (ng/L)L | OQL  | DL    | QL |
|---------------|---------------|------|-------|----|
| 9CL-PF3ONSa   | 15.1a         | 1.6a | 0.24a |    |
| 11CL-PF3OUDSa | 11.9a         | 1.6a | 0.24a |    |

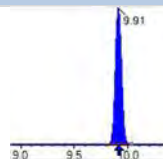
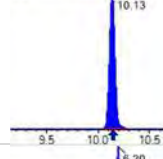
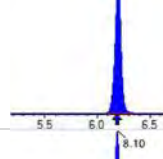
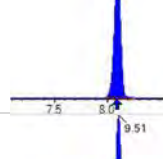

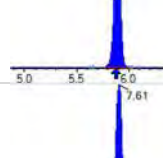
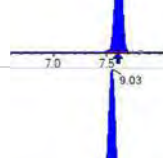
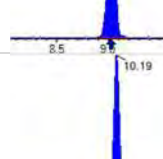
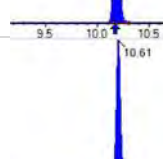
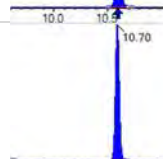

| Analyte | (Q1 / Q3)<br>Area Counts*min                          | R.T.<br>(R.T [min], R.R.T.)<br>( $\Delta$ RT-[min], $\Delta$ RT-<br>CV[min], $\Delta$ RT ion[s]) | S / N           | Ion Ratio<br>IR Vs MP%<br>IR Vs CV% | Concentration<br>[ True ] ng/mL | Q.C.<br>Rec.<br>{Area%CV} | Primary<br>Transition   | Confirmation<br>Transition  | Flag |
|---------|---|--|-----------------|-------------------------------------|---------------------------------|---------------------------|---|---|------|
| PFBA    | (212.9 / 169.0)<br>276299                             | (3.76, 1.00)<br>(0.00, N/A, 0.0)   | 57.9            | N/A<br>0.0<br>0.0                   | 3.5514<br>[ 4.0000 ]            | 88.8%                     |    |   |      |
| PFPeA   | (262.9 / 219.0)<br>179855<br>(262.9 / 69.0)<br>2673   | (5.09, 1.00)<br>(0.00, N/A, 0.1)   | 574.0<br>80.9   | 0.0149<br>127.6<br>134.3            | 1.7864<br>[ 2.0000 ]            | 89.3%                     |    |    |      |
| PFHxA   | (313.0 / 269.0)<br>146120<br>(313.0 / 119.0)<br>12765 | (6.23, 1.00)<br>(0.00, N/A, -0.2)  | 430.3<br>198.8  | 0.0874<br>97.2<br>89.2              | 0.8595<br>[ 1.0000 ]            | 86.0%                     |    |    |      |
| PFHpA   | (363.0 / 319.0)<br>122648<br>(363.0 / 169.0)<br>37499 | (7.15, 1.00)<br>(0.00, N/A, 0.1)   | 392.6<br>357.5  | 0.3057<br>106.6<br>108.2            | 0.8758<br>[ 1.0000 ]            | 87.6%                     |    |    |      |
| PFOA    | (413.0 / 369.0)<br>141280<br>(413.0 / 169.0)<br>45507 | (7.96, 1.00)<br>(0.00, N/A, -0.1)  | 373.0<br>367.7  | 0.3221<br>99.6<br>99.5              | 0.9402<br>[ 1.0000 ]            | 94.0%                     |   |   |      |
| PFNA    | (463.0 / 419.0)<br>97472<br>(463.0 / 169.0)<br>21108  | (8.70, 1.00)<br>(0.00, N/A, -0.3)  | 233.7<br>50.4   | 0.2166<br>107.6<br>102.8            | 0.9492<br>[ 1.0000 ]            | 94.9%                     |  |  |      |
| PFDA    | (513.0 / 469.0)<br>140806<br>(513.0 / 169.0)<br>15255 | (9.38, 1.00)<br>(0.00, N/A, 0.0)   | 250.0<br>262.7  | 0.1083<br>122.0<br>109.0            | 1.0894<br>[ 1.0000 ]            | 108.9%                    |  |  |      |
| PFUnA   | (563.0 / 519.0)<br>165271<br>(563.0 / 169.0)<br>19882 | (9.74, 1.00)<br>(0.00, N/A, -0.1)  | 389.4<br>191.5  | 0.1203<br>111.9<br>120.9            | 0.9443<br>[ 1.0000 ]            | 94.4%                     |  |  |      |
| PFDoA   | (613.0 / 569.0)<br>165599<br>(613.0 / 169.0)<br>20559 | (9.91, 1.00)<br>(0.00, N/A, 0.1)   | 414.5<br>2169.5 | 0.1241<br>104.3<br>80.7             | 0.7660<br>[ 1.0000 ]            | 76.6%                     |  |  |      |
| PFTrDA  | (663.0 / 619.0)<br>152094<br>(663.0 / 169.0)<br>38792 | (10.03, 1.01)<br>(N/A, -0.01, -0.3)  | 387.3<br>252.6  | 0.2551<br>137.0<br>121.3            | 0.8010<br>[ 1.0000 ]            | 80.1%                     |  |  |      |
| PFTeDA  | (713.0 / 669.0)<br>135071<br>(713.0 / 169.0)<br>23570 | (10.13, 1.00)<br>(0.00, N/A, 0.1)  | 427.7<br>152.4  | 0.1745<br>88.6<br>86.8              | 0.9598<br>[ 1.0000 ]            | 96.0%                     |  |  |      |

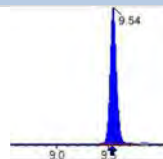
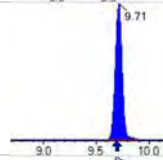
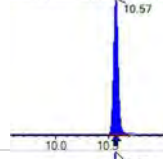
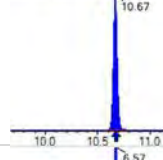
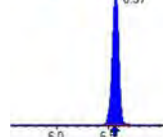
| Analyte | (Q1 / Q3)<br>Area Counts*min                          | R.T.<br>(R.T [min], R.R.T.)<br>( $\Delta$ RT-[min], $\Delta$ RT-<br>CV[min], $\Delta$ RT ion[s]) | S / N              | Ion Ratio<br>IR Vs MP%<br>IR Vs CV% | Concentration<br>[ True ] ng/mL | Q.C.<br>Rec.<br>{Area%CV} | Primary<br>Transition   | Confirmation<br>Transition  | Flag |
|---------|---|--|--------------------|-------------------------------------|---------------------------------|---------------------------|---|---|------|
| PFBS    | (298.9 / 80.0)<br>193944<br>(298.9 / 99.0)<br>122287  | (6.20, 1.00)<br>(0.00, N/A, -0.1)  | 184.2<br>553.1     | 0.6305<br>93.1<br>93.1              | 0.8465<br>[0.8847]              | 95.7%                     |    |    |      |
| PFPeS   | (349.0 / 80.0)<br>327608<br>(349.0 / 99.0)<br>120140  | (7.23, 0.89)<br>(N/A, 0.01, 0.1)   | 719.8<br>529.6     | 0.3667<br>100.6<br>109.1            | 0.7926<br>[0.9384]              | 84.5%                     |    |    |      |
| PFHxS   | (399.0 / 80.0)<br>304629<br>(399.0 / 99.0)<br>91794   | (8.10, 1.00)<br>(0.00, N/A, 0.0)   | 1198.7<br>261043.2 | 0.3013<br>87.4<br>91.3              | 0.8312<br>[0.9110]              | 91.2%                     |    |    |      |
| PFHpS   | (449.0 / 80.0)<br>250555<br>(449.0 / 99.0)<br>69304   | (8.86, 0.93)<br>(N/A, 0.00, 0.2)   | 787.1<br>430.1     | 0.2766<br>97.3<br>97.5              | 0.7660<br>[0.9514]              | 80.5%                     |    |    |      |
| PFOS    | (499.0 / 80.0)<br>332648<br>(499.0 / 99.0)<br>68939   | (9.51, 1.00)<br>(0.00, N/A, 0.1)   | 117.9<br>120.4     | 0.2072<br>80.5<br>87.5              | 0.8210<br>[0.9275]              | 88.5%                     |   |   |      |
| PFNS    | (549.0 / 80.0)<br>413534<br>(549.0 / 99.0)<br>109774  | (9.79, 1.03)<br>(N/A, 0.00, 0.0)   | 439.7<br>495.4     | 0.2655<br>111.1<br>113.4            | 0.8692<br>[0.9599]              | 90.6%                     |  |  |      |
| PFDS    | (599.0 / 80.0)<br>406121<br>(599.0 / 99.0)<br>121032  | (9.93, 1.04)<br>(N/A, 0.00, -0.1)  | 4837.0<br>362.6    | 0.2980<br>128.1<br>123.0            | 0.6816<br>[0.9631]              | 70.8%                     |  |  |      |
| PFDoS   | (698.9 / 80.0)<br>244978<br>(698.9 / 99.0)<br>61962   | (10.12, 1.06)<br>(N/A, 0.00, 0.0)  | 934.9<br>613.7     | 0.2529<br>109.2<br>122.6            | 0.6933<br>[0.9696]              | 71.5%                     |  |  |      |
| 4:2FTS  | (327.0 / 307.0)<br>288378<br>(327.0 / 81.0)<br>155951 | (5.89, 1.00)<br>(0.00, N/A, 0.0)   | 870.1<br>531.1     | 0.5408<br>90.5<br>90.4              | 3.7423<br>[3.7381]              | 100.1%                    |  |  |      |
| 6:2FTS  | (427.0 / 407.0)<br>163456<br>(427.0 / 81.0)<br>122573 | (7.61, 1.00)<br>(0.00, N/A, 0.0)   | 499.6<br>667.8     | 0.7499<br>104.3<br>105.6            | 3.6030<br>[3.7962]              | 94.9%                     |  |  |      |
| 8:2FTS  | (527.0 / 507.0)<br>155654<br>(527.0 / 81.0)<br>81206  | (9.03, 1.00)<br>(0.00, N/A, 0.2)   | 535.1<br>283.7     | 0.5217<br>83.7<br>84.6              | 4.4504<br>[3.8332]              | 116.1%                    |  |  |      |

| Analyte      | (Q1 / Q3)<br>Area Counts*min                            | R.T.<br>(R.T [min], R.R.T.)<br>( $\Delta$ RT-[min], $\Delta$ RT-<br>CV[min], $\Delta$ RT ion[s]) | S / N            | Ion Ratio<br>IR Vs MP%<br>IR Vs CV% | Concentration<br>[ True ] ng/mL | Q.C.<br>Rec.<br>{Area%CV} | Primary<br>Transition   | Confirmation<br>Transition  | Flag |
|--------------|---|--|------------------|-------------------------------------|---------------------------------|---------------------------|---|---|------|
| PFOSA        | (498.0 / 78.0)<br>416033<br>(498.0 / 478.0)<br>12315    | (10.18, 1.00)<br>(0.00, N/A, 0.0)  | 478.2<br>162.0   | 0.0296<br>124.0<br>117.2            | 0.9302<br>[ 1.0000 ]            | 93.0%                     |    |    |      |
| NMeFOSA      | (511.9 / 219.0)<br>202451<br>(511.9 / 169.0)<br>127021  | (10.61, 1.00)<br>(0.00, N/A, 0.1)  | 842.6<br>540.9   | 0.6274<br>94.1<br>96.9              | 3.8629<br>[ 4.0000 ]            | 96.6%                     |    |    |      |
| NEIFOSA      | (526.0 / 219.0)<br>168641<br>(526.0 / 169.0)<br>174085  | (10.70, 1.00)<br>(0.00, N/A, 0.0)  | 823.8<br>829.9   | 1.0323<br>94.7<br>100.0             | 3.4372<br>[ 4.0000 ]            | 85.9%                     |    |    |      |
| NMeFOSAA     | (570.0 / 419.0)<br>49875<br>(570.0 / 483.0)<br>28980    | (9.54, 1.00)<br>(0.00, N/A, 0.1)   | 147.2<br>65141.6 | 0.5811<br>125.3<br>107.0            | 0.7384<br>[ 1.0000 ]            | 73.8%                     |    |    |      |
| NEIFOSAA     | (584.0 / 419.0)<br>59705<br>(584.0 / 526.0)<br>33840    | (9.71, 1.00)<br>(0.00, N/A, -0.2)  | 532.3<br>228.7   | 0.5668<br>93.4<br>91.3              | 0.8794<br>[ 1.0000 ]            | 87.9%                     |   |   |      |
| NMeFOSE      | (616.1 / 59.0)<br>55324                                 | (10.58, 1.00)<br>(0.00, N/A, 0.0)  | 495.2            | N/A<br>0.0<br>0.0                   | 3.2344<br>[ 4.0000 ]            | 80.9%                     |  |   |      |
| NEtFOSE      | (630.0 / 59.0)<br>16910                                 | (10.67, 1.00)<br>(0.01, N/A, 0.0)  | 361.5            | N/A<br>0.0<br>0.0                   | 3.5269<br>[ 4.0000 ]            | 88.2%                     |  |   |      |
| HFPO-DA      | (285.0 / 169.0)<br>121009<br>(285.0 / 185.0)<br>323484  | (6.57, 1.00)<br>(0.00, N/A, -0.1)  | 577.8<br>685.8   | 2.6732<br>96.4<br>86.8              | 1.9907<br>[ 2.0000 ]            | 99.5%                     |  |  |      |
| ADONA        | (377.0 / 85.0)<br>491841<br>(377.0 / 251.0)<br>55532    | (7.47, 1.14)<br>(N/A, 0.01, 0.1)   | 953.7<br>219.6   | 0.1129<br>89.8<br>95.4              | 2.0010<br>[ 1.8854 ]            | 106.1%                    |  |  |      |
| 9CI-Pf3ONS   | (531.0 / 351.0)<br>1277608<br>(533.0 / 353.0)<br>418402 | (9.74, 1.48)<br>(N/A, 0.00, 0.1)   | 812.5<br>507.4   | 0.3275<br>98.1<br>109.3             | 1.8889<br>[ 1.8665 ]            | 101.2%                    |  |  |      |
| 11CI-PF3OUDS | (631.0 / 451.0)<br>694557<br>(633.0 / 453.0)<br>217085  | (10.02, 1.52)<br>(N/A, 0.00, 0.2)  | 1158.7<br>569.9  | 0.3126<br>96.6<br>93.6              | 1.4925<br>[ 1.8864 ]            | 79.1%                     |  |  |      |

| Analyte        | (Q1 / Q3)<br>Area Counts*min                           | R.T.<br>(R.T [min], R.R.T.)<br>( $\Delta$ RT-[min], $\Delta$ RT-<br>CV[min], $\Delta$ RT ion[s]) | S / N           | Ion Ratio<br>IR Vs MP%<br>IR Vs CV% | Concentration<br>[ True ] ng/mL | Q.C.<br>Rec.<br>{Area%CV} | Primary<br>Transition   | Confirmation<br>Transition  | Flag |
|----------------|--|--|-----------------|-------------------------------------|---------------------------------|---------------------------|---|---|------|
| 3:3FTCA        | (241.0 / 177.0)<br>14358<br>(241.0 / 117.0)<br>25029   | (4.60, 0.90)<br>(N/A, 0.01, 0.1)   | 306.9<br>316.7  | 1.7432<br>100.2<br>102.0            | 2.9029<br>[4.0000]              | 72.6%                     |    |    |      |
| 5:3FTCA        | (341.0 / 236.7)<br>105466<br>(341.0 / 217.0)<br>167360 | (6.87, 1.10)<br>(N/A, 0.02, 0.1)   | 555.1<br>403.6  | 1.5869<br>92.9<br>96.9              | 2.9200<br>[4.0000]              | 73.0%                     |    |    |      |
| 7:3FTCA        | (441.0 / 317.0)<br>137218<br>(441.0 / 337.0)<br>114778 | (8.68, 1.39)<br>(N/A, 0.01, 0.0)   | 273.0<br>256.5  | 0.8365<br>101.4<br>105.1            | 2.9507<br>[4.0000]              | 73.8%                     |    |    |      |
| PFEESA         | (315.0 / 135.0)<br>244043<br>(315.0 / 83.0)<br>69264   | (6.69, 1.08)<br>(N/A, 0.02, 0.1)   | 1243.0<br>365.1 | 0.2838<br>95.4<br>87.1              | 1.4039<br>[1.7849]              | 78.7%                     |    |    |      |
| PFMPA          | (229.0 / 85.0)<br>49898                                | (4.28, 0.84)<br>(N/A, 0.00, 0.0)   | 538.5           | N/A<br>0.0<br>0.0                   | 1.7999<br>[2.0000]              | 90.0%                     |   |   |      |
| PFMBA          | (279.0 / 85.0)<br>157880                               | (5.48, 1.08)<br>(N/A, 0.01, 0.0)   | 1130.0          | N/A<br>0.0<br>0.0                   | 1.8272<br>[2.0000]              | 91.4%                     |  |   |      |
| NFDHA          | (201.0 / 85.0)<br>7488<br>(295.0 / 201.0)<br>46069     | (6.11, 0.98)<br>(N/A, 0.02, 0.2)   | 224.4<br>498.3  | 6.1520<br>87.9<br>106.9             | 1.7183<br>[2.0000]              | 85.9%                     |  |  |      |
| 13C3_PFBA_IIS  | (216.0 / 172.0)<br>98174                               | (3.76, N/A)<br>(N/A, -0.01, N/A)   | 1115.4          | N/A                                 | 1.0213<br>[1.0000]              | 102.1%<br>{112.2%}        |  |   |      |
| 13C2_PFHxA_IIS | (315.1 / 270.0)<br>144225                              | (6.22, N/A)<br>(N/A, 0.01, N/A)  | 691.8           | N/A                                 | 1.1680<br>[1.0000]              | 116.8%<br>{111.2%}        |  |   |      |
| 13C4_PFOA_IIS  | (417.0 / 372.0)<br>128939                              | (7.96, N/A)<br>(N/A, 0.01, N/A)  | 381.8           | N/A                                 | 1.0876<br>[1.0000]              | 108.8%<br>{106.2%}        |  |   |      |
| 13C5_PFNA_IIS  | (468.0 / 423.0)<br>120190                              | (8.70, N/A)<br>(N/A, 0.01, N/A)  | 374.7           | N/A                                 | 1.2620<br>[1.0000]              | 126.2%<br>{122.4%}        |  |   |      |

| Analyte        | (Q1 / Q3)<br>Area Counts*min | R.T.<br>(R.T [min], R.R.T.)<br>( $\Delta$ RT-[min], $\Delta$ RT-<br>CV[min], $\Delta$ RT ion[s]) | S / N  | Ion Ratio<br>IR Vs MP%<br>IR Vs CV% | Concentration<br>[ True ] ng/mL | Q.C.<br>Rec.<br>{Area%CV} | Primary<br>Transition   | Confirmation<br>Transition | Flag |
|----------------|------------------------------|--|--------|-------------------------------------|---------------------------------|---------------------------|---|----------------------------|------|
| 13C2_PFDA_IIS  | (515.1 / 470.1)<br>98903     | (9.37, N/A)<br>(N/A, 0.00, N/A)  | 514.2  | N/A                                 | 1.2005<br>[ 1.0000 ]            | 120.1%<br>{ 109.7% }      |    |                            |      |
| 18O2_PFHxS_IIS | (403.0 / 83.9)<br>231311     | (8.10, N/A)<br>(N/A, 0.01, N/A)  | 1242.5 | N/A                                 | 1.0777<br>[ 1.0000 ]            | 107.8%<br>{ 110.4% }      |    |                            |      |
| 13C4_PFOS_IIS  | (502.8 / 79.9)<br>216506     | (9.51, N/A)<br>(N/A, 0.00, N/A)  | 429.9  | N/A                                 | 1.1632<br>[ 1.0000 ]            | 116.3%<br>{ 113.3% }      |    |                            |      |
| 13C4_PFBA_EIS  | (217.0 / 172.0)<br>817406    | (3.76, N/A)<br>(N/A, -0.01, N/A)   | 926.6  | N/A                                 | 8.8809<br>[ 8.0000 ]            | 111.0%<br>{ 124.8% }      |    |                            |      |
| 13C5_PFPeA_EIS | (267.9 / 223.0)<br>418923    | (5.09, N/A)<br>(N/A, 0.01, N/A)  | 962.0  | N/A                                 | 3.9819<br>[ 4.0000 ]            | 99.5%<br>{ 120.5% }       |   |                            |      |
| 13C5_PFHxA_EIS | (318.0 / 273.0)<br>337339    | (6.22, N/A)<br>(N/A, 0.01, N/A)  | 639.4  | N/A                                 | 2.2931<br>[ 2.0000 ]            | 114.7%<br>{ 128.6% }      |  |                            |      |
| 13C4_PFHpA_EIS | (367.0 / 322.0)<br>276483    | (7.15, N/A)<br>(N/A, 0.01, N/A)  | 428.4  | N/A                                 | 2.0822<br>[ 2.0000 ]            | 104.1%<br>{ 111.5% }      |  |                            |      |
| 13C8_PFOA_EIS  | (421.0 / 376.0)<br>291549    | (7.96, N/A)<br>(N/A, 0.01, N/A)  | 860.6  | N/A                                 | 2.2231<br>[ 2.0000 ]            | 111.2%<br>{ 111.8% }      |  |                            |      |
| 13C9_PFNA_EIS  | (472.0 / 427.0)<br>106519    | (8.70, N/A)<br>(N/A, 0.00, N/A)  | 350.8  | N/A                                 | 0.8981<br>[ 1.0000 ]            | 89.8%<br>{ 127.8% }       |  |                            |      |
| 13C6_PFDA_EIS  | (519.0 / 474.0)<br>127403    | (9.38, N/A)<br>(N/A, 0.00, N/A)  | 262.5  | N/A                                 | 0.8868<br>[ 1.0000 ]            | 88.7%<br>{ 109.5% }       |  |                            |      |
| 13C7_PFUnA_EIS | (570.0 / 525.0)<br>198812    | (9.74, N/A)<br>(N/A, 0.00, N/A)  | 498.3  | N/A                                 | 1.0310<br>[ 1.0000 ]            | 103.1%<br>{ 98.8% }       |  |                            |      |

| Analyte         | (Q1 / Q3)<br>Area Counts*min | R.T.<br>(R.T [min], R.R.T.)<br>( $\Delta$ RT-[min], $\Delta$ RT-<br>CV[min], $\Delta$ RT ion[s]) | S / N | Ion Ratio<br>IR Vs MP%<br>IR Vs CV% | Concentration<br>[ True ] ng/mL | Q.C.<br>Rec.<br>{Area%CV} | Primary<br>Transition   | Confirmation<br>Transition | Flag                |
|-----------------|------------------------------|--|-------|-------------------------------------|---------------------------------|---------------------------|---|----------------------------|---------------------|
| 13C2_PFDa_EIS   | (615.0 / 570.0)<br>234942    | (9.91, N/A)<br>(N/A, 0.00, N/A)  | 776.8 | N/A                                 | 1.0039<br>[ 1.0000 ]            | 100.4%<br>{ 121.6% }      |    |                            |                     |
| 13C2_PFTeDA_EIS | (715.0 / 670.0)<br>142766    | (10.13, N/A)<br>(N/A, 0.00, N/A)   | 438.1 | N/A                                 | 0.8310<br>[ 1.0000 ]            | 83.1%<br>{ 110.0% }       |    |                            |                     |
| 13C3_PFBs_EIS   | (302.0 / 80.0)<br>750526     | (6.20, N/A)<br>(N/A, 0.02, N/A)  | 874.2 | N/A                                 | 2.2078<br>[ 2.0000 ]            | 110.4%<br>{ 113.4% }      |    |                            |                     |
| 13C3_PFHxS_EIS  | (402.0 / 80.0)<br>437183     | (8.10, N/A)<br>(N/A, 0.01, N/A)  | 809.5 | N/A                                 | 2.2592<br>[ 2.0000 ]            | 113.0%<br>{ 123.9% }      |    |                            |                     |
| 13C8_PFOS_EIS   | (507.0 / 80.0)<br>721786     | (9.51, N/A)<br>(N/A, 0.00, N/A)  | 28.3  | N/A                                 | 2.1869<br>[ 2.0000 ]            | 109.3%<br>{ 120.4% }      |   |                            | MI1 ABK<br>12/13/22 |
| 13C2_4:2FTS_EIS | (329.0 / 81.0)<br>88235      | (5.89, N/A)<br>(N/A, 0.02, N/A)  | 548.5 | N/A                                 | 4.6021<br>[ 4.0000 ]            | 115.1%<br>{ 123.3% }      |  |                            |                     |
| 13C2_6:2FTS_EIS | (429.0 / 81.0)<br>114401     | (7.61, N/A)<br>(N/A, 0.02, N/A)  | 636.3 | N/A                                 | 4.4475<br>[ 4.0000 ]            | 111.2%<br>{ 127.2% }      |  |                            |                     |
| 13C2_8:2FTS_EIS | (529.0 / 81.0)<br>89087      | (9.03, N/A)<br>(N/A, 0.01, N/A)  | 419.9 | N/A                                 | 3.9902<br>[ 4.0000 ]            | 99.8%<br>{ 102.8% }       |  |                            |                     |
| 13C8_PFOsa_EIS  | (506.0 / 78.0)<br>805455     | (10.19, N/A)<br>(N/A, 0.00, N/A)   | 544.9 | N/A                                 | 1.5986<br>[ 2.0000 ]            | 79.9%<br>{ 91.8% }        |  |                            |                     |
| D3_NMeFOSA_EIS  | (515.0 / 169.0)<br>114044    | (10.61, N/A)<br>(N/A, 0.00, N/A)   | 556.7 | N/A                                 | 0.7649<br>[ 2.0000 ]            | 38.2%<br>{ 47.8% }        |  |                            |                     |
| D5_NEtFOSA_EIS  | (531.1 / 169.0)<br>94751     | (10.70, N/A)<br>(N/A, 0.00, N/A)   | 689.5 | N/A                                 | 0.7009<br>[ 2.0000 ]            | 35.0%<br>{ 41.7% }        |  |                            |                     |

| Analyte         | (Q1 / Q3)<br>Area Counts*min | R.T.<br>(R.T [min], R.R.T.)<br>( $\Delta$ RT-I[ $\mu$ min], $\Delta$ RT-<br>CV[ $\mu$ min], $\Delta$ RT ion[s]) | S / N | Ion Ratio<br>IR Vs MP%<br>IR Vs CV% | Concentration<br>[ True ] ng/mL | Q.C.<br>Rec.<br>{Area%CV} | Primary<br>Transition  | Confirmation<br>Transition | Flag |
|-----------------|------------------------------|---|-------|-------------------------------------|---------------------------------|---------------------------|--|----------------------------|------|
| D3_MeFOSAA_EIS  | (573.0 / 419.0)<br>309806    | (9.54, N/A)<br>(N/A, 0.00, N/A)   | 302.3 | N/A                                 | 4.2191<br>[ 4.0000 ]            | 105.5%<br>{ 114.3% }      |   |                            |      |
| D5_EtFOSAA_EIS  | (589.0 / 419.0)<br>295925    | (9.71, N/A)<br>(N/A, 0.01, N/A)   | 598.4 | N/A                                 | 4.6889<br>[ 4.0000 ]            | 117.2%<br>{ 134.3% }      |   |                            |      |
| D7_NMeFOSE_EIS  | (623.2 / 58.9)<br>243327     | (10.57, N/A)<br>(N/A, 0.00, N/A)  | 608.9 | N/A                                 | 9.5547<br>[ 20.0000 ]           | 47.8%<br>{ 51.2% }        |   |                            |      |
| D9_NEtFOSE_EIS  | (639.2 / 58.9)<br>140039     | (10.67, N/A)<br>(N/A, 0.00, N/A)  | 971.5 | N/A                                 | 10.7922<br>[ 20.0000 ]          | 54.0%<br>{ 59.0% }        |   |                            |      |
| 13C3_HFPODA_EIS | (287.0 / 169.0)<br>732206    | (6.57, N/A)<br>(N/A, 0.01, N/A)   | 807.7 | N/A                                 | 7.5573<br>[ 8.0000 ]            | 94.5%<br>{ 109.1% }       |  |                            |      |

## ANALYSIS DATA SHEET

## LCS Dupa

|              |                  |                 |                      |
|--------------|------------------|-----------------|----------------------|
| Laboratory:a | APPL, LLCa       | Work Order:a    | 22L0004a             |
| Client:a     | Tidewater, Inc.a | Project:a       | NASA JPL Sl          |
| M trix:a     | Watera           | Laboratory ID:a | BBL0076-BSD1a        |
| Sampled:a    |                  | File ID:a       | S2022-12-09B (10)a   |
| Solids:a     |                  | Prepared:a      | 12/05/22 07:17a      |
|              |                  | Analyzed:a      | 12/10/22 00:48a      |
|              |                  | Preparation:a   | Table B-15a          |
|              |                  | Dilution:a      | 1a                   |
| Batch:a      | BBL0076a         | Sequence:a      | SB03769a             |
|              |                  | Calibration:a   | 2250016a             |
| Column:a     | 1a               |                 | Instrument:a Saphira |

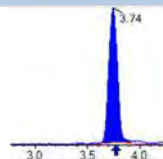
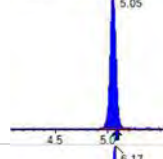
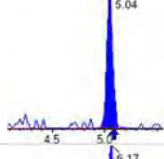
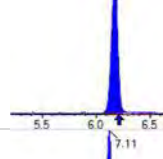
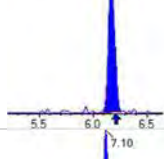
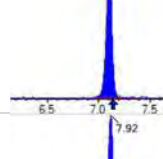
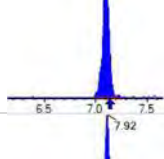
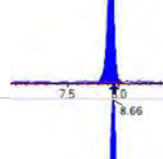
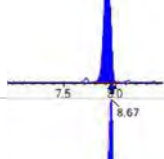
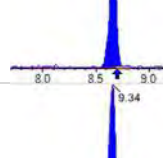
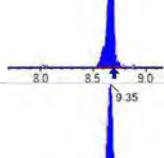
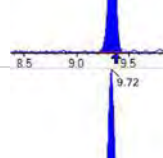
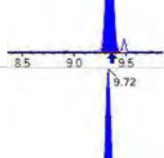
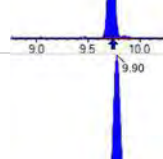
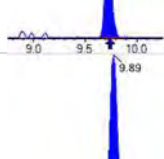
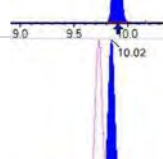
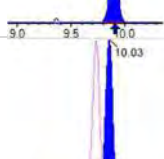
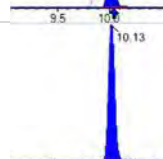
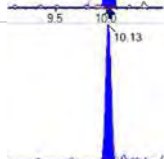

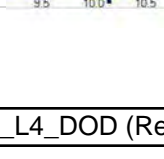
| COMPOUNDL | CONC. (ng/L)L | OQL   | DL     | QL   |
|-----------|---------------|-------|--------|------|
| PFBAa     | 26.2a         | 3.2a  | 0.050a |      |
| PFPEAa    | 15.7a         | 1.6a  | 0.062a |      |
| PFHXAa    | 7.84a         | 0.80a | 0.064a |      |
| PFHPAa    | 7.41a         | 0.80a | 0.050a |      |
| PFOAa     | 7.95a         | 0.80a | 0.082a |      |
| PFNAa     | 8.16a         | 0.80a | 0.050a |      |
| PFDAa     | 7.25a         | 0.80a | 0.050a |      |
| PFUnAa    | 7.57a         | 0.80a | 0.080a |      |
| PFDOAa    | 8.73a         | 0.80a | 0.050a | BS3a |
| PFTRDAa   | 8.46a         | 0.80a | 0.058a |      |
| PFTEDAa   | 6.62a         | 0.80a | 0.086a |      |
| PFBSa     | 6.22a         | 0.80a | 0.050a |      |
| PFPESa    | 7.31a         | 0.80a | 0.058a |      |
| PFHXSa    | 6.83a         | 0.80a | 0.050a |      |
| PFHPSa    | 7.00a         | 0.80a | 0.056a |      |
| PFOSa     | 7.24a         | 0.80a | 0.050a |      |
| PFNSa     | 7.21a         | 0.80a | 0.25a  |      |
| PFDSa     | 7.01a         | 0.80a | 0.064a |      |
| 4:2FTSa   | 27.2a         | 3.2a  | 0.11a  |      |
| 6:2FTSa   | 29.0a         | 3.2a  | 0.090a |      |
| 8:2FTSa   | 30.9a         | 3.2a  | 0.20a  |      |
| PFOSAa    | 8.71a         | 3.2a  | 0.050a |      |
| NMeFOSAa  | 28.6a         | 3.2a  | 0.99a  |      |
| NEtFOSAa  | 25.8a         | 3.2a  | 0.98a  |      |
| NMeFOSAAa | 6.76a         | 0.80a | 0.072a |      |
| NEtFOSAAa | 7.43a         | 0.80a | 0.050a |      |
| NMeFOSEa  | 28.6a         | 3.2a  | 0.60a  |      |
| NEtFOSEa  | 27.2a         | 3.2a  | 0.60a  |      |
| HFPO-DAa  | 15.5a         | 1.6a  | 0.49a  |      |
| ADONa     | 13.6a         | 1.6a  | 0.38a  |      |

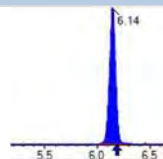
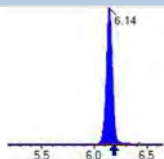
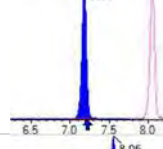
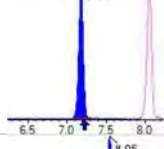
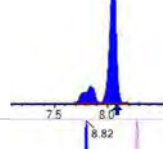
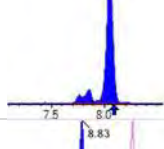
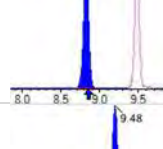
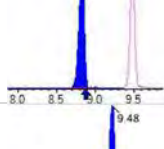
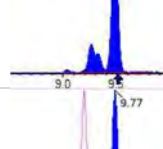
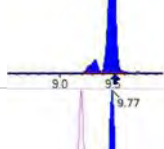
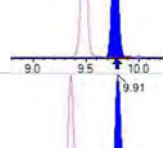
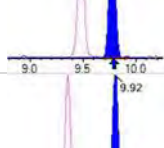
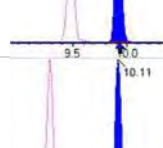
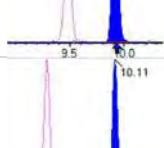
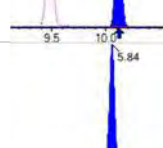
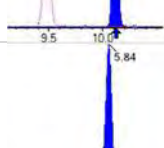
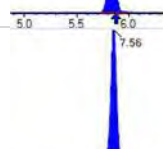
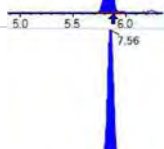
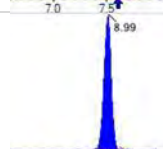
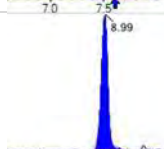

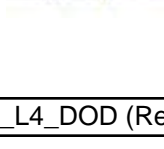
**ANALYSIS DATA SHEETL**

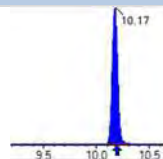
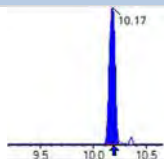
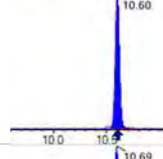
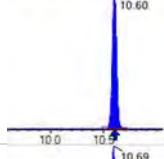
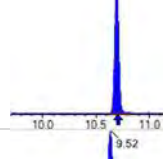
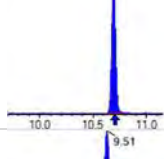
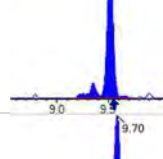
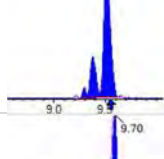
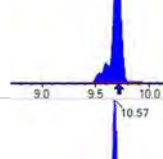
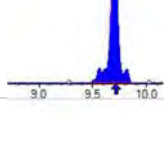
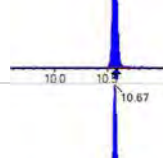
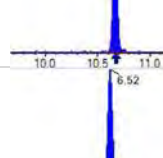
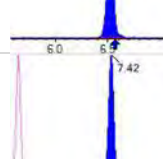
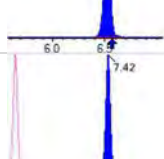
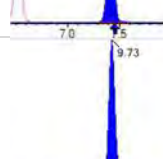
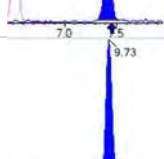
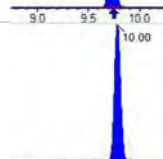
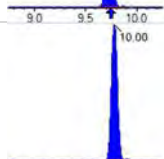

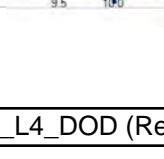
## LCS Dupa

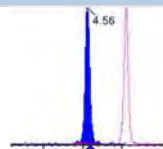
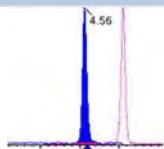
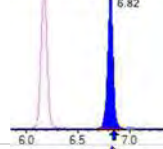
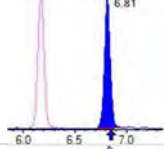
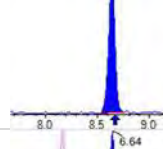
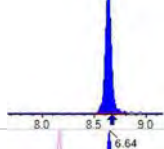
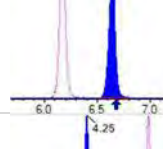
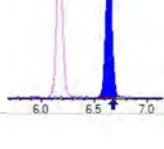
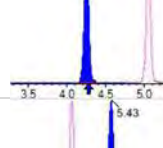
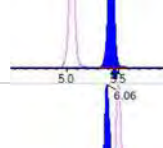
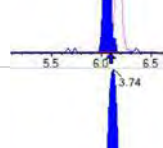
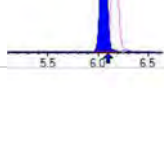
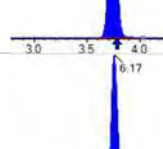
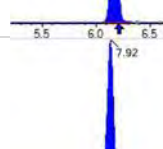
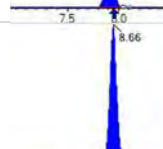

|              |                  |                 |                              |
|--------------|------------------|-----------------|------------------------------|
| Laboratory:a | APPL, LLCa       | Work Order:a    | 22L0004a                     |
| Client:a     | Tidewater, Inc.a | Project:a       | NASA JPL Sla                 |
| Matrix:a     | Watera           | Laboratory ID:a | BBL0076-BSD1a                |
| Sampled:a    |                  | Prepared:a      | 12/05/22 07:17a              |
| Solids:a     |                  | Preparation:a   | Table B-15a                  |
| Batch:a      | BBL0076a         | Sequence:a      | SB03769a                     |
| Column:a     | 1a               | Calibration:a   | 2250016a                     |
|              |                  |                 | Instrument:a Saphira         |
|              |                  |                 | File ID:a S2022-12-09B (10)a |
|              |                  |                 | Analyzed:a 12/10/22 00:48a   |
|              |                  |                 | Dilution:a 1a                |

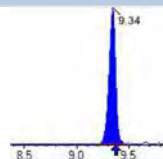
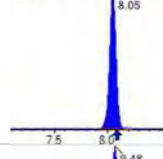
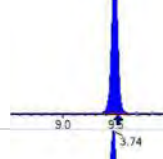
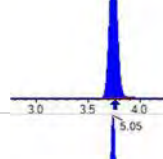
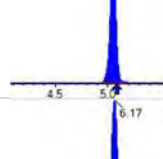
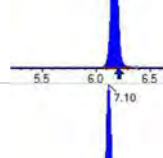
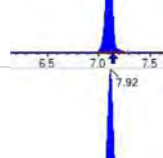
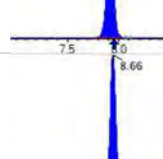
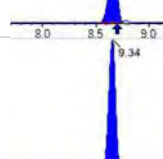
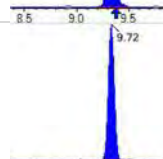

| COMPOUNDL     | CONC. (ng/L)L | OQL  | DL    | QL |
|---------------|---------------|------|-------|----|
| 9CL-PF3ONSa   | 14.2a         | 1.6a | 0.24a |    |
| 11CL-PF3OUDSa | 13.7a         | 1.6a | 0.24a |    |

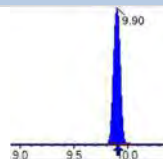
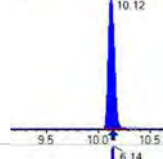
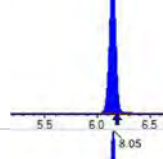
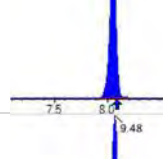
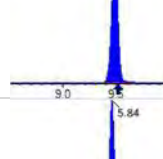
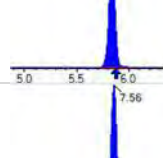
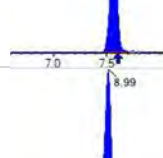
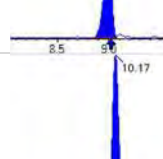
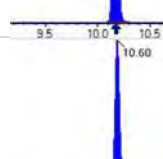
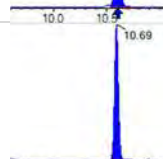

| Analyte | (Q1 / Q3)<br>Area Counts*min                          | R.T.<br>(R.T [min], R.R.T.)<br>( $\Delta$ RT-[min], $\Delta$ RT-<br>CV[min], $\Delta$ RT ion[s]) | S / N          | Ion Ratio<br>IR Vs MP%<br>IR Vs CV% | Concentration<br>[ True ] ng/mL | Q.C.<br>Rec.<br>{Area%CV} | Primary<br>Transition   | Confirmation<br>Transition  | Flag |
|---------|---|--|----------------|-------------------------------------|---------------------------------|---------------------------|---|---|------|
| PFBA    | (212.9 / 169.0)<br>236077                             | (3.74, 1.00)<br>(0.00, N/A, 0.0)   | 58.2           | N/A<br>0.0<br>0.0                   | 3.2750<br>[ 4.0000 ]            | 81.9%                     |    |   |      |
| PFPeA   | (262.9 / 219.0)<br>180977<br>(262.9 / 69.0)<br>1538   | (5.05, 1.00)<br>(0.00, N/A, 0.4)   | 747.3<br>76.5  | 0.0085<br>73.0<br>76.8              | 1.9683<br>[ 2.0000 ]            | 98.4%                     |    |    |      |
| PFHxA   | (313.0 / 269.0)<br>142433<br>(313.0 / 119.0)<br>12879 | (6.17, 1.00)<br>(0.00, N/A, 0.2)   | 431.3<br>155.8 | 0.0904<br>100.6<br>92.3             | 0.9799<br>[ 1.0000 ]            | 98.0%                     |    |    |      |
| PFHpA   | (363.0 / 319.0)<br>128479<br>(363.0 / 169.0)<br>36572 | (7.11, 1.00)<br>(0.01, N/A, 0.2)   | 386.4<br>348.8 | 0.2847<br>99.2<br>100.7             | 0.9258<br>[ 1.0000 ]            | 92.6%                     |    |    |      |
| PFOA    | (413.0 / 369.0)<br>147030<br>(413.0 / 169.0)<br>45097 | (7.92, 1.00)<br>(0.00, N/A, 0.1)   | 334.8<br>358.7 | 0.3067<br>94.8<br>94.8              | 0.9934<br>[ 1.0000 ]            | 99.3%                     |   |   |      |
| PFNA    | (463.0 / 419.0)<br>94259<br>(463.0 / 169.0)<br>23506  | (8.66, 1.00)<br>(0.00, N/A, -0.3)  | 244.1<br>115.3 | 0.2494<br>123.9<br>118.4            | 1.0205<br>[ 1.0000 ]            | 102.0%                    |  |  |      |
| PFDA    | (513.0 / 469.0)<br>127777<br>(513.0 / 169.0)<br>16826 | (9.34, 1.00)<br>(0.00, N/A, -0.2)  | 214.2<br>44.9  | 0.1317<br>148.3<br>132.5            | 0.9058<br>[ 1.0000 ]            | 90.6%                     |  |  |      |
| PFUnA   | (563.0 / 519.0)<br>183329<br>(563.0 / 169.0)<br>13267 | (9.72, 1.00)<br>(0.00, N/A, 0.1)   | 468.3<br>204.4 | 0.0724<br>67.3<br>72.8              | 0.9459<br>[ 1.0000 ]            | 94.6%                     |  |  |      |
| PFDoA   | (613.0 / 569.0)<br>195464<br>(613.0 / 169.0)<br>16755 | (9.90, 1.00)<br>(0.00, N/A, 0.2)   | 705.6<br>912.8 | 0.0857<br>72.0<br>55.7              | 1.0913<br>[ 1.0000 ]            | 109.1%                    |  |  |      |
| PFTTrDA | (663.0 / 619.0)<br>166339<br>(663.0 / 169.0)<br>30836 | (10.02, 1.01)<br>(N/A, -0.01, -0.3)  | 490.0<br>172.0 | 0.1854<br>99.5<br>88.2              | 1.0572<br>[ 1.0000 ]            | 105.7%                    |  |  |      |
| PFTeDA  | (713.0 / 669.0)<br>129988<br>(713.0 / 169.0)<br>22473 | (10.13, 1.00)<br>(0.00, N/A, 0.1)  | 636.4<br>166.8 | 0.1729<br>87.8<br>86.0              | 0.8277<br>[ 1.0000 ]            | 82.8%                     |  |  |      |

| Analyte | (Q1 / Q3)<br>Area Counts*min                          | R.T.<br>(R.T [min], R.R.T.)<br>( $\Delta$ RT-[min], $\Delta$ RT-<br>CV[min], $\Delta$ RT ion[s]) | S / N             | Ion Ratio<br>IR Vs MP%<br>IR Vs CV% | Concentration<br>[ True ] ng/mL | Q.C.<br>Rec.<br>{Area%CV} | Primary<br>Transition   | Confirmation<br>Transition  | Flag |
|---------|---|--|-------------------|-------------------------------------|---------------------------------|---------------------------|---|---|------|
| PFBS    | (298.9 / 80.0)<br>161477<br>(298.9 / 99.0)<br>110502  | (6.14, 1.00)<br>(0.00, N/A, 0.2)   | 639.3<br>524.5    | 0.6843<br>101.0<br>101.1            | 0.7773<br>[0.8847]              | 87.9%                     |    |    |      |
| PFPeS   | (349.0 / 80.0)<br>347006<br>(349.0 / 99.0)<br>120410  | (7.18, 0.89)<br>(N/A, -0.04, 0.1)  | 832.2<br>712.3    | 0.3470<br>95.1<br>103.3             | 0.9136<br>[0.9384]              | 97.4%                     |    |    |      |
| PFHxS   | (399.0 / 80.0)<br>287431<br>(399.0 / 99.0)<br>90987   | (8.06, 1.00)<br>(0.00, N/A, 0.3)   | 583.1<br>201373.0 | 0.3166<br>91.8<br>95.9              | 0.8535<br>[0.9110]              | 93.7%                     |    |    |      |
| PFHpS   | (449.0 / 80.0)<br>277041<br>(449.0 / 99.0)<br>81652   | (8.82, 0.93)<br>(N/A, -0.04, -0.1)   | 774.8<br>434.3    | 0.2947<br>103.7<br>103.9            | 0.8752<br>[0.9514]              | 92.0%                     |    |    |      |
| PFOS    | (499.0 / 80.0)<br>354819<br>(499.0 / 99.0)<br>82409   | (9.48, 1.00)<br>(0.00, N/A, 0.0)   | 1283.8<br>127.5   | 0.2323<br>90.2<br>98.1              | 0.9049<br>[0.9275]              | 97.6%                     |   |   |      |
| PFNS    | (549.0 / 80.0)<br>414746<br>(549.0 / 99.0)<br>95682   | (9.77, 1.03)<br>(N/A, -0.02, -0.1)   | 618.2<br>371.8    | 0.2307<br>96.5<br>98.6              | 0.9008<br>[0.9599]              | 93.8%                     |  |  |      |
| PFDS    | (599.0 / 80.0)<br>505414<br>(599.0 / 99.0)<br>100460  | (9.91, 1.05)<br>(N/A, -0.01, -0.2)   | 733.0<br>402.3    | 0.1988<br>85.5<br>82.0              | 0.8765<br>[0.9631]              | 91.0%                     |  |  |      |
| PFDoS   | (698.9 / 80.0)<br>319225<br>(698.9 / 99.0)<br>77415   | (10.11, 1.07)<br>(N/A, -0.01, 0.1)   | 472.1<br>601.9    | 0.2425<br>104.7<br>117.6            | 0.9334<br>[0.9696]              | 96.3%                     |  |  |      |
| 4:2FTS  | (327.0 / 307.0)<br>277258<br>(327.0 / 81.0)<br>159534 | (5.84, 1.00)<br>(0.00, N/A, 0.0)   | 741.9<br>556.9    | 0.5754<br>96.3<br>96.2              | 3.4003<br>[3.7381]              | 91.0%                     |  |  |      |
| 6:2FTS  | (427.0 / 407.0)<br>159362<br>(427.0 / 81.0)<br>124336 | (7.56, 1.00)<br>(0.00, N/A, 0.1)   | 603.7<br>437.0    | 0.7802<br>108.5<br>109.9            | 3.6242<br>[3.7962]              | 95.5%                     |  |  |      |
| 8:2FTS  | (527.0 / 507.0)<br>131345<br>(527.0 / 81.0)<br>98602  | (8.99, 1.00)<br>(0.00, N/A, 0.0)   | 486.6<br>293.3    | 0.7507<br>120.4<br>121.8            | 3.8600<br>[3.8332]              | 100.7%                    |  |  |      |

| Analyte      | (Q1 / Q3)<br>Area Counts*min                            | R.T.<br>(R.T [min], R.R.T.)<br>( $\Delta$ RT-[min], $\Delta$ RT-<br>CV[min], $\Delta$ RT ion[s]) | S / N            | Ion Ratio<br>IR Vs MP%<br>IR Vs CV% | Concentration<br>[ True ] ng/mL | Q.C.<br>Rec.<br>{Area%CV} | Primary<br>Transition   | Confirmation<br>Transition  | Flag |
|--------------|---|--|------------------|-------------------------------------|---------------------------------|---------------------------|---|---|------|
| PFOSA        | (498.0 / 78.0)<br>470163<br>(498.0 / 478.0)<br>9075     | (10.17, 1.00)<br>(0.00, N/A, -0.2)   | 621.1<br>12398.4 | 0.0193<br>80.9<br>76.4              | 1.0893<br>[1.0000]              | 108.9%                    |    |    |      |
| NMeFOSA      | (511.9 / 219.0)<br>213203<br>(511.9 / 169.0)<br>145918  | (10.60, 1.00)<br>(0.00, N/A, 0.0)  | 1241.3<br>924.5  | 0.6844<br>102.6<br>105.7            | 3.5756<br>[4.0000]              | 89.4%                     |    |    |      |
| NEIFOSA      | (526.0 / 219.0)<br>199685<br>(526.0 / 169.0)<br>200187  | (10.69, 1.00)<br>(0.00, N/A, 0.0)  | 984.6<br>855.6   | 1.0025<br>92.0<br>97.1              | 3.2204<br>[4.0000]              | 80.5%                     |    |    |      |
| NMeFOSAA     | (570.0 / 419.0)<br>55936<br>(570.0 / 483.0)<br>34415    | (9.52, 1.00)<br>(0.00, N/A, 0.2)   | 225.9<br>80.5    | 0.6153<br>132.6<br>113.3            | 0.8454<br>[1.0000]              | 84.5%                     |    |    |      |
| NEIFOSAA     | (584.0 / 419.0)<br>64131<br>(584.0 / 526.0)<br>31952    | (9.70, 1.00)<br>(0.01, N/A, -0.2)  | 163.2<br>287.2   | 0.4982<br>82.1<br>80.3              | 0.9285<br>[1.0000]              | 92.8%                     |   |   |      |
| NMeFOSE      | (616.1 / 59.0)<br>67099                                 | (10.57, 1.00)<br>(0.01, N/A, 0.0)  | 483.4            | N/A<br>0.0<br>0.0                   | 3.5740<br>[4.0000]              | 89.3%                     |  |   |      |
| NEtFOSE      | (630.0 / 59.0)<br>16356                                 | (10.67, 1.00)<br>(0.01, N/A, 0.0)  | 387.6            | N/A<br>0.0<br>0.0                   | 3.3990<br>[4.0000]              | 85.0%                     |  |   |      |
| HFPO-DA      | (285.0 / 169.0)<br>127182<br>(285.0 / 185.0)<br>354715  | (6.52, 1.00)<br>(0.00, N/A, 0.0)   | 733.4<br>867.4   | 2.7890<br>100.6<br>90.6             | 1.9407<br>[2.0000]              | 97.0%                     |  |  |      |
| ADONA        | (377.0 / 85.0)<br>449545<br>(377.0 / 251.0)<br>51623    | (7.42, 1.14)<br>(N/A, -0.03, 0.1)  | 726.4<br>227.0   | 0.1148<br>91.4<br>97.0              | 1.6964<br>[1.8854]              | 90.0%                     |  |  |      |
| 9CI-Pf3ONS   | (531.0 / 351.0)<br>1296008<br>(533.0 / 353.0)<br>394262 | (9.73, 1.49)<br>(N/A, -0.02, 0.0)  | 652.1<br>548.6   | 0.3042<br>91.1<br>101.5             | 1.7773<br>[1.8665]              | 95.2%                     |  |  |      |
| 11CI-PF3OUDS | (631.0 / 451.0)<br>860941<br>(633.0 / 453.0)<br>251331  | (10.00, 1.53)<br>(N/A, -0.01, 0.0)   | 1078.4<br>541.5  | 0.2919<br>90.2<br>87.4              | 1.7160<br>[1.8864]              | 91.0%                     |  |  |      |

| Analyte        | (Q1 / Q3)<br>Area Counts*min                           | R.T.<br>(R.T [min], R.R.T.)<br>( $\Delta$ RT-[min], $\Delta$ RT-<br>CV[min], $\Delta$ RT ion[s]) | S / N          | Ion Ratio<br>IR Vs MP%<br>IR Vs CV% | Concentration<br>[ True ] ng/mL | Q.C.<br>Rec.<br>{Area%CV} | Primary<br>Transition   | Confirmation<br>Transition  | Flag |
|----------------|--|--|----------------|-------------------------------------|---------------------------------|---------------------------|---|---|------|
| 3:3FTCA        | (241.0 / 177.0)<br>13894<br>(241.0 / 117.0)<br>24287   | (4.56, 0.90)<br>(N/A, -0.04, -0.1)   | 256.3<br>297.2 | 1.7480<br>100.4<br>102.3            | 3.0760<br>[4.0000]              | 76.9%                     |    |    |      |
| 5:3FTCA        | (341.0 / 236.7)<br>97476<br>(341.0 / 217.0)<br>162943  | (6.82, 1.10)<br>(N/A, -0.03, 0.1)  | 568.8<br>365.1 | 1.6716<br>97.9<br>102.1             | 3.1565<br>[4.0000]              | 78.9%                     |    |    |      |
| 7:3FTCA        | (441.0 / 317.0)<br>134825<br>(441.0 / 337.0)<br>105414 | (8.64, 1.40)<br>(N/A, -0.03, 0.3)  | 244.2<br>330.7 | 0.7819<br>94.8<br>98.3              | 3.3909<br>[4.0000]              | 84.8%                     |    |    |      |
| PFEESA         | (315.0 / 135.0)<br>225392<br>(315.0 / 83.0)<br>64813   | (6.64, 1.08)<br>(N/A, -0.03, 0.2)  | 632.5<br>320.4 | 0.2876<br>96.7<br>88.3              | 1.5164<br>[1.7849]              | 85.0%                     |    |    |      |
| PFMPA          | (229.0 / 85.0)<br>44504                                | (4.25, 0.84)<br>(N/A, -0.02, 0.0)  | 889.7          | N/A<br>0.0<br>0.0                   | 1.7578<br>[2.0000]              | 87.9%                     |   |   |      |
| PFMBA          | (279.0 / 85.0)<br>152048                               | (5.43, 1.08)<br>(N/A, -0.03, 0.0)  | 1014.4         | N/A<br>0.0<br>0.0                   | 1.9269<br>[2.0000]              | 96.3%                     |  |   |      |
| NFDHA          | (201.0 / 85.0)<br>6382<br>(295.0 / 201.0)<br>39714     | (6.06, 0.98)<br>(N/A, -0.03, 0.0)  | 320.4<br>475.0 | 6.2230<br>88.9<br>108.1             | 1.7123<br>[2.0000]              | 85.6%                     |  |  |      |
| 13C3_PFBA_IIS  | (216.0 / 172.0)<br>89940                               | (3.74, N/A)<br>(N/A, -0.03, N/A)   | 820.3          | N/A                                 | 0.9356<br>[1.0000]              | 93.6%<br>{102.8%}         |  |   |      |
| 13C2_PFHxA_IIS | (315.1 / 270.0)<br>150891                              | (6.17, N/A)<br>(N/A, -0.04, N/A)   | 378.0          | N/A                                 | 1.2219<br>[1.0000]              | 122.2%<br>{116.4%}        |  |   |      |
| 13C4_PFOA_IIS  | (417.0 / 372.0)<br>133333                              | (7.92, N/A)<br>(N/A, -0.03, N/A)   | 435.1          | N/A                                 | 1.1247<br>[1.0000]              | 112.5%<br>{109.8%}        |  |   |      |
| 13C5_PFNA_IIS  | (468.0 / 423.0)<br>114699                              | (8.66, N/A)<br>(N/A, -0.04, N/A)   | 372.9          | N/A                                 | 1.2043<br>[1.0000]              | 120.4%<br>{116.8%}        |  |   |      |

| Analyte        | (Q1 / Q3)<br>Area Counts*min | R.T.<br>(R.T [min], R.R.T.)<br>( $\Delta$ RT-[min], $\Delta$ RT-<br>CV[min], $\Delta$ RT ion[s]) | S / N | Ion Ratio<br>IR Vs MP%<br>IR Vs CV% | Concentration<br>[ True ] ng/mL | Q.C.<br>Rec.<br>{Area%CV} | Primary<br>Transition   | Confirmation<br>Transition | Flag |
|----------------|------------------------------|--|-------|-------------------------------------|---------------------------------|---------------------------|---|----------------------------|------|
| 13C2_PFDA_IIS  | (515.1 / 470.1)<br>105593    | (9.34, N/A)<br>(N/A, -0.03, N/A)   | 276.0 | N/A                                 | 1.2817<br>[ 1.0000 ]            | 128.2%<br>{ 117.2% }      |    |                            |      |
| 18O2_PFHxS_IIS | (403.0 / 83.9)<br>236610     | (8.05, N/A)<br>(N/A, -0.04, N/A)   | 557.1 | N/A                                 | 1.1024<br>[ 1.0000 ]            | 110.2%<br>{ 113.0% }      |    |                            |      |
| 13C4_PFOS_IIS  | (502.8 / 79.9)<br>230533     | (9.48, N/A)<br>(N/A, -0.03, N/A)   | 339.5 | N/A                                 | 1.2386<br>[ 1.0000 ]            | 123.9%<br>{ 120.7% }      |    |                            |      |
| 13C4_PFBA_EIS  | (217.0 / 172.0)<br>757377    | (3.74, N/A)<br>(N/A, -0.03, N/A)   | 982.1 | N/A                                 | 8.9820<br>[ 8.0000 ]            | 112.3%<br>{ 115.6% }      |    |                            |      |
| 13C5_PFPeA_EIS | (267.9 / 223.0)<br>382588    | (5.05, N/A)<br>(N/A, -0.03, N/A)   | 824.1 | N/A                                 | 3.4759<br>[ 4.0000 ]            | 86.9%<br>{ 110.0% }       |   |                            |      |
| 13C5_PFHxA_EIS | (318.0 / 273.0)<br>288428    | (6.17, N/A)<br>(N/A, -0.04, N/A)   | 755.2 | N/A                                 | 1.8740<br>[ 2.0000 ]            | 93.7%<br>{ 109.9% }       |  |                            |      |
| 13C4_PFHpA_EIS | (367.0 / 322.0)<br>273994    | (7.10, N/A)<br>(N/A, -0.04, N/A)   | 600.3 | N/A                                 | 1.9723<br>[ 2.0000 ]            | 98.6%<br>{ 110.5% }       |  |                            |      |
| 13C8_PFOA_EIS  | (421.0 / 376.0)<br>287151    | (7.92, N/A)<br>(N/A, -0.04, N/A)   | 804.6 | N/A                                 | 2.1174<br>[ 2.0000 ]            | 105.9%<br>{ 110.1% }      |  |                            |      |
| 13C9_PFNA_EIS  | (472.0 / 427.0)<br>95807     | (8.66, N/A)<br>(N/A, -0.04, N/A)   | 555.8 | N/A                                 | 0.8464<br>[ 1.0000 ]            | 84.6%<br>{ 115.0% }       |  |                            |      |
| 13C6_PFDA_EIS  | (519.0 / 474.0)<br>139051    | (9.34, N/A)<br>(N/A, -0.03, N/A)   | 445.1 | N/A                                 | 0.9066<br>[ 1.0000 ]            | 90.7%<br>{ 119.6% }       |  |                            |      |
| 13C7_PFUnA_EIS | (570.0 / 525.0)<br>220169    | (9.72, N/A)<br>(N/A, -0.01, N/A)   | 382.8 | N/A                                 | 1.0694<br>[ 1.0000 ]            | 106.9%<br>{ 109.4% }      |  |                            |      |

| Analyte         | (Q1 / Q3)<br>Area Counts*min | R.T.<br>(R.T [min], R.R.T.)<br>( $\Delta$ RT-[min], $\Delta$ RT-<br>CV[min], $\Delta$ RT ion[s]) | S / N   | Ion Ratio<br>IR Vs MP%<br>IR Vs CV% | Concentration<br>[ True ] ng/mL | Q.C.<br>Rec.<br>{Area%CV} | Primary<br>Transition   | Confirmation<br>Transition | Flag |
|-----------------|------------------------------|--|---------|-------------------------------------|---------------------------------|---------------------------|---|----------------------------|------|
| 13C2_PFDa_EIS   | (615.0 / 570.0)<br>194669    | (9.90, N/A)<br>(N/A, -0.01, N/A)   | 15427.7 | N/A                                 | 0.7791<br>[ 1.0000 ]            | 77.9%<br>{ 100.7% }       |    |                            |      |
| 13C2_PFTeDA_EIS | (715.0 / 670.0)<br>159317    | (10.12, N/A)<br>(N/A, -0.01, N/A)  | 577.8   | N/A                                 | 0.8686<br>[ 1.0000 ]            | 86.9%<br>{ 122.7% }       |    |                            |      |
| 13C3_PFBs_EIS   | (302.0 / 80.0)<br>680515     | (6.14, N/A)<br>(N/A, -0.04, N/A)   | 799.7   | N/A                                 | 1.9570<br>[ 2.0000 ]            | 97.8%<br>{ 102.8% }       |    |                            |      |
| 13C3_PFHxS_EIS  | (402.0 / 80.0)<br>401739     | (8.05, N/A)<br>(N/A, -0.04, N/A)   | 777.0   | N/A                                 | 2.0296<br>[ 2.0000 ]            | 101.5%<br>{ 113.8% }      |    |                            |      |
| 13C8_PFOS_EIS   | (507.0 / 80.0)<br>698562     | (9.48, N/A)<br>(N/A, -0.03, N/A)   | 568.2   | N/A                                 | 1.9878<br>[ 2.0000 ]            | 99.4%<br>{ 116.5% }       |   |                            |      |
| 13C2_4:2FTS_EIS | (329.0 / 81.0)<br>93364      | (5.84, N/A)<br>(N/A, -0.03, N/A)   | 586.1   | N/A                                 | 4.7606<br>[ 4.0000 ]            | 119.0%<br>{ 130.5% }      |  |                            |      |
| 13C2_6:2FTS_EIS | (429.0 / 81.0)<br>110882     | (7.56, N/A)<br>(N/A, -0.03, N/A)   | 571.6   | N/A                                 | 4.2141<br>[ 4.0000 ]            | 105.4%<br>{ 123.3% }      |  |                            |      |
| 13C2_8:2FTS_EIS | (529.0 / 81.0)<br>86672      | (8.99, N/A)<br>(N/A, -0.03, N/A)   | 278.3   | N/A                                 | 3.7951<br>[ 4.0000 ]            | 94.9%<br>{ 100.0% }       |  |                            |      |
| 13C8_PFOsa_EIS  | (506.0 / 78.0)<br>777329     | (10.17, N/A)<br>(N/A, -0.01, N/A)  | 482.7   | N/A                                 | 1.4489<br>[ 2.0000 ]            | 72.4%<br>{ 88.6% }        |  |                            |      |
| D3_NMeFOSA_EIS  | (515.0 / 169.0)<br>129751    | (10.60, N/A)<br>(N/A, -0.01, N/A)  | 569.5   | N/A                                 | 0.8173<br>[ 2.0000 ]            | 40.9%<br>{ 54.4% }        |  |                            |      |
| D5_NEiFOSA_EIS  | (531.1 / 169.0)<br>119749    | (10.69, N/A)<br>(N/A, -0.01, N/A)  | 530.1   | N/A                                 | 0.8319<br>[ 2.0000 ]            | 41.6%<br>{ 52.7% }        |  |                            |      |



Chemist: ABK  
 Instrument: Saphira  
 Type: Sciex Q3 5500

Sample I.D.: BBL0076-BSD1  
 DF, IV: 1, 10.0µL  
 Acquisition Method: 1633 2022-12-07.dam

Quant Method: 1633 - S2022-12-07A  
 Path: S2022-12-09B (10)  
 Acquired: 2022/12/10 - 00:48

| Analyte         | (Q1 / Q3)<br>Area Counts*min | R.T.<br>(R.T [min], R.R.T.)<br>(ΔRT-I[min], ΔRT-CV[min], ΔRT ion[s]) | S / N  | Ion Ratio<br>IR Vs MP%<br>IR Vs CV% | Concentration<br>[ True ] ng/mL | Q.C.<br>Rec.<br>{Area%CV} | Primary<br>Transition | Confirmation<br>Transition | Flag |
|-----------------|------------------------------|--|--------|-------------------------------------|---------------------------------|---------------------------|-----------------------|----------------------------|------|
| D3_MeFOSAA_EIS  | ( 573.0 / 419.0 )<br>303471  | ( 9.52, N/A )<br>( N/A, -0.02, N/A )                                 | 293.5  | N/A                                 | 3.8814<br>[ 4.0000 ]            | 97.0%<br>{ 112.0% }       |                       |                            |      |
| D5_EtFOSAA_EIS  | ( 589.0 / 419.0 )<br>301066  | ( 9.69, N/A )<br>( N/A, -0.01, N/A )                                 | 253.1  | N/A                                 | 4.4801<br>[ 4.0000 ]            | 112.0%<br>{ 136.7% }      |                       |                            |      |
| D7_NMeFOSE_EIS  | ( 623.2 / 58.9 )<br>267076   | ( 10.56, N/A )<br>( N/A, -0.01, N/A )                                | 684.2  | N/A                                 | 9.8491<br>[ 20.0000 ]           | 49.2%<br>{ 56.2% }        |                       |                            |      |
| D9_NEtFOSE_EIS  | ( 639.2 / 58.9 )<br>140548   | ( 10.66, N/A )<br>( N/A, -0.01, N/A )                                | 1036.2 | N/A                                 | 10.1723<br>[ 20.0000 ]          | 50.9%<br>{ 59.3% }        |                       |                            |      |
| 13C3_HFPODA_EIS | ( 287.0 / 169.0 )<br>789403  | ( 6.52, N/A )<br>( N/A, -0.04, N/A )                                 | 863.7  | N/A                                 | 7.7877<br>[ 8.0000 ]            | 97.3%<br>{ 117.6% }       |                       |                            |      |

## ANALYSIS DATA SHEET

## MRL Checka

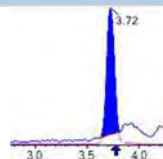
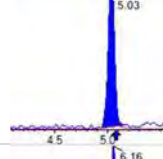
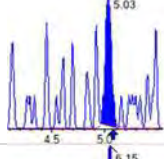
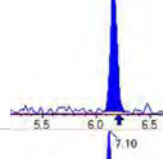
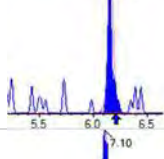
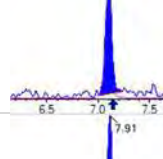
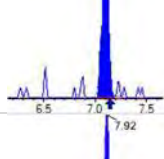
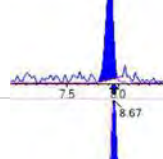
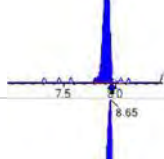
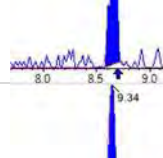
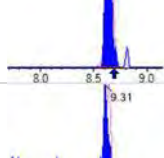
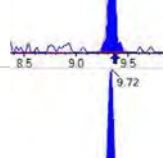
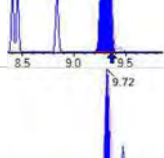
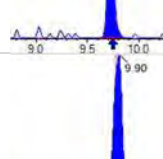
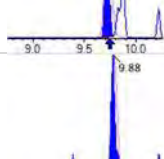
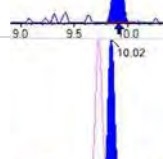
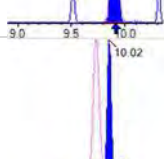
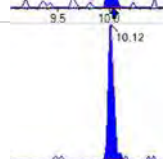
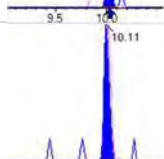

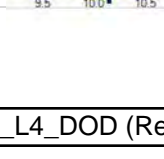
|              |                  |                 |                 |
|--------------|------------------|-----------------|-----------------|
| Laboratory:a | APPL, LLCa       | Work Order:a    | 22L0004a        |
| Client:a     | Tidewater, Inc.a | Project:a       | NASA JPL Sla    |
| M trix:a     | Watera           | Laboratory ID:a | BBL0076-MRL1a   |
| Sampled:a    |                  | Prepared:a      | 12/05/22 07:17a |
| Solids:a     |                  | Analyzed:a      | 12/10/22 01:01a |
| Batch:a      | BBL0076a         | Preparation:a   | Table B-15a     |
| Column:a     | 1a               | Dilution:a      | 1a              |
|              |                  | Sequence:a      | SB03769a        |
|              |                  | Calibration:a   | 2250016a        |
|              |                  | Instrument:a    | Saphira         |

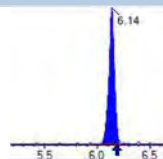
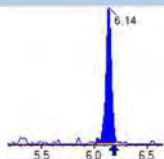
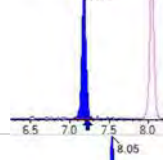
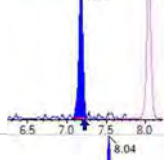
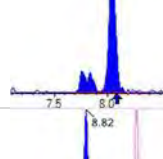
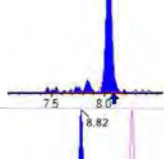
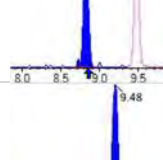
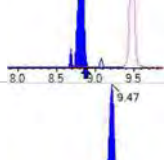
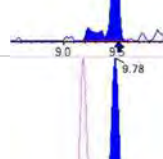
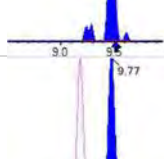
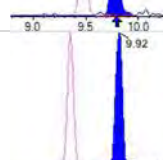
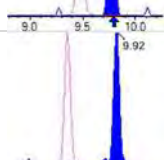
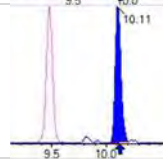
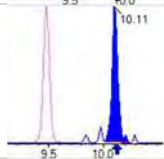
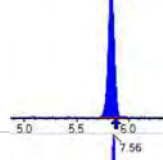
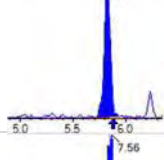
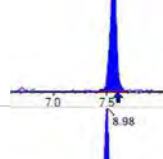
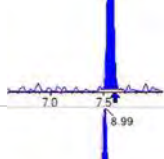
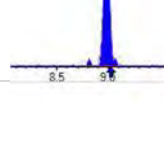
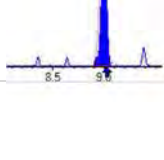
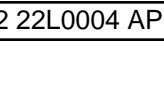
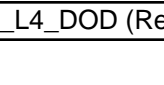
| COMPOUNDL | CONC. (ng/L)L | OQL   | DL     | QL      |
|-----------|---------------|-------|--------|---------|
| PFBAa     | 2.71a         | 3.2a  | 0.050a | Ja      |
| PFPEAa    | 1.45a         | 1.6a  | 0.062a | Ja      |
| PFHXAa    | 0.813a        | 0.80a | 0.064a |         |
| PFHPAa    | 0.743a        | 0.80a | 0.050a | Ja      |
| PFOAa     | 0.961a        | 0.80a | 0.082a |         |
| PFNAa     | 0.650a        | 0.80a | 0.050a | Ja      |
| PFDAa     | 0.805a        | 0.80a | 0.050a |         |
| PFUnAa    | 0.694a        | 0.80a | 0.080a | Ja      |
| PFDOAa    | 0.823a        | 0.80a | 0.050a | IR1a    |
| PFTRDAa   | 0.731a        | 0.80a | 0.058a | IR2, Ja |
| PFTEDAa   | 0.642a        | 0.80a | 0.086a | Ja      |
| PFBSa     | 0.643a        | 0.80a | 0.050a | Ja      |
| PFPESa    | 0.720a        | 0.80a | 0.058a | Ja      |
| PFHXSa    | 0.720a        | 0.80a | 0.050a | Ja      |
| PFHPSa    | 0.804a        | 0.80a | 0.056a |         |
| PFOSa     | 0.759a        | 0.80a | 0.050a | Ja      |
| PFNSa     | 0.838a        | 0.80a | 0.25a  |         |
| PFDSa     | 0.824a        | 0.80a | 0.064a |         |
| 4:2FTSa   | 2.89a         | 3.2a  | 0.11a  | Ja      |
| 6:2FTSa   | 3.34a         | 3.2a  | 0.090a |         |
| 8:2FTSa   | 2.00a         | 3.2a  | 0.20a  | BS1, Ja |
| PFOSAa    | 1.13a         | 3.2a  | 0.050a | BS2, Ja |
| NMeFOSAa  | 2.92a         | 3.2a  | 0.99a  | Ja      |
| NEtFOSAa  | 2.84a         | 3.2a  | 0.98a  | Ja      |
| NMeFOSAAa | 0.614a        | 0.80a | 0.072a | Ja      |
| NEtFOSAAa | 0.887a        | 0.80a | 0.050a |         |
| NMeFOSEa  | 2.82a         | 3.2a  | 0.60a  | Ja      |
| NEtFOSEa  | 2.78a         | 3.2a  | 0.60a  | Ja      |
| HFPO-DAa  | 1.23a         | 1.6a  | 0.49a  | Ja      |
| ADONa     | 1.27a         | 1.6a  | 0.38a  | Ja      |

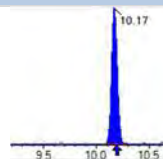
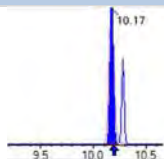
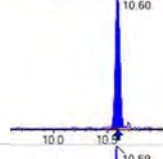
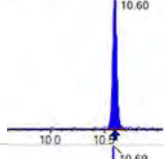
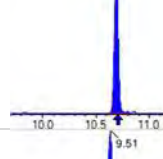
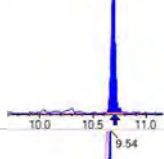
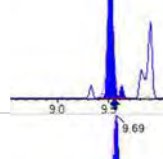
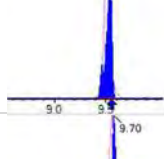
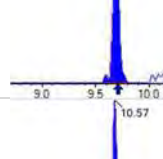
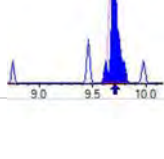
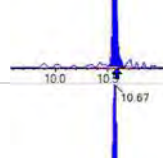
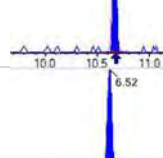
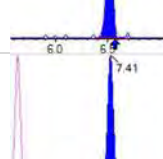
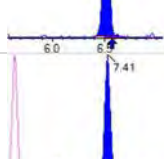
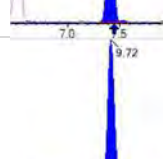
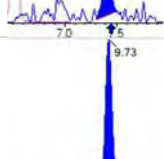
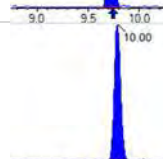
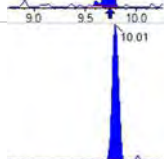

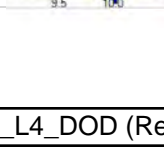
**ANALYSIS DATA SHEETL****MRL Checka**

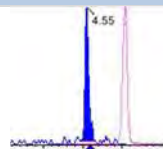
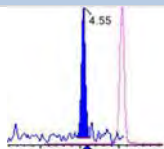
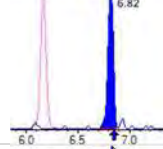
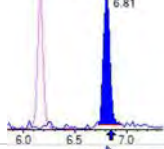
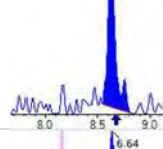
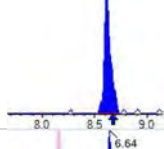
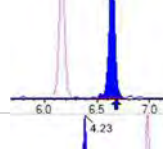
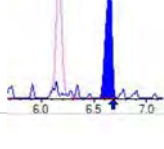
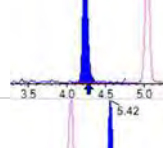
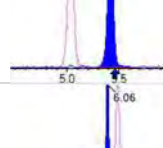
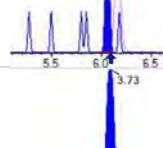
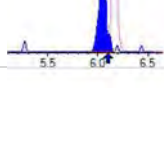
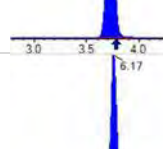
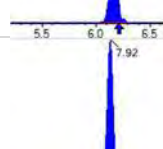
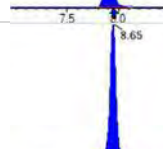

|              |                  |                 |                    |
|--------------|------------------|-----------------|--------------------|
| Laboratory:a | APPL, LLCa       | Work Order:a    | 22L0004a           |
| Client:a     | Tidewater, Inc.a | Project:a       | NASA JPL Sla       |
| Matrix:a     | Watera           | Laboratory ID:a | BBL0076-MRL1a      |
| Sampled:a    |                  | File ID:a       | S2022-12-09B (11)a |
| Solids:a     |                  | Prepared:a      | 12/05/22 07:17a    |
| Batch:a      | BBL0076a         | Analyzed:a      | 12/10/22 01:01a    |
| Column:a     | 1a               | Preparation:a   | Table B-15a        |
|              |                  | Dilution:a      | 1a                 |
|              |                  | Calibration:a   | 2250016a           |
|              |                  | Instrument:a    | Saphira            |
|              |                  | Sequence:a      | SB03769a           |

| COMPOUNDL     | CONC. (ng/L)L | OQL  | DL    | QL |
|---------------|---------------|------|-------|----|
| 9CL-PF3ONSa   | 1.33a         | 1.6a | 0.24a | Ja |
| 11CL-PF3OUDSa | 1.31a         | 1.6a | 0.24a | Ja |

| Analyte | (Q1 / Q3)<br>Area Counts*min                        | R.T.<br>(R.T [min], R.R.T.)<br>( $\Delta$ RT-[min], $\Delta$ RT-<br>CV[min], $\Delta$ RT ion[s]) | S / N         | Ion Ratio<br>IR Vs MP%<br>IR Vs CV% | Concentration<br>[ True ] ng/mL | Q.C.<br>Rec.<br>{Area%CV} | Primary<br>Transition   | Confirmation<br>Transition  | Flag |
|---------|---|--|---------------|-------------------------------------|---------------------------------|---------------------------|---|---|------|
| PFBA    | (212.9 / 169.0)<br>26159                            | (3.72, 1.00)<br>(0.00, N/A, 0.0)   | 42.4          | N/A<br>0.0<br>0.0                   | 0.3385<br>[0.4000]              | 84.6%                     |    |   |      |
| PFPeA   | (262.9 / 219.0)<br>18061<br>(262.9 / 69.0)<br>225   | (5.03, 1.00)<br>(0.00, N/A, 0.1)   | 145.1<br>11.8 | 0.0125<br>107.1<br>112.7            | 0.1819<br>[0.2000]              | 90.9%                     |    |    |      |
| PFHxA   | (313.0 / 269.0)<br>17437<br>(313.0 / 119.0)<br>1595 | (6.16, 1.00)<br>(0.00, N/A, 0.6)   | 72.4<br>29.4  | 0.0915<br>101.8<br>93.4             | 0.1017<br>[0.1000]              | 101.7%                    |    |    |      |
| PFHpA   | (363.0 / 319.0)<br>12702<br>(363.0 / 169.0)<br>3684 | (7.10, 1.00)<br>(0.00, N/A, 0.2)   | 61.4<br>50.3  | 0.2900<br>101.1<br>102.6            | 0.0928<br>[0.1000]              | 92.8%                     |    |    |      |
| PFOA    | (413.0 / 369.0)<br>17310<br>(413.0 / 169.0)<br>6046 | (7.91, 1.00)<br>(0.00, N/A, -0.3)  | 68.4<br>147.6 | 0.3493<br>108.0<br>107.9            | 0.1201<br>[0.1000]              | 120.1%                    |   |   |      |
| PFNA    | (463.0 / 419.0)<br>9073<br>(463.0 / 169.0)<br>2657  | (8.67, 1.00)<br>(0.01, N/A, 1.2)   | 32.8<br>39.1  | 0.2928<br>145.5<br>139.0            | 0.0812<br>[0.1000]              | 81.2%                     |  |  |      |
| PFDA    | (513.0 / 469.0)<br>14127<br>(513.0 / 169.0)<br>1367 | (9.34, 1.00)<br>(0.01, N/A, 2.1)   | 55.9<br>33.4  | 0.0968<br>109.0<br>97.4             | 0.1006<br>[0.1000]              | 100.6%                    |  |  |      |
| PFUnA   | (563.0 / 519.0)<br>16102<br>(563.0 / 169.0)<br>1566 | (9.72, 1.00)<br>(0.00, N/A, 0.4)   | 65.6<br>8.4   | 0.0972<br>90.5<br>97.7              | 0.0867<br>[0.1000]              | 86.7%                     |  |  |      |
| PFDoA   | (613.0 / 569.0)<br>19767<br>(613.0 / 169.0)<br>1496 | (9.90, 1.00)<br>(0.01, N/A, 1.3)   | 71.7<br>194.1 | 0.0757<br>63.6<br>49.2              | 0.1028<br>[0.1000]              | 102.8%                    |  |  | IR1, |
| PFTrDA  | (663.0 / 619.0)<br>15429<br>(663.0 / 169.0)<br>5328 | (10.02, 1.01)<br>(N/A, -0.02, -0.4)  | 67.8<br>9.3   | 0.3453<br>185.4<br>164.3            | 0.0914<br>[0.1000]              | 91.4%                     |  |  | IR2, |
| PFTeDA  | (713.0 / 669.0)<br>12788<br>(713.0 / 169.0)<br>2942 | (10.12, 1.00)<br>(-0.01, N/A, 0.6)   | 127.4<br>82.7 | 0.2300<br>116.9<br>114.4            | 0.0802<br>[0.1000]              | 80.2%                     |  |  |      |

| Analyte | (Q1 / Q3)<br>Area Counts*min                        | R.T.<br>(R.T [min], R.R.T.)<br>( $\Delta$ RT-[min], $\Delta$ RT-<br>CV[min], $\Delta$ RT ion[s]) | S / N            | Ion Ratio<br>IR Vs MP%<br>IR Vs CV% | Concentration<br>[ True ] ng/mL | Q.C.<br>Rec.<br>{Area%CV} | Primary<br>Transition   | Confirmation<br>Transition  | Flag |
|---------|---|--|------------------|-------------------------------------|---------------------------------|---------------------------|---|---|------|
| PFBS    | (298.9 / 80.0)<br>19740<br>(298.9 / 99.0)<br>11953  | (6.14, 1.00)<br>(0.00, N/A, 0.0)   | 330.6<br>109.9   | 0.6055<br>89.4<br>89.4              | 0.0804<br>[0.0885]              | 90.9%                     |    |    |      |
| PFPeS   | (349.0 / 80.0)<br>34667<br>(349.0 / 99.0)<br>12186  | (7.18, 0.89)<br>(N/A, -0.04, 0.0)  | 257.3<br>90.0    | 0.3515<br>96.4<br>104.6             | 0.0899<br>[0.0938]              | 95.9%                     |    |    |      |
| PFHxS   | (399.0 / 80.0)<br>30778<br>(399.0 / 99.0)<br>11741  | (8.05, 1.00)<br>(0.00, N/A, 0.2)   | 226.9<br>59978.5 | 0.3815<br>110.6<br>115.6            | 0.0901<br>[0.0911]              | 98.9%                     |    |    |      |
| PFHpS   | (449.0 / 80.0)<br>30073<br>(449.0 / 99.0)<br>9414   | (8.82, 0.93)<br>(N/A, -0.04, 0.3)  | 209.7<br>539.5   | 0.3131<br>110.1<br>110.4            | 0.1004<br>[0.0951]              | 105.6%                    |    |    |      |
| PFOS    | (499.0 / 80.0)<br>35182<br>(499.0 / 99.0)<br>9076   | (9.48, 1.00)<br>(0.00, N/A, 0.3)   | 127.5<br>15221.6 | 0.2580<br>100.2<br>109.0            | 0.0949<br>[0.0927]              | 102.3%                    |   |   |      |
| PFNS    | (549.0 / 80.0)<br>45592<br>(549.0 / 99.0)<br>9474   | (9.78, 1.03)<br>(N/A, -0.01, 0.4)  | 142.6<br>575.1   | 0.2078<br>86.9<br>88.8              | 0.1047<br>[0.0960]              | 109.1%                    |  |  |      |
| PFDS    | (599.0 / 80.0)<br>56165<br>(599.0 / 99.0)<br>14306  | (9.92, 1.05)<br>(N/A, -0.01, -0.3)   | 140.3<br>152.3   | 0.2547<br>109.5<br>105.1            | 0.1030<br>[0.0963]              | 106.9%                    |  |  |      |
| PFDoS   | (698.9 / 80.0)<br>21977<br>(698.9 / 99.0)<br>8662   | (10.11, 1.07)<br>(N/A, -0.01, 0.0)   | 117.8<br>56.2    | 0.3941<br>170.1<br>191.1            | 0.0679<br>[0.0970]              | 70.1%                     |  |  | IR2, |
| 4:2FTS  | (327.0 / 307.0)<br>29539<br>(327.0 / 81.0)<br>17915 | (5.83, 1.00)<br>(0.00, N/A, 0.4)   | 462.4<br>122.5   | 0.6065<br>101.5<br>101.4            | 0.3606<br>[0.3738]              | 96.5%                     |  |  |      |
| 6:2FTS  | (427.0 / 407.0)<br>19441<br>(427.0 / 81.0)<br>13490 | (7.56, 1.00)<br>(0.00, N/A, 0.2)   | 260.4<br>79.9    | 0.6939<br>96.5<br>97.7              | 0.4179<br>[0.3796]              | 110.1%                    |  |  |      |
| 8:2FTS  | (527.0 / 507.0)<br>9285<br>(527.0 / 81.0)<br>6725   | (8.98, 1.00)<br>(0.00, N/A, -0.7)  | 13935.0<br>191.6 | 0.7243<br>116.2<br>117.5            | 0.2494<br>[0.3833]              | 65.1%                     |  |  | QC,  |

| Analyte      | (Q1 / Q3)<br>Area Counts*min                          | R.T.<br>(R.T [min], R.R.T.)<br>( $\Delta$ RT-[min], $\Delta$ RT-<br>CV[min], $\Delta$ RT ion[s]) | S / N            | Ion Ratio<br>IR Vs MP%<br>IR Vs CV% | Concentration<br>[ True ] ng/mL | Q.C.<br>Rec.<br>{Area%CV} | Primary<br>Transition   | Confirmation<br>Transition  | Flag |
|--------------|---|--|------------------|-------------------------------------|---------------------------------|---------------------------|---|---|------|
| PFOSA        | (498.0 / 78.0)<br>61216<br>(498.0 / 478.0)<br>512     | (10.17, 1.00)<br>(0.00, N/A, -0.2)   | 386.2<br>76.1    | 0.0084<br>35.1<br>33.2              | 0.1418<br>[0.1000]              | 141.8%                    |    |    | QC,  |
| NMeFOSA      | (511.9 / 219.0)<br>24026<br>(511.9 / 169.0)<br>16593  | (10.60, 1.00)<br>(0.00, N/A, -0.1)   | 290.0<br>314.7   | 0.6906<br>103.6<br>106.6            | 0.3649<br>[0.4000]              | 91.2%                     |    |    |      |
| NEIFOSA      | (526.0 / 219.0)<br>23061<br>(526.0 / 169.0)<br>19633  | (10.69, 1.00)<br>(0.00, N/A, 0.0)  | 461.9<br>217.0   | 0.8513<br>78.1<br>82.4              | 0.3546<br>[0.4000]              | 88.6%                     |    |    |      |
| NMeFOSAA     | (570.0 / 419.0)<br>4809<br>(570.0 / 483.0)<br>1870    | (9.51, 1.00)<br>(0.00, N/A, -1.4)  | 12250.4<br>101.4 | 0.3889<br>83.8<br>71.6              | 0.0767<br>[0.1000]              | 76.7%                     |    |    |      |
| NEIFOSAA     | (584.0 / 419.0)<br>8137<br>(584.0 / 526.0)<br>3437    | (9.69, 1.00)<br>(0.01, N/A, -0.3)  | 90.1<br>257.2    | 0.4224<br>69.6<br>68.0              | 0.1109<br>[0.1000]              | 110.9%                    |   |   |      |
| NMeFOSE      | (616.1 / 59.0)<br>7248                                | (10.57, 1.00)<br>(0.00, N/A, 0.0)  | 112.0            | N/A<br>0.0<br>0.0                   | 0.3526<br>[0.4000]              | 88.2%                     |  |   |      |
| NEtFOSE      | (630.0 / 59.0)<br>1862                                | (10.67, 1.00)<br>(0.01, N/A, 0.0)  | 91.2             | N/A<br>0.0<br>0.0                   | 0.3481<br>[0.4000]              | 87.0%                     |  |   |      |
| HFPO-DA      | (285.0 / 169.0)<br>10535<br>(285.0 / 185.0)<br>34680  | (6.52, 1.00)<br>(0.00, N/A, 0.2)   | 250.0<br>236.5   | 3.2918<br>118.7<br>106.9            | 0.1537<br>[0.2000]              | 76.9%                     |  |  |      |
| ADONA        | (377.0 / 85.0)<br>43907<br>(377.0 / 251.0)<br>5550    | (7.41, 1.14)<br>(N/A, -0.04, 0.1)  | 411.4<br>34.4    | 0.1264<br>100.6<br>106.8            | 0.1585<br>[0.1885]              | 84.0%                     |  |  |      |
| 9CI-Pf3ONS   | (531.0 / 351.0)<br>126482<br>(533.0 / 353.0)<br>41637 | (9.72, 1.49)<br>(N/A, -0.02, -0.3)   | 315.5<br>111.5   | 0.3292<br>98.6<br>109.9             | 0.1659<br>[0.1867]              | 88.9%                     |  |  |      |
| 11CI-PF3OUDS | (631.0 / 451.0)<br>85671<br>(633.0 / 453.0)<br>26717  | (10.00, 1.53)<br>(N/A, -0.01, -0.6)  | 1623.2<br>3844.9 | 0.3119<br>96.4<br>93.4              | 0.1633<br>[0.1886]              | 86.6%                     |  |  |      |

| Analyte        | (Q1 / Q3)<br>Area Counts*min                         | R.T.<br>(R.T [min], R.R.T.)<br>( $\Delta$ RT-[min], $\Delta$ RT-<br>CV[min], $\Delta$ RT ion[s]) | S / N         | Ion Ratio<br>IR Vs MP%<br>IR Vs CV% | Concentration<br>[ True ] ng/mL | Q.C.<br>Rec.<br>{Area%CV} | Primary<br>Transition   | Confirmation<br>Transition  | Flag    |
|----------------|--|--|---------------|-------------------------------------|---------------------------------|---------------------------|---|---|---------|
| 3:3FTCA        | (241.0 / 177.0)<br>1066<br>(241.0 / 117.0)<br>2584   | (4.55, 0.90)<br>(N/A, -0.05, 0.2)  | 71.7<br>52.8  | 2.4247<br>139.3<br>141.8            | 0.2184<br>[0.4000]              | 54.6%                     |    |    | QC,     |
| 5:3FTCA        | (341.0 / 236.7)<br>10642<br>(341.0 / 217.0)<br>17430 | (6.82, 1.11)<br>(N/A, -0.03, 0.7)  | 135.0<br>93.6 | 1.6378<br>95.9<br>100.0             | 0.2921<br>[0.4000]              | 73.0%                     |    |    |         |
| 7:3FTCA        | (441.0 / 317.0)<br>14792<br>(441.0 / 337.0)<br>11577 | (8.63, 1.40)<br>(N/A, -0.04, 0.8)  | 23.4<br>135.4 | 0.7826<br>94.9<br>98.4              | 0.3153<br>[0.4000]              | 78.8%                     |    |    |         |
| PFEESA         | (315.0 / 135.0)<br>22338<br>(315.0 / 83.0)<br>6511   | (6.64, 1.08)<br>(N/A, -0.04, -0.1)   | 303.8<br>57.3 | 0.2915<br>98.0<br>89.5              | 0.1274<br>[0.1785]              | 71.4%                     |    |    |         |
| PFMPA          | (229.0 / 85.0)<br>4908                               | (4.23, 0.84)<br>(N/A, -0.05, 0.0)  | 189.8         | N/A<br>0.0<br>0.0                   | 0.1795<br>[0.2000]              | 89.7%                     |   |   |         |
| PFMBA          | (279.0 / 85.0)<br>15462                              | (5.42, 1.08)<br>(N/A, -0.05, 0.0)  | 321.7         | N/A<br>0.0<br>0.0                   | 0.1814<br>[0.2000]              | 90.7%                     |  |   |         |
| NFDHA          | (201.0 / 85.0)<br>399<br>(295.0 / 201.0)<br>3582     | (6.06, 0.98)<br>(N/A, -0.03, 0.5)  | 43.3<br>136.5 | 8.9840<br>128.4<br>156.1            | 0.0000<br>[0.2000]              | N/A%                      |  |  | QC,IR2, |
| 13C3_PFBA_IIS  | (216.0 / 172.0)<br>101657                            | (3.73, N/A)<br>(N/A, -0.05, N/A)   | 866.0         | N/A                                 | 1.0575<br>[1.0000]              | 105.8%<br>{116.2%}        |  |   |         |
| 13C2_PFHxA_IIS | (315.1 / 270.0)<br>151112                            | (6.17, N/A)<br>(N/A, -0.05, N/A)   | 747.7         | N/A                                 | 1.2237<br>[1.0000]              | 122.4%<br>{116.5%}        |  |   |         |
| 13C4_PFOA_IIS  | (417.0 / 372.0)<br>150605                            | (7.92, N/A)<br>(N/A, -0.03, N/A)   | 719.3         | N/A                                 | 1.2704<br>[1.0000]              | 127.0%<br>{124.0%}        |  |   |         |
| 13C5_PFNA_IIS  | (468.0 / 423.0)<br>113974                            | (8.65, N/A)<br>(N/A, -0.04, N/A)   | 390.5         | N/A                                 | 1.1967<br>[1.0000]              | 119.7%<br>{116.0%}        |  |   |         |

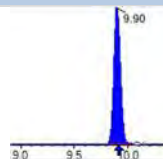
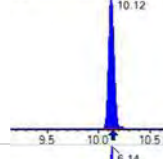
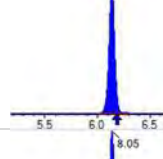
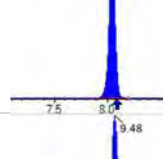
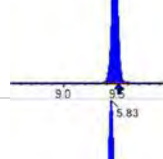
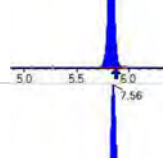
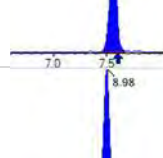
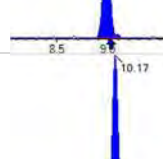
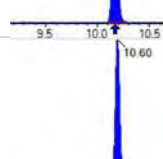
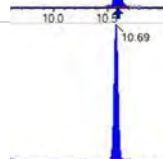



Chemist: ABK  
 Instrument: Saphira  
 Type: Sciex Q3 5500

Sample I.D.: BBL0076-MRL1  
 DF, IV: 1, 10.0µL  
 Acquisition Method: 1633 2022-12-07.dam

Quant Method: 1633 - S2022-12-07A  
 Path: S2022-12-09B (11)  
 Acquired: 2022/12/10 - 01:01

| Analyte        | (Q1 / Q3)<br>Area Counts*min | R.T.<br>(R.T [min], R.R.T.)<br>(ΔRT-[min], ΔRT-CV[min], ΔRT ion[s]) | S / N  | Ion Ratio<br>IR Vs MP%<br>IR Vs CV% | Concentration<br>[ True ] ng/mL | Q.C.<br>Rec.<br>{Area%CV} | Primary<br>Transition | Confirmation<br>Transition | Flag |
|----------------|------------------------------|---|--------|-------------------------------------|---------------------------------|---------------------------|-----------------------|----------------------------|------|
| 13C2_PFDA_IIS  | (515.1 / 470.1)<br>113449    | (9.34, N/A)<br>(N/A, -0.03, N/A)                                    | 387.2  | N/A                                 | 1.3771<br>[ 1.0000 ]            | 137.7%<br>{ 125.9% }      |                       |                            |      |
| 18O2_PFHxS_IIS | (403.0 / 83.9)<br>229056     | (8.05, N/A)<br>(N/A, -0.04, N/A)                                    | 1129.8 | N/A                                 | 1.0672<br>[ 1.0000 ]            | 106.7%<br>{ 109.3% }      |                       |                            |      |
| 13C4_PFOS_IIS  | (502.8 / 79.9)<br>207760     | (9.48, N/A)<br>(N/A, -0.03, N/A)                                    | 463.7  | N/A                                 | 1.1162<br>[ 1.0000 ]            | 111.6%<br>{ 108.8% }      |                       |                            |      |
| 13C4_PFBA_EIS  | (217.0 / 172.0)<br>812062    | (3.72, N/A)<br>(N/A, -0.04, N/A)                                    | 853.9  | N/A                                 | 8.5205<br>[ 8.0000 ]            | 106.5%<br>{ 124.0% }      |                       |                            |      |
| 13C5_PFPeA_EIS | (267.9 / 223.0)<br>413234    | (5.04, N/A)<br>(N/A, -0.05, N/A)                                    | 819.1  | N/A                                 | 3.7488<br>[ 4.0000 ]            | 93.7%<br>{ 118.9% }       |                       |                            |      |
| 13C5_PFHxA_EIS | (318.0 / 273.0)<br>340336    | (6.16, N/A)<br>(N/A, -0.05, N/A)                                    | 866.1  | N/A                                 | 2.2081<br>[ 2.0000 ]            | 110.4%<br>{ 129.7% }      |                       |                            |      |
| 13C4_PFHpA_EIS | (367.0 / 322.0)<br>270155    | (7.10, N/A)<br>(N/A, -0.04, N/A)                                    | 805.1  | N/A                                 | 1.9418<br>[ 2.0000 ]            | 97.1%<br>{ 108.9% }       |                       |                            |      |
| 13C8_PFOA_EIS  | (421.0 / 376.0)<br>279639    | (7.91, N/A)<br>(N/A, -0.04, N/A)                                    | 554.0  | N/A                                 | 1.8255<br>[ 2.0000 ]            | 91.3%<br>{ 107.2% }       |                       |                            |      |
| 13C9_PFNA_EIS  | (472.0 / 427.0)<br>115905    | (8.65, N/A)<br>(N/A, -0.05, N/A)                                    | 284.4  | N/A                                 | 1.0305<br>[ 1.0000 ]            | 103.0%<br>{ 139.1% }      |                       |                            |      |
| 13C6_PFDA_EIS  | (519.0 / 474.0)<br>138401    | (9.33, N/A)<br>(N/A, -0.04, N/A)                                    | 642.6  | N/A                                 | 0.8399<br>[ 1.0000 ]            | 84.0%<br>{ 119.0% }       |                       |                            |      |
| 13C7_PFUnA_EIS | (570.0 / 525.0)<br>210957    | (9.72, N/A)<br>(N/A, -0.02, N/A)                                    | 307.9  | N/A                                 | 0.9537<br>[ 1.0000 ]            | 95.4%<br>{ 104.8% }       |                       |                            |      |

| Analyte         | (Q1 / Q3)<br>Area Counts*min | R.T.<br>(R.T [min], R.R.T.)<br>( $\Delta$ RT-[min], $\Delta$ RT-<br>CV[min], $\Delta$ RT ion[s]) | S / N | Ion Ratio<br>IR Vs MP%<br>IR Vs CV% | Concentration<br>[ True ] ng/mL | Q.C.<br>Rec.<br>{Area%CV} | Primary<br>Transition   | Confirmation<br>Transition | Flag |
|-----------------|------------------------------|--|-------|-------------------------------------|---------------------------------|---------------------------|---|----------------------------|------|
| 13C2_PFDa_EIS   | (615.0 / 570.0)<br>208901    | (9.90, N/A)<br>(N/A, -0.01, N/A)   | 216.9 | N/A                                 | 0.7782<br>[ 1.0000 ]            | 77.8%<br>{ 108.1% }       |    |                            |      |
| 13C2_PFTeDA_EIS | (715.0 / 670.0)<br>161773    | (10.12, N/A)<br>(N/A, -0.02, N/A)  | 398.2 | N/A                                 | 0.8209<br>[ 1.0000 ]            | 82.1%<br>{ 124.6% }       |    |                            |      |
| 13C3_PFBs_EIS   | (302.0 / 80.0)<br>804428     | (6.14, N/A)<br>(N/A, -0.04, N/A)   | 920.9 | N/A                                 | 2.3896<br>[ 2.0000 ]            | 119.5%<br>{ 121.5% }      |    |                            |      |
| 13C3_PFHxS_EIS  | (402.0 / 80.0)<br>407671     | (8.05, N/A)<br>(N/A, -0.04, N/A)   | 719.2 | N/A                                 | 2.1275<br>[ 2.0000 ]            | 106.4%<br>{ 115.5% }      |    |                            |      |
| 13C8_PFOS_EIS   | (507.0 / 80.0)<br>660695     | (9.48, N/A)<br>(N/A, -0.03, N/A)   | 500.2 | N/A                                 | 2.0861<br>[ 2.0000 ]            | 104.3%<br>{ 110.2% }      |   |                            |      |
| 13C2_4:2FTS_EIS | (329.0 / 81.0)<br>93787      | (5.83, N/A)<br>(N/A, -0.04, N/A)   | 465.5 | N/A                                 | 4.9398<br>[ 4.0000 ]            | 123.5%<br>{ 131.1% }      |  |                            |      |
| 13C2_6:2FTS_EIS | (429.0 / 81.0)<br>117302     | (7.56, N/A)<br>(N/A, -0.03, N/A)   | 424.7 | N/A                                 | 4.6052<br>[ 4.0000 ]            | 115.1%<br>{ 130.4% }      |  |                            |      |
| 13C2_8:2FTS_EIS | (529.0 / 81.0)<br>94831      | (8.98, N/A)<br>(N/A, -0.04, N/A)   | 529.6 | N/A                                 | 4.2893<br>[ 4.0000 ]            | 107.2%<br>{ 109.4% }      |  |                            |      |
| 13C8_PFOsa_EIS  | (506.0 / 78.0)<br>777687     | (10.17, N/A)<br>(N/A, -0.01, N/A)  | 962.5 | N/A                                 | 1.6084<br>[ 2.0000 ]            | 80.4%<br>{ 88.6% }        |  |                            |      |
| D3_NMeFOSA_EIS  | (515.0 / 169.0)<br>143273    | (10.60, N/A)<br>(N/A, -0.01, N/A)  | 722.5 | N/A                                 | 1.0014<br>[ 2.0000 ]            | 50.1%<br>{ 60.1% }        |  |                            |      |
| D5_NEiFOSA_EIS  | (531.1 / 169.0)<br>125600    | (10.69, N/A)<br>(N/A, -0.01, N/A)  | 719.5 | N/A                                 | 0.9682<br>[ 2.0000 ]            | 48.4%<br>{ 55.2% }        |  |                            |      |



Chemist: ABK  
 Instrument: Saphira  
 Type: Sciex Q3 5500

Sample I.D.: BBL0076-MRL1  
 DF, IV: 1, 10.0µL  
 Acquisition Method: 1633 2022-12-07.dam

Quant Method: 1633 - S2022-12-07A  
 Path: S2022-12-09B (11)  
 Acquired: 2022/12/10 - 01:01

| Analyte         | (Q1 / Q3)<br>Area Counts*min | R.T.<br>(R.T [min], R.R.T.)<br>( $\Delta$ RT-I[ $\mu$ min], $\Delta$ RT-CV[ $\mu$ min], $\Delta$ RT ion[s]) | S / N | Ion Ratio<br>IR Vs MP%<br>IR Vs CV% | Concentration<br>[ True ] ng/mL | Q.C.<br>Rec.<br>{Area%CV} | Primary<br>Transition | Confirmation<br>Transition | Flag |
|-----------------|------------------------------|---|-------|-------------------------------------|---------------------------------|---------------------------|-----------------------|----------------------------|------|
| D3_MeFOSAA_EIS  | (573.0 / 419.0)<br>287576    | (9.51, N/A)<br>(N/A, -0.03, N/A)  | 443.1 | N/A                                 | 4.0812<br>[ 4.0000 ]            | 102.0%<br>{ 106.1% }      |                       |                            |      |
| D5_EtFOSAA_EIS  | (589.0 / 419.0)<br>319832    | (9.68, N/A)<br>(N/A, -0.02, N/A)  | 337.7 | N/A                                 | 5.2810<br>[ 4.0000 ]            | 132.0%<br>{ 145.2% }      |                       |                            |      |
| D7_NMeFOSE_EIS  | (623.2 / 58.9)<br>292380     | (10.56, N/A)<br>(N/A, -0.01, N/A)   | 780.9 | N/A                                 | 11.9641<br>[ 20.0000 ]          | 59.8%<br>{ 61.5% }        |                       |                            |      |
| D9_NEtFOSE_EIS  | (639.2 / 58.9)<br>156261     | (10.66, N/A)<br>(N/A, -0.01, N/A)   | 941.3 | N/A                                 | 12.5492<br>[ 20.0000 ]          | 62.7%<br>{ 65.9% }        |                       |                            |      |
| 13C3_HFPODA_EIS | (287.0 / 169.0)<br>825418    | (6.52, N/A)<br>(N/A, -0.04, N/A)  | 948.7 | N/A                                 | 8.1311<br>[ 8.0000 ]            | 101.6%<br>{ 123.0% }      |                       |                            |      |

## ANALYSIS DATA SHEET

## Matrix Spike

|              |                  |                 |                 |
|--------------|------------------|-----------------|-----------------|
| Laboratory:a | APPL, LLCa       | Work Order:a    | 22L0004a        |
| Client:a     | Tidewater, Inc.a | Project:a       | NASA JPL Sla    |
| Matrix:a     | Watera           | Laboratory ID:a | BBL0076-MS1a    |
| Sampled:a    |                  | Prepared:a      | 12/05/22 07:17a |
| Solids:a     |                  | Analyzed:a      | 12/10/22 01:13a |
| Batch:a      | BBL0076a         | Preparation:a   | Table B-15a     |
| Column:a     | 1a               | Dilution:a      | 1a              |
|              |                  | Sequence:a      | SB03769a        |
|              |                  | Calibration:a   | 2250016a        |
|              |                  | Instrument:a    | Saphira         |

| COMPOUND  | CONC. (ng/L) | OQL   | DL     | QL   |
|-----------|--------------|-------|--------|------|
| PFBAa     | 27.0a        | 2.9a  | 0.045a |      |
| PFPEAa    | 18.1a        | 1.5a  | 0.056a |      |
| PFHXAa    | 8.69a        | 0.73a | 0.058a |      |
| PFHPAa    | 8.01a        | 0.73a | 0.045a |      |
| PFOAa     | 6.55a        | 0.73a | 0.074a |      |
| PFNAa     | 6.16a        | 0.73a | 0.045a |      |
| PFDAa     | 6.07a        | 0.73a | 0.045a |      |
| PFUnAa    | 6.59a        | 0.73a | 0.073a |      |
| PFDOAa    | 7.00a        | 0.73a | 0.045a |      |
| PFTRDAa   | 9.48a        | 0.73a | 0.053a |      |
| PFTEDAa   | 6.12a        | 0.73a | 0.078a |      |
| PFBSa     | 9.16a        | 0.73a | 0.045a |      |
| PFPESa    | 7.95a        | 0.73a | 0.053a |      |
| PFHXSa    | 8.25a        | 0.73a | 0.045a |      |
| PFHPSa    | 6.42a        | 0.73a | 0.051a |      |
| PFOSa     | 6.71a        | 0.73a | 0.045a |      |
| PFNSa     | 2.94a        | 0.73a | 0.22a  | MS1a |
| PFDSa     | 5.07a        | 0.73a | 0.058a |      |
| 4:2FTSa   | 23.3a        | 2.9a  | 0.098a |      |
| 6:2FTSa   | 26.4a        | 2.9a  | 0.082a |      |
| 8:2FTSa   | 27.1a        | 2.9a  | 0.18a  |      |
| PFOSAa    | 6.07a        | 2.9a  | 0.045a |      |
| NMeFOSAa  | 28.1a        | 2.9a  | 0.89a  |      |
| NEtFOSAa  | 23.3a        | 2.9a  | 0.89a  |      |
| NMeFOSAAa | 7.30a        | 0.73a | 0.065a |      |
| NEtFOSAAa | 6.44a        | 0.73a | 0.045a |      |
| NMeFOSEa  | 25.7a        | 2.9a  | 0.54a  |      |
| NEtFOSEa  | 31.0a        | 2.9a  | 0.54a  |      |
| HFPO-DAa  | 12.1a        | 1.5a  | 0.44a  |      |
| ADONa     | 12.2a        | 1.5a  | 0.34a  |      |

**ANALYSIS DATA SHEETL****Matrix Spikea**

|              |                  |                 |                              |
|--------------|------------------|-----------------|------------------------------|
| Laboratory:a | APPL, LLCa       | Work Order:a    | 22L0004a                     |
| Client:a     | Tidewater, Inc.a | Project:a       | NASA JPL Sla                 |
| Matrix:a     | Watera           | Laboratory ID:a | BBL0076-MS1a                 |
| Sampled:a    |                  | Prepared:a      | 12/05/22 07:17a              |
| Solids:a     |                  | Preparation:a   | Table B-15a                  |
| Batch:a      | BBL0076a         | Sequence:a      | SB03769a                     |
| Column:a     | 1a               | Calibration:a   | 2250016a                     |
|              |                  |                 | Instrument:a Saphira         |
|              |                  |                 | File ID:a S2022-12-09B (12)a |
|              |                  |                 | Analyzed:a 12/10/22 01:13a   |
|              |                  |                 | Dilution:a 1a                |

| COMPOUNDL     | CONC. (ng/L)L | OQL  | DL    | QL |
|---------------|---------------|------|-------|----|
| 9CL-PF3ONSa   | 8.76a         | 1.5a | 0.21a |    |
| 11CL-PF3OUDSa | 11.7a         | 1.5a | 0.22a |    |

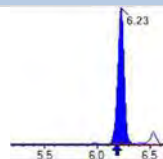
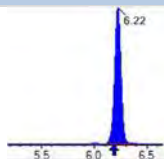
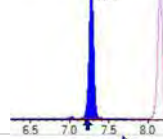
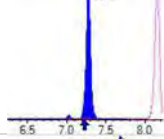
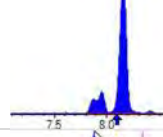
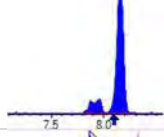
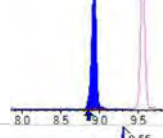
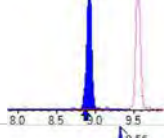
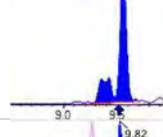
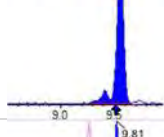
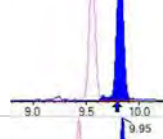
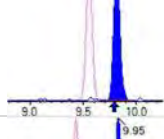
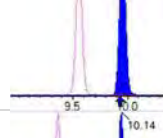
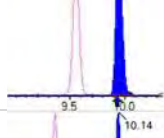
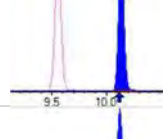
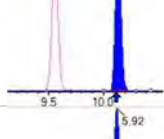
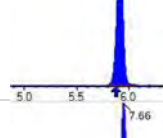
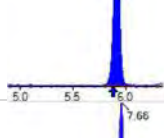
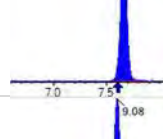
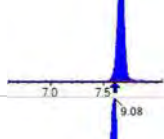

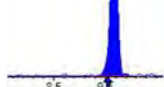


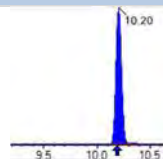
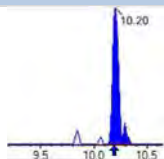
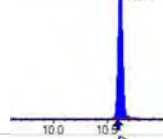
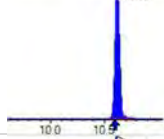
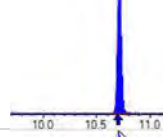
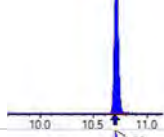
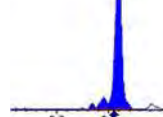
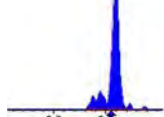
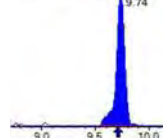
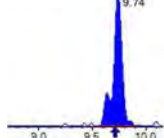
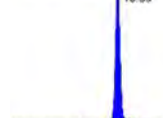
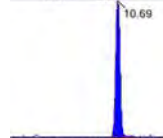
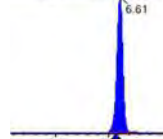
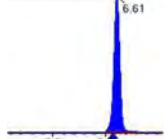
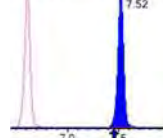
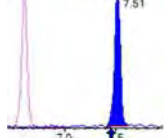
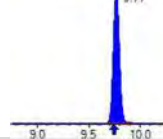
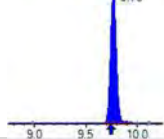
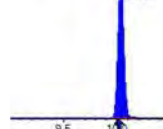
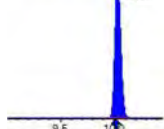
Chemist: ABK  
 Instrument: Saphira  
 Type: Sciex Q3 5500

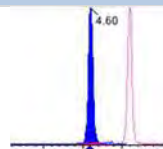
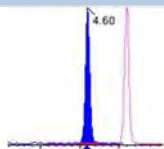
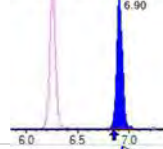
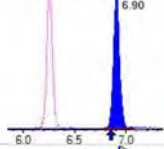
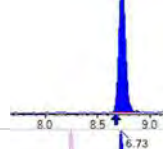
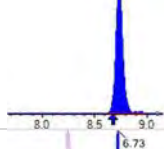
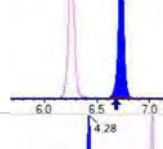
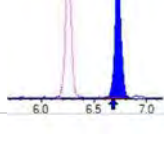
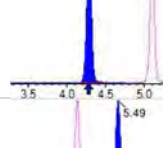
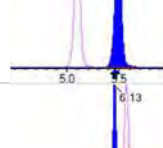
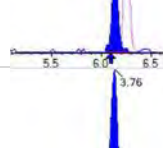
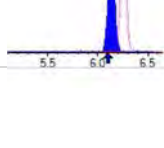
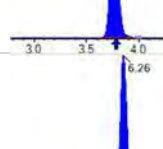
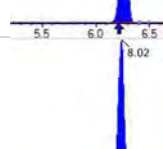
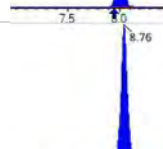

Sample I.D.: BBL0076-MS1  
 DF, IV: 1, 10.0µL  
 Acquisition Method: 1633 2022-12-07.dam

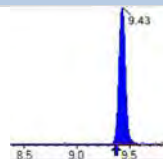
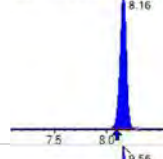
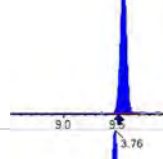
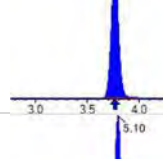
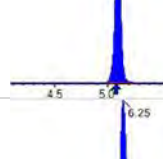
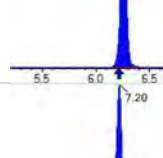
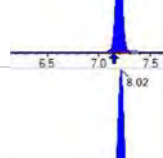

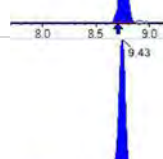
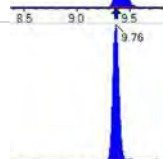

Quant Method: 1633 - S2022-12-07A  
 Path: S2022-12-09B (12)  
 Acquired: 2022/12/10 - 01:13

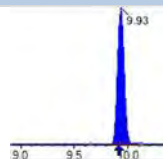
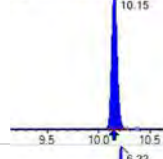
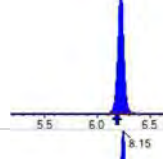
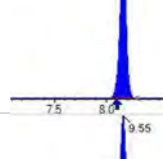
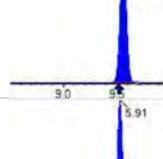
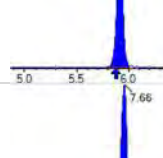
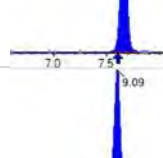
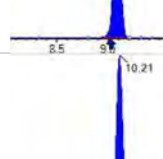
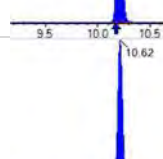
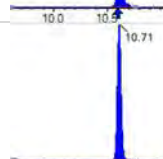

| Analyte | (Q1 / Q3)<br>Area Counts*min                          | R.T.<br>(R.T [min], R.R.T.)<br>(ΔRT-[min], ΔRT-CV[min], ΔRT ion[s]) | S / N           | Ion Ratio<br>IR Vs MP%<br>IR Vs CV% | Concentration<br>[ True ] ng/mL | Q.C.<br>Rec.<br>{Area%CV} | Primary<br>Transition | Confirmation<br>Transition | Flag |
|---------|---|---|-----------------|-------------------------------------|---------------------------------|---------------------------|-----------------------|----------------------------|------|
| PFBA    | (212.9 / 169.0)<br>213868                             | (3.76, 1.00)<br>(0.00, N/A, 0.0)                                    | 58.2            | N/A<br>0.0<br>0.0                   | 3.7273                          | N/A                       |                       |                            |      |
| PFPeA   | (262.9 / 219.0)<br>230462<br>(262.9 / 69.0)<br>2750   | (5.10, 1.00)<br>(0.00, N/A, 0.0)                                    | 610.3<br>94.8   | 0.0119<br>102.5<br>107.8            | 2.4959                          | N/A                       |                       |                            |      |
| PFHxA   | (313.0 / 269.0)<br>180089<br>(313.0 / 119.0)<br>15214 | (6.26, 1.00)<br>(0.00, N/A, 0.3)                                    | 420.0<br>236.4  | 0.0845<br>94.0<br>86.3              | 1.1991                          | N/A                       |                       |                            |      |
| PFHpA   | (363.0 / 319.0)<br>140468<br>(363.0 / 169.0)<br>45876 | (7.19, 1.00)<br>(0.00, N/A, -0.1)                                   | 409.5<br>515.0  | 0.3266<br>113.8<br>115.5            | 1.1053                          | N/A                       |                       |                            |      |
| PFOA    | (413.0 / 369.0)<br>134487<br>(413.0 / 169.0)<br>42307 | (8.02, 1.00)<br>(0.00, N/A, -0.2)                                   | 230.8<br>185.1  | 0.3146<br>97.2<br>97.2              | 0.9041                          | N/A                       |                       |                            |      |
| PFNA    | (463.0 / 419.0)<br>96899<br>(463.0 / 169.0)<br>24384  | (8.76, 1.00)<br>(0.00, N/A, 0.0)                                    | 322.9<br>143.7  | 0.2516<br>125.0<br>119.5            | 0.8500                          | N/A                       |                       |                            |      |
| PFDA    | (513.0 / 469.0)<br>129016<br>(513.0 / 169.0)<br>11685 | (9.43, 1.00)<br>(0.00, N/A, -0.5)                                   | 225.5<br>82.4   | 0.0906<br>102.0<br>91.1             | 0.8366                          | N/A                       |                       |                            |      |
| PFUnA   | (563.0 / 519.0)<br>141913<br>(563.0 / 169.0)<br>15108 | (9.77, 1.00)<br>(0.01, N/A, 0.5)                                    | 349.2<br>80.2   | 0.1065<br>99.1<br>107.0             | 0.9086                          | N/A                       |                       |                            |      |
| PFDoA   | (613.0 / 569.0)<br>172410<br>(613.0 / 169.0)<br>20070 | (9.93, 1.00)<br>(0.00, N/A, 0.5)                                    | 276.1<br>4681.0 | 0.1164<br>97.7<br>75.7              | 0.9655                          | N/A                       |                       |                            |      |
| PFTrDA  | (663.0 / 619.0)<br>205127<br>(663.0 / 169.0)<br>44736 | (10.05, 1.01)<br>(N/A, 0.02, 0.0)                                   | 560.5<br>254.3  | 0.2181<br>117.1<br>103.8            | 1.3078                          | N/A                       |                       |                            |      |
| PFTeDA  | (713.0 / 669.0)<br>124319<br>(713.0 / 169.0)<br>24344 | (10.15, 1.00)<br>(0.00, N/A, 0.0)                                   | 470.0<br>175.6  | 0.1958<br>99.5<br>97.4              | 0.8448                          | N/A                       |                       |                            |      |

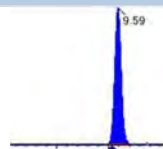
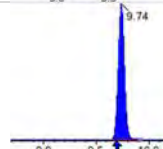
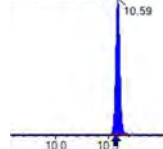
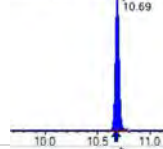
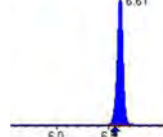
| Analyte | (Q1 / Q3)<br>Area Counts*min                          | R.T.<br>(R.T [min], R.R.T.)<br>( $\Delta$ RT-[min], $\Delta$ RT-<br>CV[min], $\Delta$ RT ion[s]) | S / N             | Ion Ratio<br>IR Vs MP%<br>IR Vs CV% | Concentration<br>[ True ] ng/mL | Q.C.<br>Rec.<br>{Area%CV} | Primary<br>Transition   | Confirmation<br>Transition  | Flag |
|---------|---|--|-------------------|-------------------------------------|---------------------------------|---------------------------|---|---|------|
| PFBS    | (298.9 / 80.0)<br>253403<br>(298.9 / 99.0)<br>163859  | (6.23, 1.00)<br>(0.00, N/A, 0.1)   | 275.3<br>626.5    | 0.6466<br>95.4<br>95.5              | 1.2637                          | N/A                       |    |    |      |
| PFPeS   | (349.0 / 80.0)<br>390440<br>(349.0 / 99.0)<br>135310  | (7.27, 0.89)<br>(N/A, 0.06, 0.0)   | 1967.2<br>8572.0  | 0.3466<br>95.0<br>103.1             | 1.0962                          | N/A                       |    |    |      |
| PFHxS   | (399.0 / 80.0)<br>359179<br>(399.0 / 99.0)<br>118685  | (8.15, 1.00)<br>(0.00, N/A, 0.0)   | 1331.6<br>18450.1 | 0.3304<br>95.8<br>100.1             | 1.1373                          | N/A                       |    |    |      |
| PFHpS   | (449.0 / 80.0)<br>275704<br>(449.0 / 99.0)<br>74099   | (8.93, 0.93)<br>(N/A, 0.07, 0.3)   | 474.1<br>376.7    | 0.2688<br>94.6<br>94.8              | 0.8860                          | N/A                       |    |    |      |
| PFOS    | (499.0 / 80.0)<br>356774<br>(499.0 / 99.0)<br>82427   | (9.55, 1.00)<br>(0.00, N/A, -0.1)  | 101.9<br>153.0    | 0.2310<br>89.7<br>97.6              | 0.9255                          | N/A                       |   |   |      |
| PFNS    | (549.0 / 80.0)<br>183462<br>(549.0 / 99.0)<br>45905   | (9.82, 1.03)<br>(N/A, 0.03, 0.2)   | 204.3<br>192.4    | 0.2502<br>104.7<br>106.9            | 0.4053                          | N/A                       |  |  |      |
| PFDS    | (599.0 / 80.0)<br>396655<br>(599.0 / 99.0)<br>87215   | (9.95, 1.04)<br>(N/A, 0.03, 0.5)   | 621.0<br>742.6    | 0.2199<br>94.5<br>90.7              | 0.6997                          | N/A                       |  |  |      |
| PFDoS   | (698.9 / 80.0)<br>240460<br>(698.9 / 99.0)<br>60626   | (10.14, 1.06)<br>(N/A, 0.02, 0.0)  | 581.0<br>344.6    | 0.2521<br>108.8<br>122.2            | 0.7152                          | N/A                       |  |  |      |
| 4:2FTS  | (327.0 / 307.0)<br>282032<br>(327.0 / 81.0)<br>160595 | (5.91, 1.00)<br>(0.00, N/A, -0.1)  | 970.4<br>466.8    | 0.5694<br>95.3<br>95.2              | 3.2082                          | N/A                       |  |  |      |
| 6:2FTS  | (427.0 / 407.0)<br>158329<br>(427.0 / 81.0)<br>111385 | (7.66, 1.00)<br>(0.00, N/A, -0.3)  | 618.1<br>438.6    | 0.7035<br>97.8<br>99.1              | 3.6392                          | N/A                       |  |  |      |
| 8:2FTS  | (527.0 / 507.0)<br>135654<br>(527.0 / 81.0)<br>87008  | (9.08, 1.00)<br>(0.00, N/A, 0.1)   | 458.3<br>270.2    | 0.6414<br>102.9<br>104.0            | 3.7410                          | N/A                       |  |  |      |

| Analyte      | (Q1 / Q3)<br>Area Counts*min                           | R.T.<br>(R.T [min], R.R.T.)<br>( $\Delta$ RT-[min], $\Delta$ RT-<br>CV[min], $\Delta$ RT ion[s]) | S / N           | Ion Ratio<br>IR Vs MP%<br>IR Vs CV% | Concentration<br>[ True ] ng/mL | Q.C.<br>Rec.<br>{Area%CV} | Primary<br>Transition   | Confirmation<br>Transition  | Flag |
|--------------|--|--|-----------------|-------------------------------------|---------------------------------|---------------------------|---|---|------|
| PFOSA        | (498.0 / 78.0)<br>335798<br>(498.0 / 478.0)<br>10335   | (10.20, 1.00)<br>(0.00, N/A, 0.1)  | 554.0<br>103.9  | 0.0308<br>128.9<br>121.9            | 0.8378                          | N/A                       |    |    |      |
| NMeFOSA      | (511.9 / 219.0)<br>204943<br>(511.9 / 169.0)<br>131598 | (10.62, 1.00)<br>(0.00, N/A, 0.0)  | 707.4<br>735.4  | 0.6421<br>96.3<br>99.1              | 3.8766                          | N/A                       |    |    |      |
| NEIFOSA      | (526.0 / 219.0)<br>231983<br>(526.0 / 169.0)<br>264816 | (10.72, 1.00)<br>(0.00, N/A, 0.0)  | 959.4<br>882.7  | 1.1415<br>104.7<br>110.5            | 3.2174                          | N/A                       |    |    |      |
| NMeFOSAA     | (570.0 / 419.0)<br>78549<br>(570.0 / 483.0)<br>31750   | (9.59, 1.00)<br>(0.00, N/A, -0.2)  | 294.4<br>4981.3 | 0.4042<br>87.1<br>74.4              | 1.0069                          | N/A                       |    |    |      |
| NEIFOSAA     | (584.0 / 419.0)<br>59663<br>(584.0 / 526.0)<br>38246   | (9.74, 1.00)<br>(0.00, N/A, -0.1)  | 8453.1<br>253.2 | 0.6410<br>105.6<br>103.3            | 0.8881                          | N/A                       |    |    |      |
| NMeFOSE      | (616.1 / 59.0)<br>62892                                | (10.59, 1.00)<br>(0.00, N/A, 0.0)  | 613.2           | N/A<br>0.0<br>0.0                   | 3.5450                          | N/A                       |  |   |      |
| NEtFOSE      | (630.0 / 59.0)<br>19575                                | (10.69, 1.00)<br>(0.01, N/A, 0.0)  | 412.9           | N/A<br>0.0<br>0.0                   | 4.2769                          | N/A                       |  |   |      |
| HFPO-DA      | (285.0 / 169.0)<br>107303<br>(285.0 / 185.0)<br>327659 | (6.61, 1.00)<br>(0.00, N/A, 0.0)   | 608.7<br>643.2  | 3.0536<br>110.1<br>99.1             | 1.6688                          | N/A                       |  |  |      |
| ADONA        | (377.0 / 85.0)<br>439077<br>(377.0 / 251.0)<br>50845   | (7.52, 1.14)<br>(N/A, 0.06, 0.2)   | 837.2<br>228.0  | 0.1158<br>92.1<br>97.9              | 1.6888                          | N/A                       |  |  |      |
| 9CI-Pf3ONS   | (531.0 / 351.0)<br>864153<br>(533.0 / 353.0)<br>265800 | (9.77, 1.48)<br>(N/A, 0.02, 0.1)   | 588.9<br>437.1  | 0.3076<br>92.1<br>102.7             | 1.2078                          | N/A                       |  |  |      |
| 11CI-PF3OUDS | (631.0 / 451.0)<br>793297<br>(633.0 / 453.0)<br>258643 | (10.03, 1.52)<br>(N/A, 0.02, 0.1)  | 1041.3<br>313.6 | 0.3260<br>100.8<br>97.6             | 1.6116                          | N/A                       |  |  |      |

| Analyte        | (Q1 / Q3)<br>Area Counts*min                           | R.T.<br>(R.T [min], R.R.T.)<br>( $\Delta$ RT-[min], $\Delta$ RT-<br>CV[min], $\Delta$ RT ion[s]) | S / N          | Ion Ratio<br>IR Vs MP%<br>IR Vs CV% | Concentration<br>[ True ] ng/mL | Q.C.<br>Rec.<br>{Area%CV} | Primary<br>Transition   | Confirmation<br>Transition  | Flag |
|----------------|--|--|----------------|-------------------------------------|---------------------------------|---------------------------|---|---|------|
| 3:3FTCA        | (241.0 / 177.0)<br>13162<br>(241.0 / 117.0)<br>20503   | (4.60, 0.90)<br>(N/A, 0.01, 0.1)   | 325.4<br>319.0 | 1.5577<br>89.5<br>91.1              | 2.9016                          | N/A                       |    |    |      |
| 5:3FTCA        | (341.0 / 236.7)<br>100515<br>(341.0 / 217.0)<br>160255 | (6.90, 1.10)<br>(N/A, 0.05, 0.0)   | 603.4<br>387.3 | 1.5943<br>93.4<br>97.4              | 3.1502                          | N/A                       |    |    |      |
| 7:3FTCA        | (441.0 / 317.0)<br>121506<br>(441.0 / 337.0)<br>103856 | (8.73, 1.40)<br>(N/A, 0.06, -0.1)  | 328.5<br>317.3 | 0.8547<br>103.6<br>107.4            | 2.9577                          | N/A                       |    |    |      |
| PFEESA         | (315.0 / 135.0)<br>244267<br>(315.0 / 83.0)<br>64436   | (6.73, 1.08)<br>(N/A, 0.05, 0.2)   | 816.3<br>299.4 | 0.2638<br>88.7<br>81.0              | 1.5906                          | N/A                       |    |    |      |
| PFMPA          | (229.0 / 85.0)<br>40324                                | (4.28, 0.84)<br>(N/A, 0.00, 0.0)   | 549.5          | N/A<br>0.0<br>0.0                   | 1.5859                          | N/A                       |   |   |      |
| PFMBA          | (279.0 / 85.0)<br>111598                               | (5.49, 1.08)<br>(N/A, 0.03, 0.0)   | 895.8          | N/A<br>0.0<br>0.0                   | 1.4083                          | N/A                       |  |   |      |
| NFDHA          | (201.0 / 85.0)<br>5649<br>(295.0 / 201.0)<br>41471     | (6.13, 0.98)<br>(N/A, 0.04, -0.2)  | 132.3<br>487.5 | 7.3417<br>104.9<br>127.5            | 1.4492                          | N/A                       |  |  |      |
| 13C3_PFBA_IIS  | (216.0 / 172.0)<br>85821                               | (3.76, N/A)<br>(N/A, -0.01, N/A)   | 807.0          | N/A                                 | 0.8928<br>[ 1.0000 ]            | 89.3%<br>{ 98.1% }        |  |   |      |
| 13C2_PFHxA_IIS | (315.1 / 270.0)<br>132315                              | (6.26, N/A)<br>(N/A, 0.04, N/A)  | 469.7          | N/A                                 | 1.0715<br>[ 1.0000 ]            | 107.2%<br>{ 102.0% }      |  |   |      |
| 13C4_PFOA_IIS  | (417.0 / 372.0)<br>140215                              | (8.02, N/A)<br>(N/A, 0.07, N/A)  | 772.1          | N/A                                 | 1.1828<br>[ 1.0000 ]            | 118.3%<br>{ 115.5% }      |  |   |      |
| 13C5_PFNA_IIS  | (468.0 / 423.0)<br>112961                              | (8.76, N/A)<br>(N/A, 0.06, N/A)  | 313.5          | N/A                                 | 1.1861<br>[ 1.0000 ]            | 118.6%<br>{ 115.0% }      |  |   |      |

| Analyte        | (Q1 / Q3)<br>Area Counts*min | R.T.<br>(R.T [min], R.R.T.)<br>( $\Delta$ RT-[min], $\Delta$ RT-<br>CV[min], $\Delta$ RT ion[s]) | S / N  | Ion Ratio<br>IR Vs MP%<br>IR Vs CV% | Concentration<br>[ True ] ng/mL | Q.C.<br>Rec.<br>{Area%CV} | Primary<br>Transition   | Confirmation<br>Transition | Flag |
|----------------|------------------------------|--|--------|-------------------------------------|---------------------------------|---------------------------|---|----------------------------|------|
| 13C2_PFDA_IIS  | (515.1 / 470.1)<br>112634    | (9.43, N/A)<br>(N/A, 0.06, N/A)  | 438.9  | N/A                                 | 1.3672<br>[ 1.0000 ]            | 136.7%<br>{ 125.0% }      |    |                            |      |
| 18O2_PFHxS_IIS | (403.0 / 83.9)<br>219690     | (8.16, N/A)<br>(N/A, 0.07, N/A)  | 916.7  | N/A                                 | 1.0236<br>[ 1.0000 ]            | 102.4%<br>{ 104.9% }      |    |                            |      |
| 13C4_PFOS_IIS  | (502.8 / 79.9)<br>221030     | (9.56, N/A)<br>(N/A, 0.05, N/A)  | 275.5  | N/A                                 | 1.1875<br>[ 1.0000 ]            | 118.8%<br>{ 115.7% }      |    |                            |      |
| 13C4_PFBA_EIS  | (217.0 / 172.0)<br>602852    | (3.76, N/A)<br>(N/A, -0.01, N/A)   | 985.7  | N/A                                 | 7.4925<br>[ 8.0000 ]            | 93.7%<br>{ 92.0% }        |    |                            |      |
| 13C5_PFPeA_EIS | (267.9 / 223.0)<br>384213    | (5.10, N/A)<br>(N/A, 0.02, N/A)  | 1118.0 | N/A                                 | 3.9807<br>[ 4.0000 ]            | 99.5%<br>{ 110.5% }       |   |                            |      |
| 13C5_PFHxA_EIS | (318.0 / 273.0)<br>298013    | (6.25, N/A)<br>(N/A, 0.04, N/A)  | 799.1  | N/A                                 | 2.2081<br>[ 2.0000 ]            | 110.4%<br>{ 113.6% }      |  |                            |      |
| 13C4_PFHpA_EIS | (367.0 / 322.0)<br>250915    | (7.20, N/A)<br>(N/A, 0.06, N/A)  | 319.9  | N/A                                 | 2.0597<br>[ 2.0000 ]            | 103.0%<br>{ 101.2% }      |  |                            |      |
| 13C8_PFOA_EIS  | (421.0 / 376.0)<br>288606    | (8.02, N/A)<br>(N/A, 0.06, N/A)  | 798.2  | N/A                                 | 2.0236<br>[ 2.0000 ]            | 101.2%<br>{ 110.6% }      |  |                            |      |
| 13C9_PFNA_EIS  | (472.0 / 427.0)<br>118248    | (8.76, N/A)<br>(N/A, 0.06, N/A)  | 380.3  | N/A                                 | 1.0608<br>[ 1.0000 ]            | 106.1%<br>{ 141.9% }      |  |                            |      |
| 13C6_PFDA_EIS  | (519.0 / 474.0)<br>152011    | (9.43, N/A)<br>(N/A, 0.06, N/A)  | 6469.7 | N/A                                 | 0.9291<br>[ 1.0000 ]            | 92.9%<br>{ 130.7% }       |  |                            |      |
| 13C7_PFUnA_EIS | (570.0 / 525.0)<br>177419    | (9.76, N/A)<br>(N/A, 0.02, N/A)  | 391.2  | N/A                                 | 0.8079<br>[ 1.0000 ]            | 80.8%<br>{ 88.2% }        |  |                            |      |

| Analyte         | (Q1 / Q3)<br>Area Counts*min | R.T.<br>(R.T [min], R.R.T.)<br>( $\Delta$ RT-[min], $\Delta$ RT-<br>CV[min], $\Delta$ RT ion[s]) | S / N | Ion Ratio<br>IR Vs MP%<br>IR Vs CV% | Concentration<br>[ True ] ng/mL | Q.C.<br>Rec.<br>{Area%CV} | Primary<br>Transition   | Confirmation<br>Transition | Flag |
|-----------------|------------------------------|--|-------|-------------------------------------|---------------------------------|---------------------------|---|----------------------------|------|
| 13C2_PFDa_EIS   | (615.0 / 570.0)<br>194065    | (9.93, N/A)<br>(N/A, 0.02, N/A)  | 450.1 | N/A                                 | 0.7281<br>[ 1.0000 ]            | 72.8%<br>{ 100.4% }       |    |                            |      |
| 13C2_PFTeDA_EIS | (715.0 / 670.0)<br>149293    | (10.15, N/A)<br>(N/A, 0.01, N/A)   | 336.6 | N/A                                 | 0.7630<br>[ 1.0000 ]            | 76.3%<br>{ 115.0% }       |    |                            |      |
| 13C3_PFBs_EIS   | (302.0 / 80.0)<br>656881     | (6.22, N/A)<br>(N/A, 0.04, N/A)  | 720.7 | N/A                                 | 2.0345<br>[ 2.0000 ]            | 101.7%<br>{ 99.2% }       |    |                            |      |
| 13C3_PFHxS_EIS  | (402.0 / 80.0)<br>376746     | (8.15, N/A)<br>(N/A, 0.06, N/A)  | 762.3 | N/A                                 | 2.0499<br>[ 2.0000 ]            | 102.5%<br>{ 106.7% }      |    |                            |      |
| 13C8_PFOS_EIS   | (507.0 / 80.0)<br>686736     | (9.55, N/A)<br>(N/A, 0.04, N/A)  | 501.6 | N/A                                 | 2.0381<br>[ 2.0000 ]            | 101.9%<br>{ 114.6% }      |   |                            |      |
| 13C2_4:2FTS_EIS | (329.0 / 81.0)<br>100657     | (5.91, N/A)<br>(N/A, 0.04, N/A)  | 491.7 | N/A                                 | 5.5277<br>[ 4.0000 ]            | 138.2%<br>{ 140.7% }      |  |                            |      |
| 13C2_6:2FTS_EIS | (429.0 / 81.0)<br>109709     | (7.66, N/A)<br>(N/A, 0.07, N/A)  | 449.0 | N/A                                 | 4.4907<br>[ 4.0000 ]            | 112.3%<br>{ 122.0% }      |  |                            |      |
| 13C2_8:2FTS_EIS | (529.0 / 81.0)<br>92363      | (9.09, N/A)<br>(N/A, 0.06, N/A)  | 441.4 | N/A                                 | 4.3557<br>[ 4.0000 ]            | 108.9%<br>{ 106.5% }      |  |                            |      |
| 13C8_PFOsa_EIS  | (506.0 / 78.0)<br>721781     | (10.21, N/A)<br>(N/A, 0.02, N/A)   | 690.3 | N/A                                 | 1.4032<br>[ 2.0000 ]            | 70.2%<br>{ 82.2% }        |  |                            |      |
| D3_NMeFOSA_EIS  | (515.0 / 169.0)<br>115038    | (10.62, N/A)<br>(N/A, 0.01, N/A)   | 530.0 | N/A                                 | 0.7558<br>[ 2.0000 ]            | 37.8%<br>{ 48.2% }        |  |                            |      |
| D5_NEtFOSA_EIS  | (531.1 / 169.0)<br>139247    | (10.71, N/A)<br>(N/A, 0.02, N/A)   | 607.9 | N/A                                 | 1.0089<br>[ 2.0000 ]            | 50.4%<br>{ 61.2% }        |  |                            |      |

| Analyte         | (Q1 / Q3)<br>Area Counts*min | R.T.<br>(R.T [min], R.R.T.)<br>( $\Delta$ RT-I[ $\mu$ min], $\Delta$ RT-<br>CV[ $\mu$ min], $\Delta$ RT ion[s]) | S / N | Ion Ratio<br>IR Vs MP%<br>IR Vs CV% | Concentration<br>[ True ] ng/mL | Q.C.<br>Rec.<br>{Area%CV} | Primary<br>Transition  | Confirmation<br>Transition | Flag |
|-----------------|------------------------------|---|-------|-------------------------------------|---------------------------------|---------------------------|--|----------------------------|------|
| D3_MeFOSAA_EIS  | (573.0 / 419.0)<br>357810    | (9.59, N/A)<br>(N/A, 0.05, N/A)   | 552.4 | N/A                                 | 4.7731<br>[ 4.0000 ]            | 119.3%<br>{ 132.0% }      |   |                            |      |
| D5_EtFOSAA_EIS  | (589.0 / 419.0)<br>292817    | (9.74, N/A)<br>(N/A, 0.03, N/A)   | 446.8 | N/A                                 | 4.5447<br>[ 4.0000 ]            | 113.6%<br>{ 132.9% }      |   |                            |      |
| D7_NMeFOSE_EIS  | (623.2 / 58.9)<br>252376     | (10.59, N/A)<br>(N/A, 0.02, N/A)  | 779.2 | N/A                                 | 9.7072<br>[ 20.0000 ]           | 48.5%<br>{ 53.1% }        |   |                            |      |
| D9_NEtFOSE_EIS  | (639.2 / 58.9)<br>133684     | (10.69, N/A)<br>(N/A, 0.02, N/A)  | 835.3 | N/A                                 | 10.0915<br>[ 20.0000 ]          | 50.5%<br>{ 56.4% }        |   |                            |      |
| 13C3_HFPODA_EIS | (287.0 / 169.0)<br>774501    | (6.61, N/A)<br>(N/A, 0.05, N/A)   | 849.4 | N/A                                 | 8.7134<br>[ 8.0000 ]            | 108.9%<br>{ 115.4% }      |  |                            |      |

## ANALYSIS DATA SHEET

## Matrix Spike Dupa

|              |                  |                 |                    |
|--------------|------------------|-----------------|--------------------|
| Laboratory:a | APPL, LLCa       | Work Order:a    | 22L0004a           |
| Client:a     | Tidewater, Inc.a | Project:a       | NASA JPL Sla       |
| Matrix:a     | Watera           | Laboratory ID:a | BBL0076-MSD1a      |
| Sampled:a    |                  | File ID:a       | S2022-12-09B (13)a |
| Solids:a     |                  | Prepared:a      | 12/05/22 07:17a    |
| Batch:a      | BBL0076a         | Analyzed:a      | 12/10/22 01:26a    |
| Column:a     | 1a               | Preparation:a   | Table B-15a        |
|              |                  | Dilution:a      | 1a                 |
|              |                  | Calibration:a   | 2250016a           |
|              |                  | Instrument:a    | Saphira            |
|              |                  | Sequence:a      | SB03769a           |

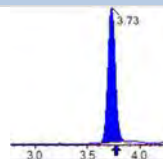
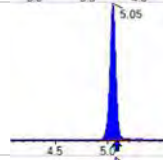
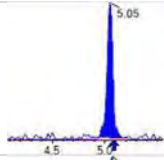
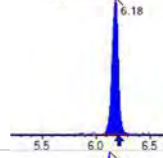
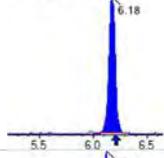
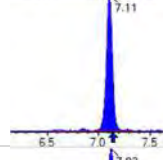
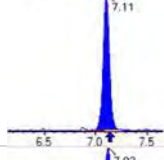
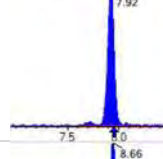
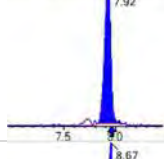
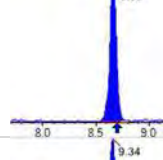
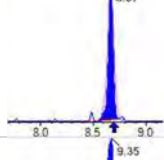
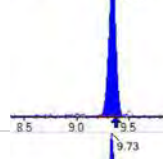
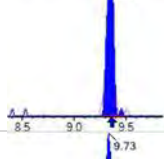
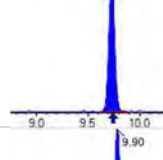
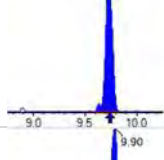
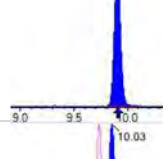
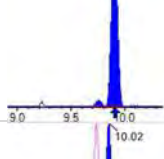
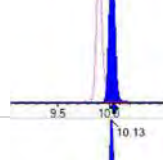
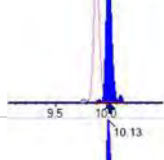
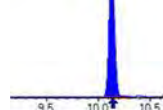
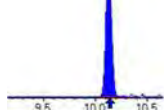
| COMPOUNDL | CONC. (ng/L) | OQL   | DL     | QL        |
|-----------|--------------|-------|--------|-----------|
| PFBAa     | 28.4a        | 2.9a  | 0.045a |           |
| PFPEAa    | 16.8a        | 1.4a  | 0.056a |           |
| PFHXAa    | 7.92a        | 0.72a | 0.057a |           |
| PFHPAa    | 7.55a        | 0.72a | 0.045a |           |
| PFOAa     | 7.35a        | 0.72a | 0.074a |           |
| PFNAa     | 6.75a        | 0.72a | 0.045a |           |
| PFDAa     | 6.11a        | 0.72a | 0.045a |           |
| PFUnAa    | 7.17a        | 0.72a | 0.072a |           |
| PFDOAa    | 6.54a        | 0.72a | 0.045a |           |
| PFTRDAa   | 6.72a        | 0.72a | 0.052a | MS3a      |
| PFTEDAa   | 5.50a        | 0.72a | 0.077a |           |
| PFBSa     | 8.63a        | 0.72a | 0.045a |           |
| PFPESa    | 7.33a        | 0.72a | 0.052a |           |
| PFHXSa    | 8.29a        | 0.72a | 0.045a |           |
| PFHPSa    | 6.09a        | 0.72a | 0.050a |           |
| PFOSa     | 6.07a        | 0.72a | 0.045a |           |
| PFNSa     | 4.60a        | 0.72a | 0.22a  | MS1, MS3a |
| PFDSa     | 5.97a        | 0.72a | 0.057a |           |
| 4:2FTSa   | 23.1a        | 2.9a  | 0.097a |           |
| 6:2FTSa   | 26.5a        | 2.9a  | 0.081a |           |
| 8:2FTSa   | 28.4a        | 2.9a  | 0.18a  |           |
| PFOSAa    | 7.44a        | 2.9a  | 0.045a |           |
| NMeFOSAa  | 23.9a        | 2.9a  | 0.88a  |           |
| NEtFOSAa  | 25.8a        | 2.9a  | 0.88a  |           |
| NMeFOSAAa | 6.84a        | 0.72a | 0.065a |           |
| NEtFOSAAa | 6.06a        | 0.72a | 0.045a |           |
| NMeFOSEa  | 23.5a        | 2.9a  | 0.54a  |           |
| NEtFOSEa  | 24.3a        | 2.9a  | 0.54a  |           |
| HFPO-DAa  | 12.6a        | 1.4a  | 0.44a  |           |
| ADONa     | 11.3a        | 1.4a  | 0.38a  |           |

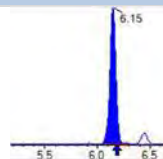
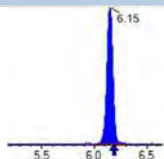
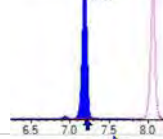
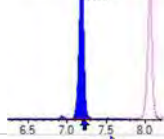
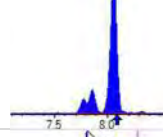
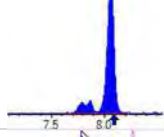
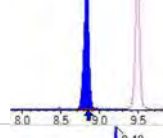
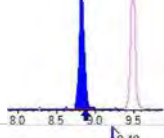
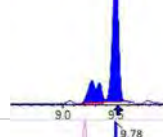
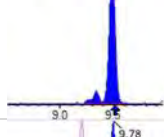
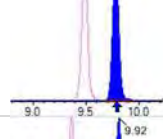
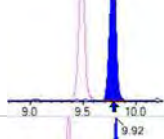
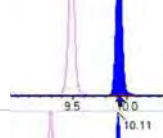
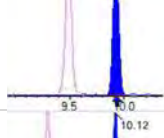
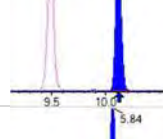
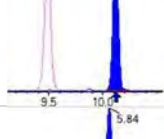
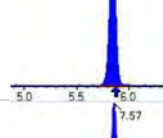
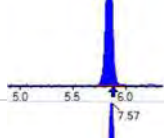
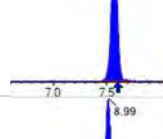
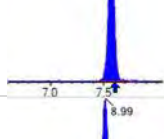
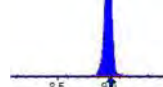
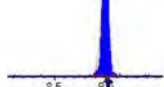
**ANALYSIS DATA SHEETL**

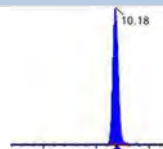
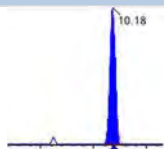
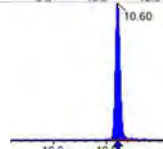
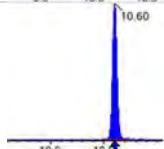
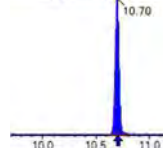
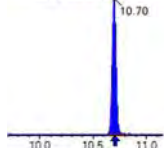
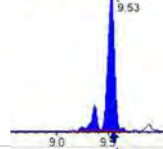
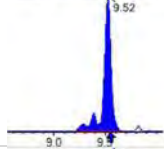
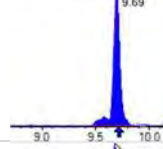
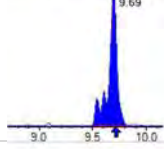
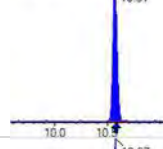
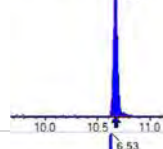
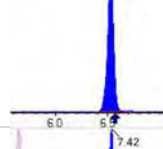
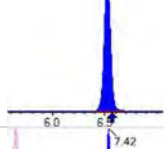
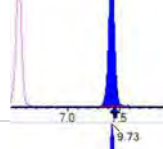
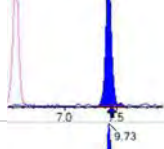
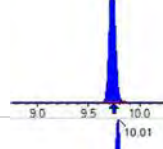
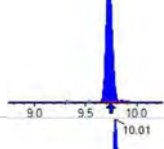
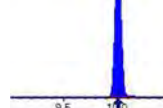
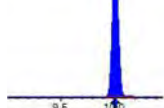
## Matrix Spike Dupa

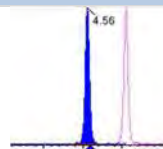
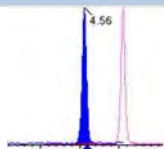
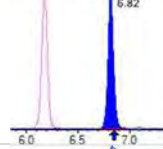
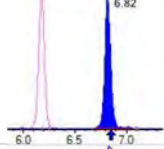
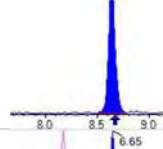
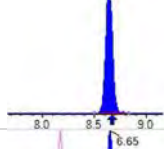
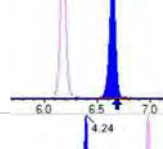
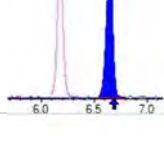
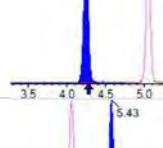
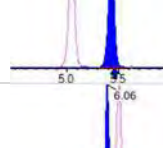
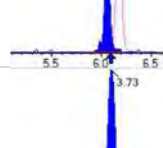
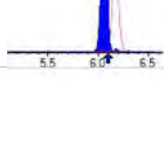
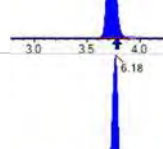
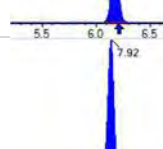
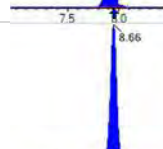

|              |                  |                 |                    |
|--------------|------------------|-----------------|--------------------|
| Laboratory:a | APPL, LLCa       | Work Order:a    | 22L0004a           |
| Client:a     | Tidewater, Inc.a | Project:a       | NASA JPL Sla       |
| Matrix:a     | Watera           | Laboratory ID:a | BBL0076-MSD1a      |
|              |                  | File ID:a       | S2022-12-09B (13)a |
| Sampled:a    |                  | Prepared:a      | 12/05/22 07:17a    |
|              |                  | Analyzed:a      | 12/10/22 01:26a    |
| Solids:a     |                  | Preparation:a   | Table B-15a        |
|              |                  | Dilution:a      | 1a                 |
| Batch:a      | BBL0076a         | Sequence:a      | SB03769a           |
|              |                  | Calibration:a   | 2250016a           |
| Column:a     | 1a               | Instrument:a    | Saphira            |

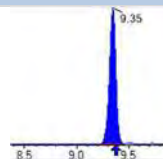
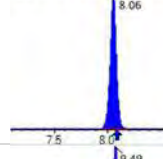
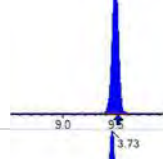
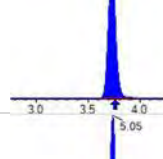
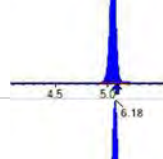
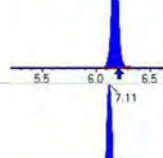
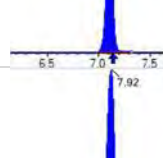
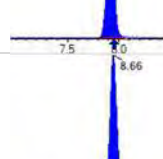
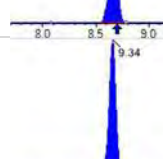
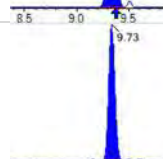

| COMPOUNDL     | CONC. (ng/L)L | OQL  | DL    | QL |
|---------------|---------------|------|-------|----|
| 9CL-PF3ONSa   | 8.40a         | 1.4a | 0.21a |    |
| 11CL-PF3OUDSa | 9.43a         | 1.4a | 0.22a |    |

| Analyte | (Q1 / Q3)<br>Area Counts*min                          | R.T.<br>(R.T [min], R.R.T.)<br>( $\Delta$ RT-[min], $\Delta$ RT-<br>CV[min], $\Delta$ RT ion[s]) | S / N           | Ion Ratio<br>IR Vs MP%<br>IR Vs CV% | Concentration<br>[ True ] ng/mL | Q.C.<br>Rec.<br>{Area%CV} | Primary<br>Transition   | Confirmation<br>Transition  | Flag |
|---------|---|--|-----------------|-------------------------------------|---------------------------------|---------------------------|---|---|------|
| PFBA    | (212.9 / 169.0)<br>249565                             | (3.73, 1.00)<br>(0.00, N/A, 0.0)   | 56.7            | N/A<br>0.0<br>0.0                   | 3.9557                          | N/A                       |    |   |      |
| PFPeA   | (262.9 / 219.0)<br>226891<br>(262.9 / 69.0)<br>2659   | (5.05, 1.00)<br>(0.00, N/A, -0.1)  | 561.0<br>93.1   | 0.0116<br>99.8<br>105.0             | 2.3422                          | N/A                       |    |    |      |
| PFHxA   | (313.0 / 269.0)<br>193777<br>(313.0 / 119.0)<br>22646 | (6.18, 1.00)<br>(0.00, N/A, 0.1)   | 416.7<br>253.2  | 0.1169<br>130.0<br>119.3            | 1.1044                          | N/A                       |    |    |      |
| PFHpA   | (363.0 / 319.0)<br>146330<br>(363.0 / 169.0)<br>49809 | (7.11, 1.00)<br>(0.00, N/A, 0.1)   | 1475.0<br>269.7 | 0.3404<br>118.6<br>120.4            | 1.0526                          | N/A                       |    |    |      |
| PFOA    | (413.0 / 369.0)<br>149449<br>(413.0 / 169.0)<br>48638 | (7.92, 1.00)<br>(0.00, N/A, -0.1)  | 645.1<br>169.4  | 0.3255<br>100.6<br>100.6            | 1.0247                          | N/A                       |   |   |      |
| PFNA    | (463.0 / 419.0)<br>102516<br>(463.0 / 169.0)<br>16285 | (8.66, 1.00)<br>(0.00, N/A, -0.3)  | 266.3<br>97.4   | 0.1589<br>78.9<br>75.4              | 0.9405                          | N/A                       |  |  |      |
| PFDA    | (513.0 / 469.0)<br>122366<br>(513.0 / 169.0)<br>11672 | (9.34, 1.00)<br>(0.00, N/A, -0.3)  | 245.6<br>161.5  | 0.0954<br>107.4<br>96.0             | 0.8515                          | N/A                       |  |  |      |
| PFUnA   | (563.0 / 519.0)<br>166031<br>(563.0 / 169.0)<br>18578 | (9.73, 1.00)<br>(0.00, N/A, -0.2)  | 375.4<br>1075.9 | 0.1119<br>104.1<br>112.5            | 0.9988                          | N/A                       |  |  |      |
| PFDoA   | (613.0 / 569.0)<br>174948<br>(613.0 / 169.0)<br>17347 | (9.90, 1.00)<br>(0.00, N/A, -0.1)  | 428.4<br>599.5  | 0.0992<br>83.3<br>64.5              | 0.9123                          | N/A                       |  |  |      |
| PFTTrDA | (663.0 / 619.0)<br>157775<br>(663.0 / 169.0)<br>24581 | (10.03, 1.01)<br>(N/A, -0.01, 0.4)   | 450.5<br>233.1  | 0.1558<br>83.7<br>74.1              | 0.9366                          | N/A                       |  |  |      |
| PFTeDA  | (713.0 / 669.0)<br>119732<br>(713.0 / 169.0)<br>23748 | (10.13, 1.00)<br>(0.00, N/A, 0.1)  | 357.2<br>321.5  | 0.1983<br>100.8<br>98.7             | 0.7664                          | N/A                       |  |  |      |

| Analyte | (Q1 / Q3)<br>Area Counts*min                          | R.T.<br>(R.T [min], R.R.T.)<br>( $\Delta$ RT-[min], $\Delta$ RT-<br>CV[min], $\Delta$ RT ion[s]) | S / N              | Ion Ratio<br>IR Vs MP%<br>IR Vs CV% | Concentration<br>[ True ] ng/mL | Q.C.<br>Rec.<br>{Area%CV} | Primary<br>Transition   | Confirmation<br>Transition  | Flag |
|---------|---|--|--------------------|-------------------------------------|---------------------------------|---------------------------|---|---|------|
| PFBS    | (298.9 / 80.0)<br>275931<br>(298.9 / 99.0)<br>188112  | (6.15, 1.00)<br>(0.00, N/A, 0.0)   | 320.6<br>514.6     | 0.6817<br>100.6<br>100.7            | 1.2027                          | N/A                       |    |    |      |
| PFPeS   | (349.0 / 80.0)<br>394547<br>(349.0 / 99.0)<br>156847  | (7.19, 0.89)<br>(N/A, -0.03, 0.1)  | 2656.0<br>314639.4 | 0.3975<br>109.0<br>118.3            | 1.0224                          | N/A                       |    |    |      |
| PFHxS   | (399.0 / 80.0)<br>395431<br>(399.0 / 99.0)<br>128392  | (8.06, 1.00)<br>(0.00, N/A, -0.1)  | 3023.8<br>461.4    | 0.3247<br>94.2<br>98.4              | 1.1556                          | N/A                       |    |    |      |
| PFHpS   | (449.0 / 80.0)<br>266232<br>(449.0 / 99.0)<br>67901   | (8.83, 0.93)<br>(N/A, -0.03, 0.4)  | 466.6<br>295.5     | 0.2550<br>89.7<br>89.9              | 0.8487                          | N/A                       |    |    |      |
| PFOS    | (499.0 / 80.0)<br>328631<br>(499.0 / 99.0)<br>94312   | (9.49, 1.00)<br>(0.00, N/A, 0.3)   | 102.4<br>196.9     | 0.2870<br>111.4<br>121.2            | 0.8457                          | N/A                       |   |   |      |
| PFNS    | (549.0 / 80.0)<br>292618<br>(549.0 / 99.0)<br>54933   | (9.78, 1.03)<br>(N/A, -0.01, -0.2)   | 532.0<br>270.1     | 0.1877<br>78.5<br>80.2              | 0.6413                          | N/A                       |  |  |      |
| PFDS    | (599.0 / 80.0)<br>475517<br>(599.0 / 99.0)<br>94981   | (9.92, 1.05)<br>(N/A, -0.01, 0.0)  | 741.7<br>325.9     | 0.1997<br>85.9<br>82.4              | 0.8321                          | N/A                       |  |  |      |
| PFDoS   | (698.9 / 80.0)<br>240789<br>(698.9 / 99.0)<br>62118   | (10.11, 1.07)<br>(N/A, -0.01, -0.1)  | 598.5<br>671.5     | 0.2580<br>111.4<br>125.1            | 0.7105                          | N/A                       |  |  |      |
| 4:2FTS  | (327.0 / 307.0)<br>312449<br>(327.0 / 81.0)<br>190683 | (5.84, 1.00)<br>(0.00, N/A, 0.1)   | 850.9<br>507.5     | 0.6103<br>102.2<br>102.0            | 3.2263                          | N/A                       |  |  |      |
| 6:2FTS  | (427.0 / 407.0)<br>179444<br>(427.0 / 81.0)<br>131155 | (7.57, 1.00)<br>(0.00, N/A, -0.1)  | 868.7<br>431.0     | 0.7309<br>101.6<br>102.9            | 3.6910                          | N/A                       |  |  |      |
| 8:2FTS  | (527.0 / 507.0)<br>135089<br>(527.0 / 81.0)<br>99410  | (8.99, 1.00)<br>(0.00, N/A, 0.0)   | 543.5<br>497.8     | 0.7359<br>118.0<br>119.4            | 3.9571                          | N/A                       |  |  |      |

| Analyte      | (Q1 / Q3)<br>Area Counts*min                           | R.T.<br>(R.T [min], R.R.T.)<br>( $\Delta$ RT-[min], $\Delta$ RT-<br>CV[min], $\Delta$ RT ion[s]) | S / N            | Ion Ratio<br>IR Vs MP%<br>IR Vs CV% | Concentration<br>[ True ] ng/mL | Q.C.<br>Rec.<br>{Area%CV} | Primary<br>Transition   | Confirmation<br>Transition  | Flag |
|--------------|--|--|------------------|-------------------------------------|---------------------------------|---------------------------|---|---|------|
| PFOSA        | (498.0 / 78.0)<br>361982<br>(498.0 / 478.0)<br>9040    | (10.18, 1.00)<br>(0.00, N/A, -0.2)   | 577.6<br>4149.8  | 0.0250<br>104.6<br>98.9             | 1.0367                          | N/A                       |    |    |      |
| NMeFOSA      | (511.9 / 219.0)<br>172003<br>(511.9 / 169.0)<br>122335 | (10.60, 1.00)<br>(0.00, N/A, 0.0)  | 674.3<br>688.4   | 0.7112<br>106.6<br>109.8            | 3.3381                          | N/A                       |    |    |      |
| NEIFOSA      | (526.0 / 219.0)<br>232340<br>(526.0 / 169.0)<br>245462 | (10.70, 1.00)<br>(0.00, N/A, 0.1)  | 1025.9<br>906.0  | 1.0565<br>96.9<br>102.3             | 3.6006                          | N/A                       |    |    |      |
| NMeFOSAA     | (570.0 / 419.0)<br>60795<br>(570.0 / 483.0)<br>31800   | (9.53, 1.00)<br>(0.00, N/A, 0.3)   | 167.3<br>40371.4 | 0.5231<br>112.8<br>96.3             | 0.9537                          | N/A                       |    |    |      |
| NEIFOSAA     | (584.0 / 419.0)<br>49664<br>(584.0 / 526.0)<br>31412   | (9.69, 1.00)<br>(0.00, N/A, 0.0)   | 9034.7<br>6419.5 | 0.6325<br>104.2<br>101.9            | 0.8451                          | N/A                       |   |   |      |
| NMeFOSE      | (616.1 / 59.0)<br>57208                                | (10.57, 1.00)<br>(0.00, N/A, 0.0)  | 533.6            | N/A<br>0.0<br>0.0                   | 3.2721                          | N/A                       |  |   |      |
| NEtFOSE      | (630.0 / 59.0)<br>16045                                | (10.67, 1.00)<br>(0.00, N/A, 0.0)  | 514.1            | N/A<br>0.0<br>0.0                   | 3.3881                          | N/A                       |  |   |      |
| HFPO-DA      | (285.0 / 169.0)<br>123190<br>(285.0 / 185.0)<br>320076 | (6.53, 1.00)<br>(0.00, N/A, 0.3)   | 489.2<br>1048.1  | 2.5982<br>93.7<br>84.4              | 1.7534                          | N/A                       |  |  |      |
| ADONA        | (377.0 / 85.0)<br>449238<br>(377.0 / 251.0)<br>59422   | (7.42, 1.14)<br>(N/A, -0.03, 0.0)  | 857.9<br>230.8   | 0.1323<br>105.2<br>111.8            | 1.5813                          | N/A                       |  |  |      |
| 9CI-Pf3ONS   | (531.0 / 351.0)<br>915048<br>(533.0 / 353.0)<br>312811 | (9.73, 1.49)<br>(N/A, -0.01, 0.1)  | 817.1<br>449.6   | 0.3419<br>102.4<br>114.1            | 1.1705                          | N/A                       |  |  |      |
| 11CI-PF3OUDS | (631.0 / 451.0)<br>707326<br>(633.0 / 453.0)<br>241561 | (10.01, 1.53)<br>(N/A, 0.00, -0.2)   | 738.0<br>546.3   | 0.3415<br>105.6<br>102.3            | 1.3150                          | N/A                       |  |  |      |

| Analyte        | (Q1 / Q3)<br>Area Counts*min                           | R.T.<br>(R.T [min], R.R.T.)<br>( $\Delta$ RT-[min], $\Delta$ RT-<br>CV[min], $\Delta$ RT ion[s]) | S / N          | Ion Ratio<br>IR Vs MP%<br>IR Vs CV% | Concentration<br>[ True ] ng/mL | Q.C.<br>Rec.<br>{Area%CV} | Primary<br>Transition   | Confirmation<br>Transition  | Flag |
|----------------|--|--|----------------|-------------------------------------|---------------------------------|---------------------------|---|---|------|
| 3:3FTCA        | (241.0 / 177.0)<br>14930<br>(241.0 / 117.0)<br>22842   | (4.56, 0.90)<br>(N/A, -0.04, 0.0)  | 413.8<br>280.1 | 1.5299<br>87.9<br>89.5              | 3.1099                          | N/A                       |    |    |      |
| 5:3FTCA        | (341.0 / 236.7)<br>108583<br>(341.0 / 217.0)<br>166048 | (6.82, 1.10)<br>(N/A, -0.03, 0.0)  | 573.0<br>407.6 | 1.5292<br>89.5<br>93.4              | 2.9129                          | N/A                       |    |    |      |
| 7:3FTCA        | (441.0 / 317.0)<br>135761<br>(441.0 / 337.0)<br>109703 | (8.64, 1.40)<br>(N/A, -0.03, -0.2)   | 268.9<br>458.9 | 0.8081<br>98.0<br>101.6             | 2.8287                          | N/A                       |    |    |      |
| PFEESA         | (315.0 / 135.0)<br>226652<br>(315.0 / 83.0)<br>68806   | (6.65, 1.08)<br>(N/A, -0.03, -0.1)   | 662.2<br>285.1 | 0.3036<br>102.1<br>93.2             | 1.2633                          | N/A                       |    |    |      |
| PFMPA          | (229.0 / 85.0)<br>46000                                | (4.24, 0.84)<br>(N/A, -0.03, 0.0)  | 694.1          | N/A<br>0.0<br>0.0                   | 1.7094                          | N/A                       |   |   |      |
| PFMBA          | (279.0 / 85.0)<br>131996                               | (5.43, 1.08)<br>(N/A, -0.03, 0.0)  | 868.2          | N/A<br>0.0<br>0.0                   | 1.5738                          | N/A                       |  |   |      |
| NFDHA          | (201.0 / 85.0)<br>7725<br>(295.0 / 201.0)<br>42043     | (6.06, 0.98)<br>(N/A, -0.03, -0.3)   | 234.9<br>532.9 | 5.4428<br>77.8<br>94.5              | 1.7174                          | N/A                       |  |  |      |
| 13C3_PFBA_IIS  | (216.0 / 172.0)<br>83691                               | (3.73, N/A)<br>(N/A, -0.04, N/A)   | 736.0          | N/A                                 | 0.8706<br>[ 1.0000 ]            | 87.1%<br>{ 95.6% }        |  |   |      |
| 13C2_PFHxA_IIS | (315.1 / 270.0)<br>141918                              | (6.18, N/A)<br>(N/A, -0.04, N/A)   | 568.7          | N/A                                 | 1.1493<br>[ 1.0000 ]            | 114.9%<br>{ 109.4% }      |  |   |      |
| 13C4_PFOA_IIS  | (417.0 / 372.0)<br>128837                              | (7.92, N/A)<br>(N/A, -0.03, N/A)   | 644.1          | N/A                                 | 1.0868<br>[ 1.0000 ]            | 108.7%<br>{ 106.1% }      |  |   |      |
| 13C5_PFNA_IIS  | (468.0 / 423.0)<br>115770                              | (8.66, N/A)<br>(N/A, -0.03, N/A)   | 740.4          | N/A                                 | 1.2156<br>[ 1.0000 ]            | 121.6%<br>{ 117.9% }      |  |   |      |

| Analyte        | (Q1 / Q3)<br>Area Counts*min | R.T.<br>(R.T [min], R.R.T.)<br>( $\Delta$ RT-[min], $\Delta$ RT-<br>CV[min], $\Delta$ RT ion[s]) | S / N | Ion Ratio<br>IR Vs MP%<br>IR Vs CV% | Concentration<br>[ True ] ng/mL | Q.C.<br>Rec.<br>{Area%CV} | Primary<br>Transition   | Confirmation<br>Transition | Flag |
|----------------|------------------------------|--|-------|-------------------------------------|---------------------------------|---------------------------|---|----------------------------|------|
| 13C2_PFDA_IIS  | (515.1 / 470.1)<br>102045    | (9.35, N/A)<br>(N/A, -0.02, N/A)   | 243.0 | N/A                                 | 1.2387<br>[ 1.0000 ]            | 123.9%<br>{ 113.2% }      |    |                            |      |
| 18O2_PFHxS_IIS | (403.0 / 83.9)<br>256678     | (8.06, N/A)<br>(N/A, -0.03, N/A)   | 944.7 | N/A                                 | 1.1959<br>[ 1.0000 ]            | 119.6%<br>{ 122.5% }      |    |                            |      |
| 13C4_PFOS_IIS  | (502.8 / 79.9)<br>229293     | (9.49, N/A)<br>(N/A, -0.02, N/A)   | 465.7 | N/A                                 | 1.2319<br>[ 1.0000 ]            | 123.2%<br>{ 120.0% }      |    |                            |      |
| 13C4_PFBA_EIS  | (217.0 / 172.0)<br>662868    | (3.73, N/A)<br>(N/A, -0.04, N/A)   | 921.6 | N/A                                 | 8.4481<br>[ 8.0000 ]            | 105.6%<br>{ 101.2% }      |    |                            |      |
| 13C5_PFPeA_EIS | (267.9 / 223.0)<br>406635    | (5.05, N/A)<br>(N/A, -0.04, N/A)   | 942.4 | N/A                                 | 3.9280<br>[ 4.0000 ]            | 98.2%<br>{ 117.0% }       |   |                            |      |
| 13C5_PFHxA_EIS | (318.0 / 273.0)<br>348152    | (6.18, N/A)<br>(N/A, -0.04, N/A)   | 473.1 | N/A                                 | 2.4051<br>[ 2.0000 ]            | 120.3%<br>{ 132.7% }      |  |                            |      |
| 13C4_PFHpA_EIS | (367.0 / 322.0)<br>274466    | (7.11, N/A)<br>(N/A, -0.03, N/A)   | 684.3 | N/A                                 | 2.1006<br>[ 2.0000 ]            | 105.0%<br>{ 110.6% }      |  |                            |      |
| 13C8_PFOA_EIS  | (421.0 / 376.0)<br>282957    | (7.92, N/A)<br>(N/A, -0.03, N/A)   | 377.1 | N/A                                 | 2.1593<br>[ 2.0000 ]            | 108.0%<br>{ 108.5% }      |  |                            |      |
| 13C9_PFNA_EIS  | (472.0 / 427.0)<br>113059    | (8.66, N/A)<br>(N/A, -0.03, N/A)   | 587.9 | N/A                                 | 0.9896<br>[ 1.0000 ]            | 99.0%<br>{ 135.7% }       |  |                            |      |
| 13C6_PFDA_EIS  | (519.0 / 474.0)<br>141648    | (9.34, N/A)<br>(N/A, -0.03, N/A)   | 413.2 | N/A                                 | 0.9556<br>[ 1.0000 ]            | 95.6%<br>{ 121.8% }       |  |                            |      |
| 13C7_PFUnA_EIS | (570.0 / 525.0)<br>188831    | (9.73, N/A)<br>(N/A, -0.01, N/A)   | 357.1 | N/A                                 | 0.9491<br>[ 1.0000 ]            | 94.9%<br>{ 93.8% }        |  |                            |      |

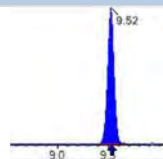
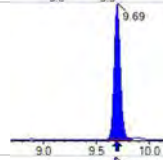
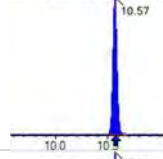
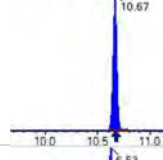
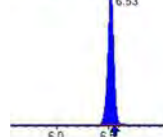


Chemist: ABK  
 Instrument: Saphira  
 Type: Sciex Q3 5500

Sample I.D.: BBL0076-MSD1  
 DF, IV: 1, 10.0µL  
 Acquisition Method: 1633 2022-12-07.dam

Quant Method: 1633 - S2022-12-07A  
 Path: S2022-12-09B (13)  
 Acquired: 2022/12/10 - 01:26

| Analyte         | (Q1 / Q3)<br>Area Counts*min | R.T.<br>(R.T [min], R.R.T.)<br>(ΔRT-I[min], ΔRT-CV[min], ΔRT ion[s]) | S / N | Ion Ratio<br>IR Vs MP%<br>IR Vs CV% | Concentration<br>[ True ] ng/mL | Q.C.<br>Rec.<br>{Area%CV} | Primary<br>Transition | Confirmation<br>Transition | Flag |
|-----------------|------------------------------|--|-------|-------------------------------------|---------------------------------|---------------------------|-----------------------|----------------------------|------|
| 13C2_PFDa_EIS   | (615.0 / 570.0)<br>208426    | (9.90, N/A)<br>(N/A, -0.01, N/A)                                     | 469.8 | N/A                                 | 0.8632<br>[ 1.0000 ]            | 86.3%<br>{ 107.9% }       |                       |                            |      |
| 13C2_PFTeDA_EIS | (715.0 / 670.0)<br>158498    | (10.13, N/A)<br>(N/A, -0.01, N/A)                                    | 411.2 | N/A                                 | 0.8942<br>[ 1.0000 ]            | 89.4%<br>{ 122.1% }       |                       |                            |      |
| 13C3_PFBs_EIS   | (302.0 / 80.0)<br>751562     | (6.14, N/A)<br>(N/A, -0.04, N/A)                                     | 957.7 | N/A                                 | 1.9923<br>[ 2.0000 ]            | 99.6%<br>{ 113.5% }       |                       |                            |      |
| 13C3_PFHxS_EIS  | (402.0 / 80.0)<br>408177     | (8.06, N/A)<br>(N/A, -0.03, N/A)                                     | 746.7 | N/A                                 | 1.9009<br>[ 2.0000 ]            | 95.0%<br>{ 115.6% }       |                       |                            |      |
| 13C8_PFOS_EIS   | (507.0 / 80.0)<br>692265     | (9.49, N/A)<br>(N/A, -0.02, N/A)                                     | 633.6 | N/A                                 | 1.9805<br>[ 2.0000 ]            | 99.0%<br>{ 115.5% }       |                       |                            |      |
| 13C2_4:2FTS_EIS | (329.0 / 81.0)<br>110890     | (5.84, N/A)<br>(N/A, -0.03, N/A)                                     | 547.4 | N/A                                 | 5.2121<br>[ 4.0000 ]            | 130.3%<br>{ 155.0% }      |                       |                            |      |
| 13C2_6:2FTS_EIS | (429.0 / 81.0)<br>122595     | (7.57, N/A)<br>(N/A, -0.03, N/A)                                     | 547.0 | N/A                                 | 4.2950<br>[ 4.0000 ]            | 107.4%<br>{ 136.3% }      |                       |                            |      |
| 13C2_8:2FTS_EIS | (529.0 / 81.0)<br>86955      | (8.99, N/A)<br>(N/A, -0.03, N/A)                                     | 364.2 | N/A                                 | 3.5098<br>[ 4.0000 ]            | 87.7%<br>{ 100.3% }       |                       |                            |      |
| 13C8_PFOsa_EIS  | (506.0 / 78.0)<br>628846     | (10.18, N/A)<br>(N/A, 0.00, N/A)                                     | 622.3 | N/A                                 | 1.1785<br>[ 2.0000 ]            | 58.9%<br>{ 71.7% }        |                       |                            |      |
| D3_NMeFOSA_EIS  | (515.0 / 169.0)<br>112125    | (10.60, N/A)<br>(N/A, -0.01, N/A)                                    | 559.1 | N/A                                 | 0.7101<br>[ 2.0000 ]            | 35.5%<br>{ 47.0% }        |                       |                            |      |
| D5_NEtFOSA_EIS  | (531.1 / 169.0)<br>124618    | (10.69, N/A)<br>(N/A, 0.00, N/A)                                     | 704.5 | N/A                                 | 0.8704<br>[ 2.0000 ]            | 43.5%<br>{ 54.8% }        |                       |                            |      |

| Analyte         | (Q1 / Q3)<br>Area Counts*min | R.T.<br>(R.T [min], R.R.T.)<br>( $\Delta$ RT-I[ $\mu$ min], $\Delta$ RT-<br>CV[ $\mu$ min], $\Delta$ RT ion[s]) | S / N | Ion Ratio<br>IR Vs MP%<br>IR Vs CV% | Concentration<br>[ True ] ng/mL | Q.C.<br>Rec.<br>{Area%CV} | Primary<br>Transition  | Confirmation<br>Transition | Flag |
|-----------------|------------------------------|---|-------|-------------------------------------|---------------------------------|---------------------------|--|----------------------------|------|
| D3_MeFOSAA_EIS  | (573.0 / 419.0)<br>292393    | (9.52, N/A)<br>(N/A, -0.02, N/A)  | 592.5 | N/A                                 | 3.7599<br>[ 4.0000 ]            | 94.0%<br>{ 107.9% }       |   |                            |      |
| D5_EtFOSAA_EIS  | (589.0 / 419.0)<br>256156    | (9.69, N/A)<br>(N/A, -0.01, N/A)  | 335.9 | N/A                                 | 3.8324<br>[ 4.0000 ]            | 95.8%<br>{ 116.3% }       |   |                            |      |
| D7_NMeFOSE_EIS  | (623.2 / 58.9)<br>248716     | (10.57, N/A)<br>(N/A, -0.01, N/A)   | 939.7 | N/A                                 | 9.2217<br>[ 20.0000 ]           | 46.1%<br>{ 52.3% }        |   |                            |      |
| D9_NEtFOSE_EIS  | (639.2 / 58.9)<br>138320     | (10.67, N/A)<br>(N/A, 0.00, N/A)  | 785.0 | N/A                                 | 10.0652<br>[ 20.0000 ]          | 50.3%<br>{ 58.3% }        |   |                            |      |
| 13C3_HFPODA_EIS | (287.0 / 169.0)<br>846295    | (6.53, N/A)<br>(N/A, -0.03, N/A)  | 887.4 | N/A                                 | 8.8769<br>[ 8.0000 ]            | 111.0%<br>{ 126.1% }      |  |                            |      |

## ANALYSIS DATA SHEET

Blanka

|              |                  |                 |                             |
|--------------|------------------|-----------------|-----------------------------|
| Laboratory:a | APPL, LLCa       | Work Order:a    | 22L0004a                    |
| Client:a     | Tidewater, Inc.a | Project:a       | NASA JPL Sla                |
| M trix:a     | Watera           | Laboratory ID:a | BBL0249-BLK1a               |
| Sampled:a    |                  | Prepared:a      | 12/13/22 09:44a             |
| Solids:a     |                  | Preparation:a   | Table B-15a                 |
| Batch:a      | BBL0249a         | Sequence:a      | SB03860a                    |
| Column:a     | 1a               | Calibration:a   | 2251019a                    |
|              |                  |                 | Instrument:a Saphira        |
|              |                  |                 | File ID:a S2022-12-15C (5)a |
|              |                  |                 | Analyzed:a 12/16/22 00:51a  |
|              |                  |                 | Dilution:a 1a               |

| COMPOUNDL | CONC. (ng/L)L | OQL  | OD   | DL    | QL |
|-----------|---------------|------|------|-------|----|
| PFBAa     | 1.0 Ua        | 16a  | 1.0a | 0.25a | Ua |
| PFPEAa    | 1.0 Ua        | 8.0a | 1.0a | 0.31a | Ua |
| PFHXAa    | 1.0 Ua        | 4.0a | 1.0a | 0.32a | Ua |
| PFHPAa    | 1.0 Ua        | 4.0a | 1.0a | 0.25a | Ua |
| PFOAa     | 1.0 Ua        | 4.0a | 1.0a | 0.41a | Ua |
| PFNAa     | 1.0 Ua        | 4.0a | 1.0a | 0.25a | Ua |
| PFDAa     | 1.0 Ua        | 4.0a | 1.0a | 0.25a | Ua |
| PFUnAa    | 1.0 Ua        | 4.0a | 1.0a | 0.40a | Ua |
| PFDOAa    | 1.0 Ua        | 4.0a | 1.0a | 0.25a | Ua |
| PFTRDAa   | 1.0 Ua        | 4.0a | 1.0a | 0.29a | Ua |
| PFTEDAa   | 1.0 Ua        | 4.0a | 1.0a | 0.43a | Ua |
| PFBSa     | 1.0 Ua        | 4.0a | 1.0a | 0.25a | Ua |
| PFPESa    | 1.0 Ua        | 4.0a | 1.0a | 0.29a | Ua |
| PFHXSa    | 1.0 Ua        | 4.0a | 1.0a | 0.25a | Ua |
| PFHPSa    | 1.0 Ua        | 4.0a | 1.0a | 0.28a | Ua |
| PFOSa     | 1.0 Ua        | 4.0a | 1.0a | 0.25a | Ua |
| PFNSa     | 2.0 Ua        | 4.0a | 2.0a | 1.2a  | Ua |
| PFDSa     | 1.0 Ua        | 4.0a | 1.0a | 0.32a | Ua |
| 4:2FTSa   | 2.0 Ua        | 16a  | 2.0a | 0.54a | Ua |
| 6:2FTSa   | 1.0 Ua        | 16a  | 1.0a | 0.45a | Ua |
| 8:2FTSa   | 3.0 Ua        | 16a  | 3.0a | 1.0a  | Ua |
| PFOSAa    | 1.0 Ua        | 16a  | 1.0a | 0.25a | Ua |
| NMeFOSAa  | 10 Ua         | 16a  | 10a  | 4.9a  | Ua |
| NEtFOSAa  | 10 Ua         | 16a  | 10a  | 4.9a  | Ua |
| NMeFOSAAa | 1.0 Ua        | 4.0a | 1.0a | 0.36a | Ua |
| NEtFOSAAa | 1.0 Ua        | 4.0a | 1.0a | 0.25a | Ua |
| NMeFOSEa  | 6.0 Ua        | 16a  | 6.0a | 3.0a  | Ua |
| NEtFOSEa  | 6.0 Ua        | 16a  | 6.0a | 3.0a  | Ua |
| HFPO-DAa  | 5.0 Ua        | 8.0a | 5.0a | 2.4a  | Ua |
| ADONa     | 3.0 Ua        | 8.0a | 3.0a | 1.2a  | Ua |

**ANALYSIS DATA SHEET**

Blanka

|              |                  |                 |                      |
|--------------|------------------|-----------------|----------------------|
| Laboratory:a | APPL, LLCa       | Work Order:a    | 22L0004a             |
| Client:a     | Tidewater, Inc.a | Project:a       | NASA JPL Sla         |
| Matrix:a     | Watera           | Laboratory ID:a | BBL0249-BLK1a        |
| Sampled:a    |                  | Prepared:a      | 12/13/22 09:44a      |
| Solids:a     |                  | Preparation:a   | Table B-15a          |
| Batch:a      | BBL0249a         | Sequence:a      | SB03860a             |
| Column:a     | 1a               | Calibration:a   | 2251019a             |
|              |                  |                 | Instrument:a Saphira |
|              |                  |                 |                      |

| COMPOUNDL     | CONC. (ng/L)L | OQL  | OD   | D   | QL |
|---------------|---------------|------|------|-----|----|
| 9CL-PF3ONSa   | 3.0 Ua        | 8.0a | 3.0a | 1.2 | Ua |
| 11CL-PF3OUDSa | 3.0 Ua        | 8.0a | 3.0a | 1.2 | Ua |



Chemist: ABK  
 Instrument: Saphira  
 Type: Sciex Q3 5500

Sample I.D.: BBL0249-BLK1  
 DF, IV: 1, 10.0µL  
 Acquisition Method: 1633 2022-12-13.dam

Quant Method: 1633 - S2022-12-15A  
 Path: S2022-12-15C (5)  
 Acquired: 2022/12/16 - 00:51

| Analyte | (Q1 / Q3)<br>Area Counts*min                     | R.T.<br>(R.T [min], R.R.T.)<br>(ΔRT-I[min], ΔRT-CV[min], ΔRT ion[s]) | S / N      | Ion Ratio<br>IR Vs MP%<br>IR Vs CV% | Concentration<br>[ True ] ng/mL | Q.C.<br>Rec.<br>{Area%CV} | Primary<br>Transition | Confirmation<br>Transition | Flag |
|---------|--|--|------------|-------------------------------------|---------------------------------|---------------------------|-----------------------|----------------------------|------|
| PFBA    | (212.9 / 169.0)<br>N/A                           | (N/A, N/A)<br>(N/A, N/A, N/A)  | N/A        | N/A<br>0.0<br>0.0                   | 0.0000                          | N/A                       |                       |                            |      |
| PFPeA   | (262.9 / 219.0)<br>N/A<br>(262.9 / 69.0)<br>N/A  | (N/A, N/A)<br>(N/A, N/A, N/A)  | N/A<br>N/A | N/A<br>0.0<br>0.0                   | 0.0000                          | N/A                       |                       |                            |      |
| PFHxA   | (313.0 / 269.0)<br>N/A<br>(313.0 / 119.0)<br>N/A | (N/A, N/A)<br>(N/A, N/A, N/A)  | N/A<br>N/A | N/A<br>0.0<br>0.0                   | 0.0000                          | N/A                       |                       |                            |      |
| PFHpA   | (363.0 / 319.0)<br>N/A<br>(363.0 / 169.0)<br>N/A | (N/A, N/A)<br>(N/A, N/A, N/A)  | N/A<br>N/A | N/A<br>0.0<br>0.0                   | 0.0000                          | N/A                       |                       |                            |      |
| PFOA    | (413.0 / 369.0)<br>N/A<br>(413.0 / 169.0)<br>N/A | (N/A, N/A)<br>(N/A, N/A, N/A)  | N/A<br>N/A | N/A<br>0.0<br>0.0                   | 0.0000                          | N/A                       |                       |                            |      |
| PFNA    | (463.0 / 419.0)<br>N/A<br>(463.0 / 169.0)<br>N/A | (N/A, N/A)<br>(N/A, N/A, N/A)  | N/A<br>N/A | N/A<br>0.0<br>0.0                   | 0.0000                          | N/A                       |                       |                            |      |
| PFDA    | (513.0 / 469.0)<br>N/A<br>(513.0 / 169.0)<br>N/A | (N/A, N/A)<br>(N/A, N/A, N/A)  | N/A<br>N/A | N/A<br>0.0<br>0.0                   | 0.0000                          | N/A                       |                       |                            |      |
| PFUnA   | (563.0 / 519.0)<br>N/A<br>(563.0 / 169.0)<br>N/A | (N/A, N/A)<br>(N/A, N/A, N/A)  | N/A<br>N/A | N/A<br>0.0<br>0.0                   | 0.0000                          | N/A                       |                       |                            |      |
| PFDoA   | (613.0 / 569.0)<br>N/A<br>(613.0 / 169.0)<br>N/A | (N/A, N/A)<br>(N/A, N/A, N/A)  | N/A<br>N/A | N/A<br>0.0<br>0.0                   | 0.0000                          | N/A                       |                       |                            |      |
| PFTrDA  | (663.0 / 619.0)<br>N/A<br>(663.0 / 169.0)<br>N/A | (N/A, N/A)<br>(N/A, N/A, N/A)  | N/A<br>N/A | N/A<br>0.0<br>0.0                   | 0.0000                          | N/A                       |                       |                            |      |
| PFTeDA  | (713.0 / 669.0)<br>N/A<br>(713.0 / 169.0)<br>N/A | (N/A, N/A)<br>(N/A, N/A, N/A)  | N/A<br>N/A | N/A<br>0.0<br>0.0                   | 0.0000                          | N/A                       |                       |                            |      |



Chemist: ABK  
 Instrument: Saphira  
 Type: Sciex Q3 5500

Sample I.D.: BBL0249-BLK1  
 DF, IV: 1, 10.0µL  
 Acquisition Method: 1633 2022-12-13.dam

Quant Method: 1633 - S2022-12-15A  
 Path: S2022-12-15C (5)  
 Acquired: 2022/12/16 - 00:51

| Analyte | (Q1 / Q3)<br>Area Counts*min                        | R.T.<br>(R.T [min], R.R.T.)<br>(ΔRT-[min], ΔRT-CV[min], ΔRT ion[s]) | S / N      | Ion Ratio<br>IR Vs MP%<br>IR Vs CV% | Concentration<br>[ True ] ng/mL | Q.C.<br>Rec.<br>{Area%CV} | Primary<br>Transition | Confirmation<br>Transition | Flag |
|---------|---|---|------------|-------------------------------------|---------------------------------|---------------------------|-----------------------|----------------------------|------|
| PFBS    | ( 298.9 / 80.0 )<br>N/A<br>( 298.9 / 99.0 )<br>N/A  | ( N/A , N/A )<br>( N/A , N/A , N/A )                                | N/A<br>N/A | N/A<br>0.0<br>0.0                   | 0.0000                          | N/A                       |                       |                            |      |
| PFPeS   | ( 349.0 / 80.0 )<br>N/A<br>( 349.0 / 99.0 )<br>N/A  | ( N/A , N/A )<br>( N/A , N/A , N/A )                                | N/A<br>N/A | N/A<br>0.0<br>0.0                   | 0.0000                          | N/A                       |                       |                            |      |
| PFHxS   | ( 399.0 / 80.0 )<br>N/A<br>( 399.0 / 99.0 )<br>N/A  | ( N/A , N/A )<br>( N/A , N/A , N/A )                                | N/A<br>N/A | N/A<br>0.0<br>0.0                   | 0.0000                          | N/A                       |                       |                            |      |
| PFHpS   | ( 449.0 / 80.0 )<br>N/A<br>( 449.0 / 99.0 )<br>N/A  | ( N/A , N/A )<br>( N/A , N/A , N/A )                                | N/A<br>N/A | N/A<br>0.0<br>0.0                   | 0.0000                          | N/A                       |                       |                            |      |
| PFOS    | ( 499.0 / 80.0 )<br>N/A<br>( 499.0 / 99.0 )<br>N/A  | ( N/A , N/A )<br>( N/A , N/A , N/A )                                | N/A<br>N/A | N/A<br>0.0<br>0.0                   | 0.0000                          | N/A                       |                       |                            |      |
| PFNS    | ( 549.0 / 80.0 )<br>N/A<br>( 549.0 / 99.0 )<br>N/A  | ( N/A , N/A )<br>( N/A , N/A , N/A )                                | N/A<br>N/A | N/A<br>0.0<br>0.0                   | 0.0000                          | N/A                       |                       |                            |      |
| PFDs    | ( 599.0 / 80.0 )<br>N/A<br>( 599.0 / 99.0 )<br>N/A  | ( N/A , N/A )<br>( N/A , N/A , N/A )                                | N/A<br>N/A | N/A<br>0.0<br>0.0                   | 0.0000                          | N/A                       |                       |                            |      |
| PFDoS   | ( 698.9 / 80.0 )<br>N/A<br>( 698.9 / 99.0 )<br>N/A  | ( N/A , N/A )<br>( N/A , N/A , N/A )                                | N/A<br>N/A | N/A<br>0.0<br>0.0                   | 0.0000                          | N/A                       |                       |                            |      |
| 4:2FTS  | ( 327.0 / 307.0 )<br>N/A<br>( 327.0 / 81.0 )<br>N/A | ( N/A , N/A )<br>( N/A , N/A , N/A )                                | N/A<br>N/A | N/A<br>0.0<br>0.0                   | 0.0000                          | N/A                       |                       |                            |      |
| 6:2FTS  | ( 427.0 / 407.0 )<br>N/A<br>( 427.0 / 81.0 )<br>N/A | ( N/A , N/A )<br>( N/A , N/A , N/A )                                | N/A<br>N/A | N/A<br>0.0<br>0.0                   | 0.0000                          | N/A                       |                       |                            |      |
| 8:2FTS  | ( 527.0 / 507.0 )<br>N/A<br>( 527.0 / 81.0 )<br>N/A | ( N/A , N/A )<br>( N/A , N/A , N/A )                                | N/A<br>N/A | N/A<br>0.0<br>0.0                   | 0.0000                          | N/A                       |                       |                            |      |

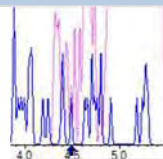
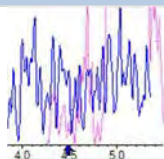
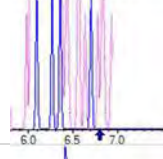
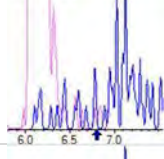
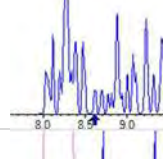
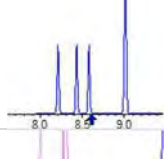
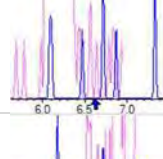
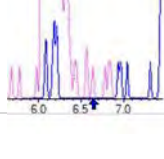
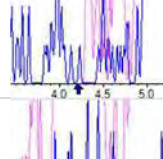
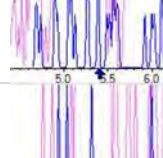
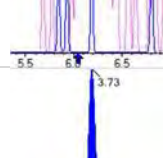
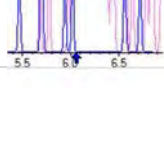
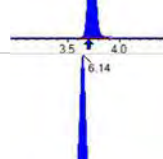
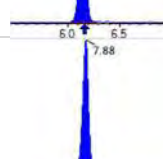
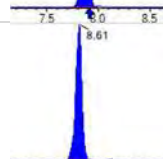



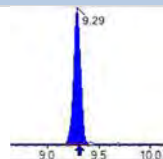
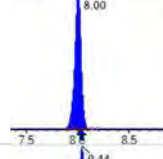
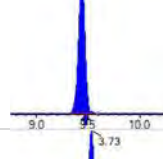
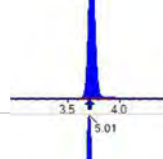
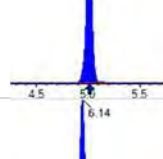
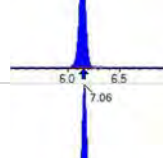
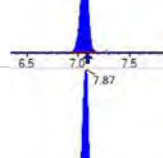
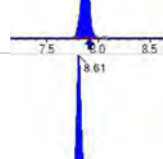

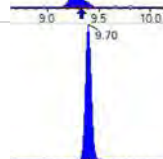

Chemist: ABK  
 Instrument: Saphira  
 Type: Sciex Q3 5500

Sample I.D.: BBL0249-BLK1  
 DF, IV: 1, 10.0µL  
 Acquisition Method: 1633 2022-12-13.dam

Quant Method: 1633 - S2022-12-15A  
 Path: S2022-12-15C (5)  
 Acquired: 2022/12/16 - 00:51

| Analyte      | (Q1 / Q3)<br>Area Counts*min                     | R.T.<br>(R.T [min], R.R.T.)<br>(ΔRT-I[min], ΔRT-CV[min], ΔRT ion[s]) | S / N      | Ion Ratio<br>IR Vs MP%<br>IR Vs CV% | Concentration<br>[ True ] ng/mL | Q.C.<br>Rec.<br>{Area%CV} | Primary<br>Transition | Confirmation<br>Transition | Flag |
|--------------|--|--|------------|-------------------------------------|---------------------------------|---------------------------|-----------------------|----------------------------|------|
| PFOSA        | (498.0 / 78.0)<br>N/A<br>(498.0 / 478.0)<br>N/A  | (N/A, N/A)<br>(N/A, N/A, N/A)  | N/A<br>N/A | N/A<br>0.0<br>0.0                   | 0.0000                          | N/A                       |                       |                            |      |
| NMeFOSA      | (511.9 / 219.0)<br>N/A<br>(511.9 / 169.0)<br>N/A | (N/A, N/A)<br>(N/A, N/A, N/A)  | N/A<br>N/A | N/A<br>0.0<br>0.0                   | 0.0000                          | N/A                       |                       |                            |      |
| NEtFOSA      | (526.0 / 219.0)<br>N/A<br>(526.0 / 169.0)<br>N/A | (N/A, N/A)<br>(N/A, N/A, N/A)  | N/A<br>N/A | N/A<br>0.0<br>0.0                   | 0.0000                          | N/A                       |                       |                            |      |
| NMeFOSAA     | (570.0 / 419.0)<br>N/A<br>(570.0 / 483.0)<br>N/A | (N/A, N/A)<br>(N/A, N/A, N/A)  | N/A<br>N/A | N/A<br>0.0<br>0.0                   | 0.0000                          | N/A                       |                       |                            |      |
| NEtFOSAA     | (584.0 / 419.0)<br>N/A<br>(584.0 / 526.0)<br>N/A | (N/A, N/A)<br>(N/A, N/A, N/A)  | N/A<br>N/A | N/A<br>0.0<br>0.0                   | 0.0000                          | N/A                       |                       |                            |      |
| NMeFOSE      | (616.1 / 59.0)<br>N/A                            | (N/A, N/A)<br>(N/A, N/A, N/A)  | N/A        | N/A<br>0.0<br>0.0                   | 0.0000                          | N/A                       |                       |                            |      |
| NEtFOSE      | (630.0 / 59.0)<br>N/A                            | (N/A, N/A)<br>(N/A, N/A, N/A)  | N/A        | N/A<br>0.0<br>0.0                   | 0.0000                          | N/A                       |                       |                            |      |
| HFPO-DA      | (285.0 / 169.0)<br>N/A<br>(285.0 / 185.0)<br>N/A | (N/A, N/A)<br>(N/A, N/A, N/A)  | N/A<br>N/A | N/A<br>0.0<br>0.0                   | 0.0000                          | N/A                       |                       |                            |      |
| ADONA        | (377.0 / 85.0)<br>N/A<br>(377.0 / 251.0)<br>N/A  | (N/A, N/A)<br>(N/A, N/A, N/A)  | N/A<br>N/A | N/A<br>0.0<br>0.0                   | 0.0000                          | N/A                       |                       |                            |      |
| 9Cl-Pf3ONS   | (531.0 / 351.0)<br>N/A<br>(533.0 / 353.0)<br>N/A | (N/A, N/A)<br>(N/A, N/A, N/A)  | N/A<br>N/A | N/A<br>0.0<br>0.0                   | 0.0000                          | N/A                       |                       |                            |      |
| 11Cl-Pf3OUDS | (631.0 / 451.0)<br>N/A<br>(633.0 / 453.0)<br>N/A | (N/A, N/A)<br>(N/A, N/A, N/A)  | N/A<br>N/A | N/A<br>0.0<br>0.0                   | 0.0000                          | N/A                       |                       |                            |      |

| Analyte        | (Q1 / Q3)<br>Area Counts*min                     | R.T.<br>(R.T [min], R.R.T.)<br>( $\Delta$ RT-[min], $\Delta$ RT-<br>CV[min], $\Delta$ RT ion[s]) | S / N      | Ion Ratio<br>IR Vs MP%<br>IR Vs CV% | Concentration<br>[ True ] ng/mL | Q.C.<br>Rec.<br>{Area%CV} | Primary<br>Transition   | Confirmation<br>Transition  | Flag |
|----------------|--|--|------------|-------------------------------------|---------------------------------|---------------------------|---|---|------|
| 3:3FTCA        | (241.0 / 177.0)<br>N/A<br>(241.0 / 117.0)<br>N/A | (N/A, N/A)<br>(N/A, N/A, N/A)  | N/A<br>N/A | N/A<br>0.0<br>0.0                   | 0.0000                          | N/A                       |    |    |      |
| 5:3FTCA        | (341.0 / 236.7)<br>N/A<br>(341.0 / 217.0)<br>N/A | (N/A, N/A)<br>(N/A, N/A, N/A)  | N/A<br>N/A | N/A<br>0.0<br>0.0                   | 0.0000                          | N/A                       |    |    |      |
| 7:3FTCA        | (441.0 / 317.0)<br>N/A<br>(441.0 / 337.0)<br>N/A | (N/A, N/A)<br>(N/A, N/A, N/A)  | N/A<br>N/A | N/A<br>0.0<br>0.0                   | 0.0000                          | N/A                       |    |    |      |
| PFEESA         | (315.0 / 135.0)<br>N/A<br>(315.0 / 83.0)<br>N/A  | (N/A, N/A)<br>(N/A, N/A, N/A)  | N/A<br>N/A | N/A<br>0.0<br>0.0                   | 0.0000                          | N/A                       |    |    |      |
| PFMPA          | (229.0 / 85.0)<br>N/A                            | (N/A, N/A)<br>(N/A, N/A, N/A)  | N/A        | N/A<br>0.0<br>0.0                   | 0.0000                          | N/A                       |   |   |      |
| PFMBA          | (279.0 / 85.0)<br>N/A                            | (N/A, N/A)<br>(N/A, N/A, N/A)  | N/A        | N/A<br>0.0<br>0.0                   | 0.0000                          | N/A                       |  |   |      |
| NFDHA          | (201.0 / 85.0)<br>N/A<br>(295.0 / 201.0)<br>N/A  | (N/A, N/A)<br>(N/A, N/A, N/A)  | N/A<br>N/A | N/A<br>0.0<br>0.0                   | 0.0000                          | N/A                       |  |  |      |
| 13C3_PFBA_IIS  | (216.0 / 172.0)<br>85238                         | (3.73, N/A)<br>(N/A, 0.05, N/A)  | 835.0      | N/A                                 | 0.9749<br>[ 1.0000 ]            | 97.5%<br>{ 102.4% }       |  |   |      |
| 13C2_PFHxA_IIS | (315.1 / 270.0)<br>137794                        | (6.14, N/A)<br>(N/A, 0.01, N/A)  | 366.1      | N/A                                 | 1.0473<br>[ 1.0000 ]            | 104.7%<br>{ 104.3% }      |  |   |      |
| 13C4_PFOA_IIS  | (417.0 / 372.0)<br>144520                        | (7.88, N/A)<br>(N/A, 0.00, N/A)  | 578.6      | N/A                                 | 1.1546<br>[ 1.0000 ]            | 115.5%<br>{ 118.0% }      |  |   |      |
| 13C5_PFNA_IIS  | (468.0 / 423.0)<br>102138                        | (8.61, N/A)<br>(N/A, 0.00, N/A)  | 408.6      | N/A                                 | 1.0233<br>[ 1.0000 ]            | 102.3%<br>{ 106.1% }      |  |   |      |

| Analyte        | (Q1 / Q3)<br>Area Counts*min | R.T.<br>(R.T [min], R.R.T.)<br>( $\Delta$ RT-[min], $\Delta$ RT-<br>CV[min], $\Delta$ RT ion[s]) | S / N | Ion Ratio<br>IR Vs MP%<br>IR Vs CV% | Concentration<br>[ True ] ng/mL | Q.C.<br>Rec.<br>{Area%CV} | Primary<br>Transition   | Confirmation<br>Transition | Flag |
|----------------|------------------------------|--|-------|-------------------------------------|---------------------------------|---------------------------|---|----------------------------|------|
| 13C2_PFDA_IIS  | (515.1 / 470.1)<br>105417    | (9.29, N/A)<br>(N/A, 0.00, N/A)  | 512.9 | N/A                                 | 1.0165<br>[ 1.0000 ]            | 101.7%<br>{ 105.6% }      |    |                            |      |
| 18O2_PFHxS_IIS | (403.0 / 83.9)<br>231147     | (8.00, N/A)<br>(N/A, 0.00, N/A)  | 779.4 | N/A                                 | 0.9770<br>[ 1.0000 ]            | 97.7%<br>{ 104.1% }       |    |                            |      |
| 13C4_PFOS_IIS  | (502.8 / 79.9)<br>170294     | (9.44, N/A)<br>(N/A, 0.00, N/A)  | 330.5 | N/A                                 | 0.8488<br>[ 1.0000 ]            | 84.9%<br>{ 86.1% }        |    |                            |      |
| 13C4_PFBA_EIS  | (217.0 / 172.0)<br>567263    | (3.73, N/A)<br>(N/A, 0.05, N/A)  | 950.0 | N/A                                 | 6.4280<br>[ 8.0000 ]            | 80.3%<br>{ 84.5% }        |    |                            |      |
| 13C5_PFPeA_EIS | (267.9 / 223.0)<br>330972    | (5.01, N/A)<br>(N/A, 0.02, N/A)  | 865.3 | N/A                                 | 3.2626<br>[ 4.0000 ]            | 81.6%<br>{ 87.0% }        |   |                            |      |
| 13C5_PFHxA_EIS | (318.0 / 273.0)<br>254512    | (6.14, N/A)<br>(N/A, 0.01, N/A)  | 732.8 | N/A                                 | 1.5690<br>[ 2.0000 ]            | 78.5%<br>{ 89.3% }        |  |                            |      |
| 13C4_PFHpA_EIS | (367.0 / 322.0)<br>220372    | (7.06, N/A)<br>(N/A, 0.00, N/A)  | 528.2 | N/A                                 | 1.5377<br>[ 2.0000 ]            | 76.9%<br>{ 84.3% }        |  |                            |      |
| 13C8_PFOA_EIS  | (421.0 / 376.0)<br>241601    | (7.87, N/A)<br>(N/A, 0.00, N/A)  | 687.6 | N/A                                 | 1.5129<br>[ 2.0000 ]            | 75.6%<br>{ 95.9% }        |  |                            |      |
| 13C9_PFNA_EIS  | (472.0 / 427.0)<br>101418    | (8.61, N/A)<br>(N/A, -0.01, N/A)   | 255.0 | N/A                                 | 0.9090<br>[ 1.0000 ]            | 90.9%<br>{ 107.6% }       |  |                            |      |
| 13C6_PFDA_EIS  | (519.0 / 474.0)<br>109010    | (9.29, N/A)<br>(N/A, 0.00, N/A)  | 359.4 | N/A                                 | 0.7631<br>[ 1.0000 ]            | 76.3%<br>{ 83.5% }        |  |                            |      |
| 13C7_PFUnA_EIS | (570.0 / 525.0)<br>188443    | (9.70, N/A)<br>(N/A, 0.00, N/A)  | 555.2 | N/A                                 | 0.9162<br>[ 1.0000 ]            | 91.6%<br>{ 125.9% }       |  |                            |      |

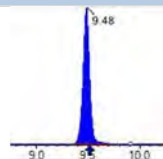
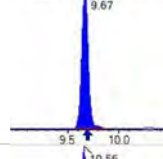
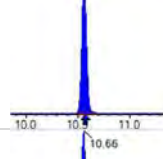
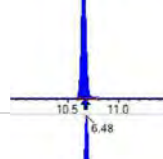
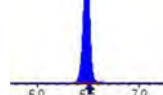


Chemist: ABK  
 Instrument: Saphira  
 Type: Sciex Q3 5500

Sample I.D.: BBL0249-BLK1  
 DF, IV: 1, 10.0µL  
 Acquisition Method: 1633 2022-12-13.dam

Quant Method: 1633 - S2022-12-15A  
 Path: S2022-12-15C (5)  
 Acquired: 2022/12/16 - 00:51

| Analyte         | (Q1 / Q3)<br>Area Counts*min | R.T.<br>(R.T [min], R.R.T.)<br>(ΔRT-I[min], ΔRT-CV[min], ΔRT ion[s]) | S / N | Ion Ratio<br>IR Vs MP%<br>IR Vs CV% | Concentration<br>[ True ] ng/mL | Q.C.<br>Rec.<br>{Area%CV} | Primary<br>Transition | Confirmation<br>Transition | Flag |
|-----------------|------------------------------|--|-------|-------------------------------------|---------------------------------|---------------------------|-----------------------|----------------------------|------|
| 13C2_PFDa_EIS   | (615.0 / 570.0)<br>161576    | (9.88, N/A)<br>(N/A, 0.00, N/A)                                      | 350.7 | N/A                                 | 0.6966<br>[ 1.0000 ]            | 69.7%<br>{ 66.8% }        |                       |                            |      |
| 13C2_PFTeDA_EIS | (715.0 / 670.0)<br>105924    | (10.11, N/A)<br>(N/A, 0.00, N/A)                                     | 311.2 | N/A                                 | 0.7514<br>[ 1.0000 ]            | 75.1%<br>{ 79.9% }        |                       |                            |      |
| 13C3_PFBs_EIS   | (302.0 / 80.0)<br>630172     | (6.10, N/A)<br>(N/A, 0.01, N/A)                                      | 824.2 | N/A                                 | 1.6693<br>[ 2.0000 ]            | 83.5%<br>{ 84.6% }        |                       |                            |      |
| 13C3_PFHxS_EIS  | (402.0 / 80.0)<br>328770     | (8.00, N/A)<br>(N/A, 0.00, N/A)                                      | 933.3 | N/A                                 | 1.6793<br>[ 2.0000 ]            | 84.0%<br>{ 91.3% }        |                       |                            |      |
| 13C8_PFOS_EIS   | (507.0 / 80.0)<br>459801     | (9.44, N/A)<br>(N/A, 0.00, N/A)                                      | 344.4 | N/A                                 | 1.6437<br>[ 2.0000 ]            | 82.2%<br>{ 74.2% }        |                       |                            |      |
| 13C2_4:2FTS_EIS | (329.0 / 81.0)<br>81139      | (5.81, N/A)<br>(N/A, 0.01, N/A)                                      | 528.0 | N/A                                 | 3.8117<br>[ 4.0000 ]            | 95.3%<br>{ 89.0% }        |                       |                            |      |
| 13C2_6:2FTS_EIS | (429.0 / 81.0)<br>96802      | (7.53, N/A)<br>(N/A, 0.00, N/A)                                      | 775.7 | N/A                                 | 3.5485<br>[ 4.0000 ]            | 88.7%<br>{ 87.3% }        |                       |                            |      |
| 13C2_8:2FTS_EIS | (529.0 / 81.0)<br>83082      | (8.95, N/A)<br>(N/A, 0.00, N/A)                                      | 290.6 | N/A                                 | 3.3971<br>[ 4.0000 ]            | 84.9%<br>{ 77.9% }        |                       |                            |      |
| 13C8_PFOsa_EIS  | (506.0 / 78.0)<br>765689     | (10.16, N/A)<br>(N/A, 0.00, N/A)                                     | 692.3 | N/A                                 | 1.8808<br>[ 2.0000 ]            | 94.0%<br>{ 83.7% }        |                       |                            |      |
| D3_NMeFOSA_EIS  | (515.0 / 169.0)<br>129336    | (10.60, N/A)<br>(N/A, 0.00, N/A)                                     | 570.9 | N/A                                 | 1.2752<br>[ 2.0000 ]            | 63.8%<br>{ 53.6% }        |                       |                            |      |
| D5_NEtFOSA_EIS  | (531.1 / 169.0)<br>103481    | (10.69, N/A)<br>(N/A, 0.00, N/A)                                     | 725.1 | N/A                                 | 1.0926<br>[ 2.0000 ]            | 54.6%<br>{ 44.1% }        |                       |                            |      |

| Analyte         | (Q1 / Q3)<br>Area Counts*min | R.T.<br>(R.T [min], R.R.T.)<br>( $\Delta$ RT-I[ $\mu$ min], $\Delta$ RT-<br>CV[ $\mu$ min], $\Delta$ RT ion[s]) | S / N  | Ion Ratio<br>IR Vs MP%<br>IR Vs CV% | Concentration<br>[ True ] ng/mL | Q.C.<br>Rec.<br>{Area%CV} | Primary<br>Transition  | Confirmation<br>Transition | Flag |
|-----------------|------------------------------|---|--------|-------------------------------------|---------------------------------|---------------------------|--|----------------------------|------|
| D3_MeFOSAA_EIS  | (573.0 / 419.0)<br>246449    | (9.48, N/A)<br>(N/A, 0.00, N/A)   | 218.0  | N/A                                 | 3.7557<br>[ 4.0000 ]            | 93.9%<br>{ 89.7% }        |   |                            |      |
| D5_EtFOSAA_EIS  | (589.0 / 419.0)<br>257828    | (9.67, N/A)<br>(N/A, 0.00, N/A)   | 282.8  | N/A                                 | 4.7277<br>[ 4.0000 ]            | 118.2%<br>{ 106.4% }      |   |                            |      |
| D7_NMeFOSE_EIS  | (623.2 / 58.9)<br>344192     | (10.56, N/A)<br>(N/A, 0.00, N/A)  | 1084.1 | N/A                                 | 17.6422<br>[ 20.0000 ]          | 88.2%<br>{ 74.8% }        |   |                            |      |
| D9_NEtFOSE_EIS  | (639.2 / 58.9)<br>170640     | (10.66, N/A)<br>(N/A, 0.00, N/A)  | 1090.5 | N/A                                 | 16.2424<br>[ 20.0000 ]          | 81.2%<br>{ 62.9% }        |   |                            |      |
| 13C3_HFPODA_EIS | (287.0 / 169.0)<br>688645    | (6.48, N/A)<br>(N/A, 0.01, N/A)   | 841.1  | N/A                                 | 6.9727<br>[ 8.0000 ]            | 87.2%<br>{ 96.5% }        |  |                            |      |

## ANALYSIS DATA SHEET

## LCSa

|              |                  |                 |                 |
|--------------|------------------|-----------------|-----------------|
| Laboratory:a | APPL, LLCa       | Work Order:a    | 22L0004a        |
| Client:a     | Tidewater, Inc.a | Project:a       | NASA JPL Sla    |
| Matrix:a     | Watera           | Laboratory ID:a | BBL0249-BS1a    |
| Sampled:a    |                  | Prepared:a      | 12/13/22 09:44a |
| Solids:a     |                  | Analyzed:a      | 12/16/22 01:03a |
| Batch:a      | BBL0249a         | Preparation:a   | Table B-15a     |
| Column:a     | 1a               | Dilution:a      | 1a              |
|              | Sequence:a       | SB03860a        | Calibration:a   |
|              |                  | 2251019a        | Instrument:a    |
|              |                  |                 | Saphira         |

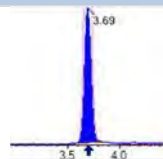
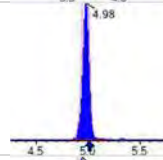
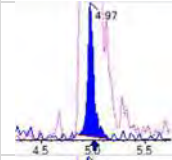
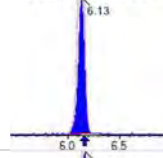
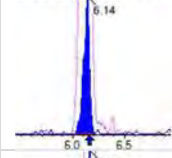
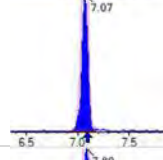
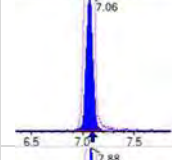
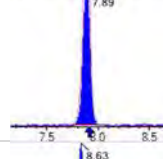
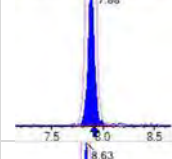
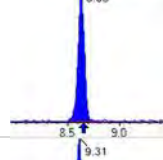
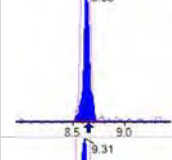
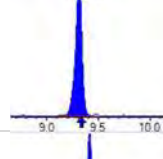
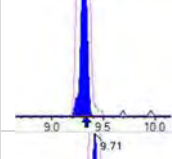
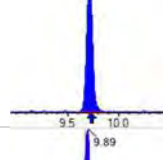
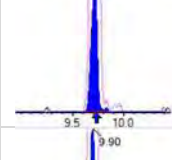
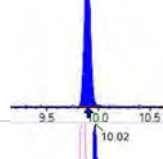
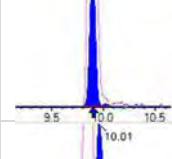
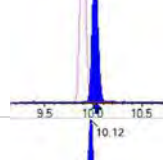
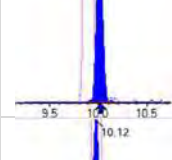
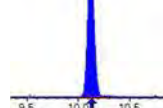
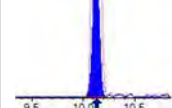
| COMPOUNDL | CONC. (ng/L)L | OQL  | DL    | QL   |
|-----------|---------------|------|-------|------|
| PFBAa     | 190a          | 16a  | 0.25a |      |
| PFPEAa    | 91.9a         | 8.0a | 0.31a |      |
| PFHXAa    | 40.8a         | 4.0a | 0.32a |      |
| PFHPAa    | 44.6a         | 4.0a | 0.25a |      |
| PFOAa     | 46.8a         | 4.0a | 0.41a |      |
| PFNAa     | 55.8a         | 4.0a | 0.25a | BS2a |
| PFDAa     | 50.8a         | 4.0a | 0.25a |      |
| PFUnAa    | 53.5a         | 4.0a | 0.40a | BS2a |
| PFDOAa    | 42.5a         | 4.0a | 0.25a |      |
| PFTRDAa   | 46.2a         | 4.0a | 0.29a |      |
| PFTEDAa   | 43.6a         | 4.0a | 0.43a |      |
| PFBSa     | 43.8a         | 4.0a | 0.25a |      |
| PFPESa    | 39.8a         | 4.0a | 0.29a |      |
| PFHXSa    | 38.6a         | 4.0a | 0.25a |      |
| PFHPSa    | 42.7a         | 4.0a | 0.28a |      |
| PFOSa     | 44.7a         | 4.0a | 0.25a |      |
| PFNSa     | 47.0a         | 4.0a | 1.2a  |      |
| PFDSa     | 46.2a         | 4.0a | 0.32a |      |
| 4:2FTSa   | 182a          | 16a  | 0.54a |      |
| 6:2FTSa   | 179a          | 16a  | 0.45a |      |
| 8:2FTSa   | 216a          | 16a  | 1.0a  | BS2a |
| PFOSAa    | 43.7a         | 16a  | 0.25a |      |
| NMeFOSAa  | 195a          | 16a  | 4.9a  |      |
| NEtFOSAa  | 208a          | 16a  | 4.9a  |      |
| NMeFOSAAa | 61.4a         | 4.0a | 0.36a | BS2a |
| NEtFOSAAa | 46.0a         | 4.0a | 0.25a |      |
| NMeFOSEa  | 182a          | 16a  | 3.0a  |      |
| NEtFOSEa  | 201a          | 16a  | 3.0a  |      |
| HFPO-DAa  | 85.2a         | 8.0a | 2.4a  |      |
| ADONa     | 84.8a         | 8.0a | 2.4a  |      |

**ANALYSIS DATA SHEET**

## LCSa

|              |                  |                 |                             |
|--------------|------------------|-----------------|-----------------------------|
| Laboratory:a | APPL, LLCa       | Work Order:a    | 22L0004a                    |
| Client:a     | Tidewater, Inc.a | Project:a       | NASA JPL Sla                |
| Matrix:a     | Watera           | Laboratory ID:a | BBL0249-BS1a                |
| Sampled:a    |                  | Prepared:a      | 12/13/22 09:44a             |
| Solids:a     |                  | Preparation:a   | Table B-15a                 |
| Batch:a      | BBL0249a         | Sequence:a      | SB03860a                    |
| Column:a     | 1a               | Calibration:a   | 2251019a                    |
|              |                  |                 | Instrument:a Saphira        |
|              |                  |                 | File ID:a S2022-12-15C (6)a |
|              |                  |                 | Analyzed:a 12/16/22 01:03a  |
|              |                  |                 | Dilution:a 1a               |

| COMPOUNDL     | CONC. (ng/L)L | OQL  | DL   | QL |
|---------------|---------------|------|------|----|
| 9CL-PF3ONSa   | 89.1a         | 8.0a | 1.2a |    |
| 11CL-PF3OUDSa | 73.3a         | 8.0a | 1.2a |    |

| Analyte | (Q1 / Q3)<br>Area Counts*min                          | R.T.<br>(R.T [min], R.R.T.)<br>( $\Delta$ RT-[min], $\Delta$ RT-<br>CV[min], $\Delta$ RT ion[s]) | S / N          | Ion Ratio<br>IR Vs MP%<br>IR Vs CV% | Concentration<br>[ True ] ng/mL | Q.C.<br>Rec.<br>{Area%CV} | Primary<br>Transition   | Confirmation<br>Transition  | Flag |
|---------|---|--|----------------|-------------------------------------|---------------------------------|---------------------------|---|---|------|
| PFBA    | (212.9 / 169.0)<br>262314                             | (3.69, 1.00)<br>(0.00, N/A, 0.0)   | 56.3           | N/A<br>0.0<br>0.0                   | 4.7493<br>[4.0000]              | 118.7%                    |    |   |      |
| PFPeA   | (262.9 / 219.0)<br>192496<br>(262.9 / 69.0)<br>2073   | (4.98, 1.00)<br>(0.00, N/A, 0.2)   | 643.7<br>54.0  | 0.0108<br>12620.5<br>88.5           | 2.2963<br>[2.0000]              | 114.8%                    |    |    |      |
| PFHxA   | (313.0 / 269.0)<br>144132<br>(313.0 / 119.0)<br>12931 | (6.13, 1.00)<br>(0.00, N/A, -0.3)  | 456.8<br>156.2 | 0.0897<br>91.5<br>92.5              | 1.0193<br>[1.0000]              | 101.9%                    |    |    |      |
| PFHpA   | (363.0 / 319.0)<br>129227<br>(363.0 / 169.0)<br>45829 | (7.07, 1.00)<br>(0.00, N/A, 0.3)   | 371.3<br>345.2 | 0.3546<br>113.5<br>127.6            | 1.1162<br>[1.0000]              | 111.6%                    |    |    |      |
| PFOA    | (413.0 / 369.0)<br>145593<br>(413.0 / 169.0)<br>46501 | (7.89, 1.00)<br>(0.00, N/A, 0.2)   | 388.2<br>257.3 | 0.3194<br>94.8<br>100.2             | 1.1695<br>[1.0000]              | 116.9%                    |   |   |      |
| PFNA    | (463.0 / 419.0)<br>104057<br>(463.0 / 169.0)<br>23290 | (8.63, 1.00)<br>(0.00, N/A, -0.2)  | 285.4<br>62.4  | 0.2238<br>111.5<br>109.5            | 1.3954<br>[1.0000]              | 139.5%                    |  |  | QC,  |
| PFDA    | (513.0 / 469.0)<br>157335<br>(513.0 / 169.0)<br>14790 | (9.31, 1.00)<br>(0.00, N/A, -0.1)  | 308.1<br>326.4 | 0.0940<br>118.1<br>103.4            | 1.2709<br>[1.0000]              | 127.1%                    |  |  |      |
| PFUnA   | (563.0 / 519.0)<br>184882<br>(563.0 / 169.0)<br>16693 | (9.72, 1.00)<br>(0.00, N/A, 0.1)   | 307.1<br>217.8 | 0.0903<br>80.6<br>105.3             | 1.3379<br>[1.0000]              | 133.8%                    |  |  | QC,  |
| PFDoA   | (613.0 / 569.0)<br>198370<br>(613.0 / 169.0)<br>32158 | (9.89, 1.00)<br>(0.00, N/A, -0.1)  | 452.5<br>179.4 | 0.1621<br>129.1<br>132.5            | 1.0617<br>[1.0000]              | 106.2%                    |  |  |      |
| PFTTrDA | (663.0 / 619.0)<br>178234<br>(663.0 / 169.0)<br>39588 | (10.02, 1.01)<br>(N/A, 0.01, 0.3)  | 321.0<br>216.4 | 0.2221<br>106.3<br>97.4             | 1.1559<br>[1.0000]              | 115.6%                    |  |  |      |
| PFTeDA  | (713.0 / 669.0)<br>147938<br>(713.0 / 169.0)<br>35624 | (10.12, 1.00)<br>(0.00, N/A, -0.1)   | 365.7<br>142.2 | 0.2408<br>106.1<br>135.2            | 1.0899<br>[1.0000]              | 109.0%                    |  |  |      |

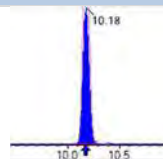
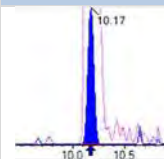
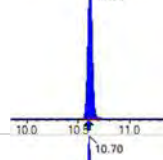
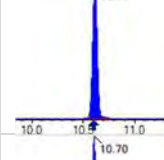
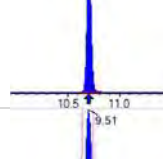
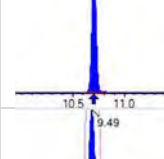
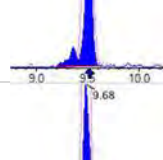
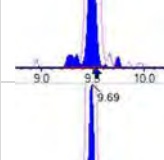
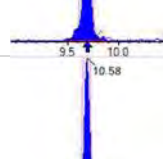
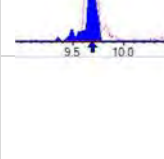
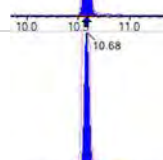
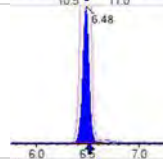
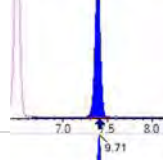
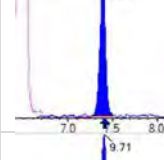
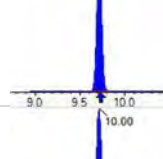
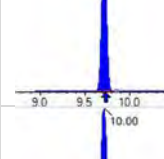

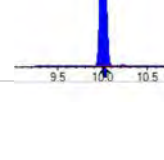
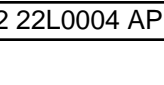
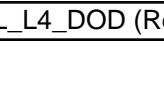


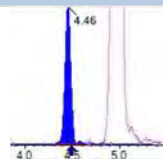
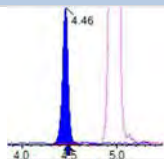
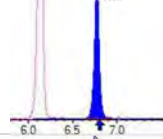
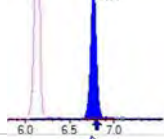
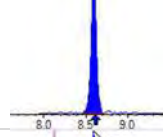
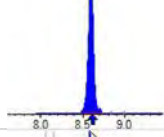
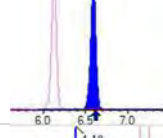
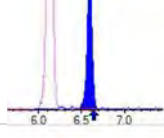
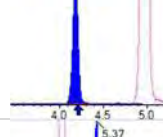
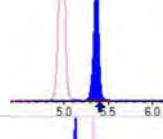
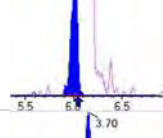
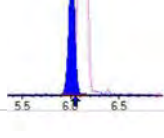
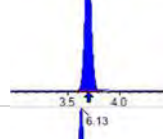
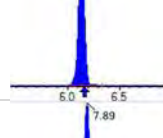
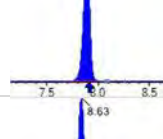
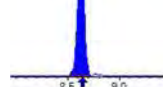
Chemist: ABK  
 Instrument: Saphira  
 Type: Sciex Q3 5500

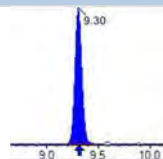
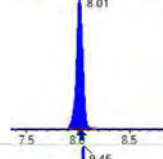
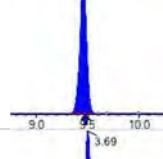
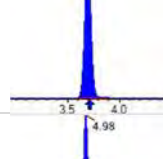
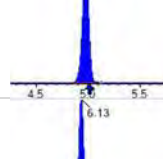
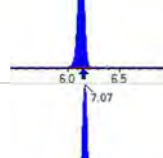
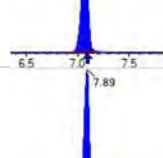
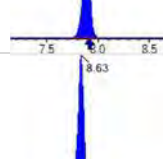
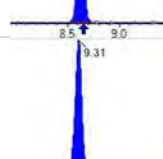
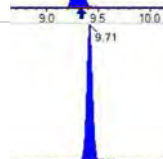

Sample I.D.: BBL0249-BS1  
 DF, IV: 1, 10.0µL  
 Acquisition Method: 1633 2022-12-13.dam

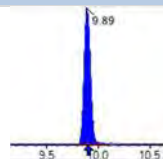
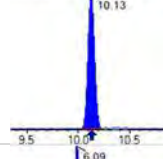
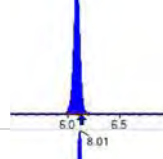
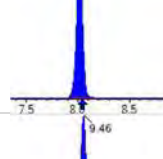
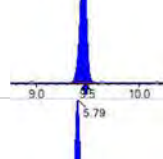
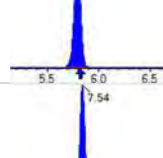
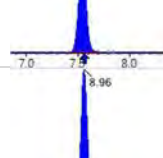
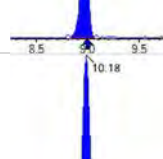
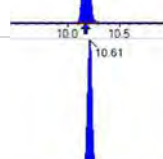
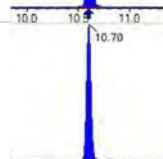

Quant Method: 1633 - S2022-12-15A  
 Path: S2022-12-15C (6)  
 Acquired: 2022/12/16 - 01:03

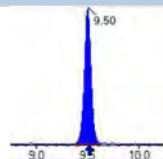
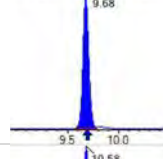
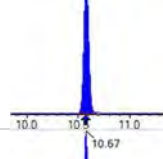
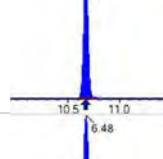
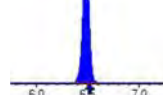
| Analyte | (Q1 / Q3)<br>Area Counts*min                          | R.T.<br>(R.T [min], R.R.T.)<br>( $\Delta$ RT-[min], $\Delta$ RT-<br>CV[min], $\Delta$ RT ion[s]) | S / N               | Ion Ratio<br>IR Vs MP%<br>IR Vs CV% | Concentration<br>[ True ] ng/mL | Q.C.<br>Rec.<br>{Area%CV} | Primary<br>Transition | Confirmation<br>Transition | Flag |
|---------|---|--|---------------------|-------------------------------------|---------------------------------|---------------------------|-----------------------|----------------------------|------|
| PFBS    | (298.9 / 80.0)<br>218624<br>(298.9 / 99.0)<br>148954  | (6.09, 1.00)<br>(0.00, N/A, -0.1)  | 752.0<br>565.7      | 0.6813<br>100.2<br>102.6            | 1.0959<br>[0.8847]              | 123.9%                    |                       |                            |      |
| PFPeS   | (349.0 / 80.0)<br>384304<br>(349.0 / 99.0)<br>140764  | (7.14, 0.89)<br>(N/A, 0.01, 0.1)   | 865.7<br>476.5      | 0.3663<br>98.1<br>107.1             | 0.9947<br>[0.9384]              | 106.0%                    |                       |                            |      |
| PFHxS   | (399.0 / 80.0)<br>315930<br>(399.0 / 99.0)<br>107467  | (8.01, 1.00)<br>(0.00, N/A, -0.1)  | 10890.4<br>305625.4 | 0.3402<br>99.2<br>102.8             | 0.9646<br>[0.9110]              | 105.9%                    |                       |                            |      |
| PFHpS   | (449.0 / 80.0)<br>283702<br>(449.0 / 99.0)<br>75542   | (8.78, 0.93)<br>(N/A, 0.02, 0.0)   | 558.5<br>362.1      | 0.2663<br>90.7<br>97.8              | 1.0669<br>[0.9514]              | 112.1%                    |                       |                            |      |
| PFOS    | (499.0 / 80.0)<br>368094<br>(499.0 / 99.0)<br>85200   | (9.46, 1.00)<br>(0.00, N/A, -0.2)  | 121.9<br>140.2      | 0.2315<br>101.3<br>106.7            | 1.1166<br>[0.9275]              | 120.4%                    |                       |                            |      |
| PFNS    | (549.0 / 80.0)<br>445677<br>(549.0 / 99.0)<br>131179  | (9.76, 1.03)<br>(N/A, 0.01, 0.0)   | 654.1<br>509.6      | 0.2943<br>117.9<br>111.6            | 1.1757<br>[0.9599]              | 122.5%                    |                       |                            |      |
| PFDS    | (599.0 / 80.0)<br>540151<br>(599.0 / 99.0)<br>127206  | (9.91, 1.05)<br>(N/A, 0.01, 0.2)   | 615.0<br>448.6      | 0.2355<br>92.4<br>107.9             | 1.1548<br>[0.9631]              | 119.9%                    |                       |                            |      |
| PFDoS   | (698.9 / 80.0)<br>284196<br>(698.9 / 99.0)<br>73303   | (10.11, 1.07)<br>(N/A, 0.01, 0.0)  | 735.3<br>323.5      | 0.2579<br>125.5<br>109.3            | 1.1640<br>[0.9696]              | 120.1%                    |                       |                            |      |
| 4:2FTS  | (327.0 / 307.0)<br>314426<br>(327.0 / 81.0)<br>179828 | (5.79, 1.00)<br>(0.00, N/A, -0.1)  | 871.8<br>503.6      | 0.5719<br>114.4<br>97.0             | 4.5443<br>[3.7381]              | 121.6%                    |                       |                            |      |
| 6:2FTS  | (427.0 / 407.0)<br>178326<br>(427.0 / 81.0)<br>146281 | (7.55, 1.00)<br>(0.01, N/A, 0.3)   | 560.6<br>571.0      | 0.8203<br>114.5<br>117.9            | 4.4668<br>[3.7962]              | 117.7%                    |                       |                            |      |
| 8:2FTS  | (527.0 / 507.0)<br>160298<br>(527.0 / 81.0)<br>107443 | (8.96, 1.00)<br>(0.00, N/A, -0.1)  | 476.3<br>300.1      | 0.6703<br>95.3<br>105.5             | 5.3906<br>[3.8332]              | 140.6%                    |                       |                            | QC,  |

| Analyte      | (Q1 / Q3)<br>Area Counts*min                                | R.T.<br>(R.T [min], R.R.T.)<br>( $\Delta$ RT-[min], $\Delta$ RT-<br>CV[min], $\Delta$ RT ion[s]) | S / N            | Ion Ratio<br>IR Vs MP%<br>IR Vs CV% | Concentration<br>[ True ] ng/mL | Q.C.<br>Rec.<br>{Area%CV} | Primary<br>Transition   | Confirmation<br>Transition  | Flag |
|--------------|---|--|------------------|-------------------------------------|---------------------------------|---------------------------|---|---|------|
| PFOSA        | ( 498.0 / 78.0 )<br>506320<br>( 498.0 / 478.0 )<br>12857    | ( 10.18 , 1.00 )<br>( 0.00 , N/A , 0.0 )   | 706.1<br>185.3   | 0.0254<br>107.4<br>109.2            | 1.0926<br>[ 1.0000 ]            | 109.3%                    |    |    |      |
| NMeFOSA      | ( 511.9 / 219.0 )<br>295489<br>( 511.9 / 169.0 )<br>185372  | ( 10.61 , 1.00 )<br>( 0.00 , N/A , 0.1 )   | 661.0<br>958.9   | 0.6273<br>90.0<br>92.8              | 4.8742<br>[ 4.0000 ]            | 121.9%                    |    |    |      |
| NEIFOSA      | ( 526.0 / 219.0 )<br>290432<br>( 526.0 / 169.0 )<br>310659  | ( 10.70 , 1.00 )<br>( 0.00 , N/A , 0.0 )   | 1428.2<br>1184.1 | 1.0696<br>95.0<br>102.1             | 5.1920<br>[ 4.0000 ]            | 129.8%                    |    |    |      |
| NMeFOSAA     | ( 570.0 / 419.0 )<br>74609<br>( 570.0 / 483.0 )<br>33997    | ( 9.51 , 1.00 )<br>( 0.01 , N/A , 1.1 )  | 90.8<br>49986.1  | 0.4557<br>97.0<br>73.6              | 1.5340<br>[ 1.0000 ]            | 153.4%                    |    |    | QC.  |
| NEIFOSAA     | ( 584.0 / 419.0 )<br>69267<br>( 584.0 / 526.0 )<br>41823    | ( 9.68 , 1.00 )<br>( 0.00 , N/A , -0.1 )   | 708.6<br>493.1   | 0.6038<br>78.4<br>91.6              | 1.1509<br>[ 1.0000 ]            | 115.1%                    |   |   |      |
| NMeFOSE      | ( 616.1 / 59.0 )<br>115868                                  | ( 10.58 , 1.00 )<br>( 0.01 , N/A , 0.0 )   | 465.3            | N/A<br>0.0<br>0.0                   | 4.5498<br>[ 4.0000 ]            | 113.7%                    |  |   |      |
| NEtFOSE      | ( 630.0 / 59.0 )<br>32051                                   | ( 10.68 , 1.00 )<br>( 0.01 , N/A , 0.0 )   | 680.5            | N/A<br>0.0<br>0.0                   | 5.0203<br>[ 4.0000 ]            | 125.5%                    |  |   |      |
| HFPO-DA      | ( 285.0 / 169.0 )<br>120166<br>( 285.0 / 185.0 )<br>352796  | ( 6.48 , 1.00 )<br>( 0.00 , N/A , -0.1 )   | 577.6<br>703.7   | 2.9359<br>115.1<br>106.4            | 2.1299<br>[ 2.0000 ]            | 106.5%                    |  |  |      |
| ADONA        | ( 377.0 / 85.0 )<br>495791<br>( 377.0 / 251.0 )<br>61245    | ( 7.39 , 1.14 )<br>( N/A , 0.01 , -0.2 )   | 850.9<br>195.2   | 0.1235<br>98.5<br>94.9              | 2.1198<br>[ 1.8854 ]            | 112.4%                    |  |  |      |
| 9CI-Pf3ONS   | ( 531.0 / 351.0 )<br>1477379<br>( 533.0 / 353.0 )<br>421247 | ( 9.71 , 1.50 )<br>( N/A , 0.01 , 0.1 )  | 787.0<br>652.3   | 0.2851<br>90.0<br>91.0              | 2.2274<br>[ 1.8665 ]            | 119.3%                    |  |  |      |
| 11CI-PF3OUDS | ( 631.0 / 451.0 )<br>800969<br>( 633.0 / 453.0 )<br>269979  | ( 10.00 , 1.54 )<br>( N/A , 0.02 , 0.0 )   | 747.3<br>376.6   | 0.3371<br>115.2<br>110.2            | 1.8326<br>[ 1.8864 ]            | 97.1%                     |  |  |      |

| Analyte        | (Q1 / Q3)<br>Area Counts*min                           | R.T.<br>(R.T [min], R.R.T.)<br>( $\Delta$ RT-[min], $\Delta$ RT-<br>CV[min], $\Delta$ RT ion[s]) | S / N           | Ion Ratio<br>IR Vs MP%<br>IR Vs CV% | Concentration<br>[ True ] ng/mL | Q.C.<br>Rec.<br>{Area%CV} | Primary<br>Transition   | Confirmation<br>Transition  | Flag |
|----------------|--|--|-----------------|-------------------------------------|---------------------------------|---------------------------|---|---|------|
| 3:3FTCA        | (241.0 / 177.0)<br>15496<br>(241.0 / 117.0)<br>28481   | (4.46, 0.90)<br>(N/A, -0.01, -0.1)   | 400.6<br>346.2  | 1.8380<br>0.1<br>110.5              | 4.3099<br>[4.0000]              | 107.7%                    |    |    | IR1, |
| 5:3FTCA        | (341.0 / 236.7)<br>137299<br>(341.0 / 217.0)<br>192077 | (6.77, 1.10)<br>(N/A, 0.01, 0.2)   | 497.8<br>440.1  | 1.3990<br>88.5<br>87.7              | 4.7683<br>[4.0000]              | 119.2%                    |    |    |      |
| 7:3FTCA        | (441.0 / 317.0)<br>142227<br>(441.0 / 337.0)<br>123268 | (8.59, 1.40)<br>(N/A, 0.01, -0.1)  | 277.4<br>452.7  | 0.8667<br>106.6<br>97.3             | 4.3768<br>[4.0000]              | 109.4%                    |    |    |      |
| PFEESA         | (315.0 / 135.0)<br>316307<br>(315.0 / 83.0)<br>81026   | (6.59, 1.08)<br>(N/A, 0.00, 0.0)   | 976.6<br>356.3  | 0.2562<br>90.6<br>93.1              | 2.1782<br>[1.7849]              | 122.0%                    |    |    |      |
| PFMPA          | (229.0 / 85.0)<br>51725                                | (4.18, 0.84)<br>(N/A, 0.00, 0.0)   | 914.5           | N/A<br>0.0<br>0.0                   | 2.2861<br>[2.0000]              | 114.3%                    |   |   |      |
| PFMBA          | (279.0 / 85.0)<br>171295                               | (5.37, 1.08)<br>(N/A, -0.01, 0.0)  | 972.3           | N/A<br>0.0<br>0.0                   | 2.3192<br>[2.0000]              | 116.0%                    |  |   |      |
| NFDHA          | (201.0 / 85.0)<br>6869<br>(295.0 / 201.0)<br>46347     | (6.01, 0.98)<br>(N/A, 0.00, 0.0)   | 1198.0<br>409.2 | 6.7470<br>0.9<br>84.6               | 2.3498<br>[2.0000]              | 117.5%                    |  |  | IR1, |
| 13C3_PFBA_IIS  | (216.0 / 172.0)<br>87334                               | (3.70, N/A)<br>(N/A, 0.01, N/A)  | 851.6           | N/A                                 | 0.9989<br>[1.0000]              | 99.9%<br>{105.0%}         |  |   |      |
| 13C2_PFHxA_IIS | (315.1 / 270.0)<br>155506                              | (6.13, N/A)<br>(N/A, 0.00, N/A)  | 817.9           | N/A                                 | 1.1819<br>[1.0000]              | 118.2%<br>{117.8%}        |  |   |      |
| 13C4_PFOA_IIS  | (417.0 / 372.0)<br>134698                              | (7.89, N/A)<br>(N/A, 0.01, N/A)  | 508.8           | N/A                                 | 1.0761<br>[1.0000]              | 107.6%<br>{110.0%}        |  |   |      |
| 13C5_PFNA_IIS  | (468.0 / 423.0)<br>103100                              | (8.63, N/A)<br>(N/A, 0.01, N/A)  | 360.0           | N/A                                 | 1.0329<br>[1.0000]              | 103.3%<br>{107.1%}        |  |   |      |

| Analyte        | (Q1 / Q3)<br>Area Counts*min | R.T.<br>(R.T [min], R.R.T.)<br>( $\Delta$ RT-[min], $\Delta$ RT-<br>CV[min], $\Delta$ RT ion[s]) | S / N  | Ion Ratio<br>IR Vs MP%<br>IR Vs CV% | Concentration<br>[ True ] ng/mL | Q.C.<br>Rec.<br>{Area%CV} | Primary<br>Transition   | Confirmation<br>Transition | Flag |
|----------------|------------------------------|--|--------|-------------------------------------|---------------------------------|---------------------------|---|----------------------------|------|
| 13C2_PFDA_IIS  | (515.1 / 470.1)<br>109226    | (9.30, N/A)<br>(N/A, 0.01, N/A)  | 455.3  | N/A                                 | 1.0533<br>[ 1.0000 ]            | 105.3%<br>{ 109.4% }      |    |                            |      |
| 18O2_PFHxS_IIS | (403.0 / 83.9)<br>244009     | (8.01, N/A)<br>(N/A, 0.01, N/A)  | 1145.5 | N/A                                 | 1.0314<br>[ 1.0000 ]            | 103.1%<br>{ 109.9% }      |    |                            |      |
| 13C4_PFOS_IIS  | (502.8 / 79.9)<br>196352     | (9.45, N/A)<br>(N/A, 0.02, N/A)  | 318.1  | N/A                                 | 0.9787<br>[ 1.0000 ]            | 97.9%<br>{ 99.3% }        |    |                            |      |
| 13C4_PFBA_EIS  | (217.0 / 172.0)<br>665281    | (3.69, N/A)<br>(N/A, 0.01, N/A)  | 748.2  | N/A                                 | 7.3578<br>[ 8.0000 ]            | 92.0%<br>{ 99.1% }        |    |                            |      |
| 13C5_PFPeA_EIS | (267.9 / 223.0)<br>370363    | (4.98, N/A)<br>(N/A, -0.01, N/A)   | 827.3  | N/A                                 | 3.2350<br>[ 4.0000 ]            | 80.9%<br>{ 97.3% }        |   |                            |      |
| 13C5_PFHxA_EIS | (318.0 / 273.0)<br>311724    | (6.13, N/A)<br>(N/A, 0.00, N/A)  | 748.1  | N/A                                 | 1.7028<br>[ 2.0000 ]            | 85.1%<br>{ 109.4% }       |  |                            |      |
| 13C4_PFHpA_EIS | (367.0 / 322.0)<br>256418    | (7.07, N/A)<br>(N/A, 0.01, N/A)  | 444.9  | N/A                                 | 1.5854<br>[ 2.0000 ]            | 79.3%<br>{ 98.1% }        |  |                            |      |
| 13C8_PFOA_EIS  | (421.0 / 376.0)<br>262706    | (7.89, N/A)<br>(N/A, 0.01, N/A)  | 687.0  | N/A                                 | 1.7650<br>[ 2.0000 ]            | 88.3%<br>{ 104.2% }       |  |                            |      |
| 13C9_PFNA_EIS  | (472.0 / 427.0)<br>88247     | (8.63, N/A)<br>(N/A, 0.01, N/A)  | 449.2  | N/A                                 | 0.7836<br>[ 1.0000 ]            | 78.4%<br>{ 93.6% }        |  |                            |      |
| 13C6_PFDA_EIS  | (519.0 / 474.0)<br>134283    | (9.31, N/A)<br>(N/A, 0.01, N/A)  | 2197.3 | N/A                                 | 0.9073<br>[ 1.0000 ]            | 90.7%<br>{ 102.8% }       |  |                            |      |
| 13C7_PFUnA_EIS | (570.0 / 525.0)<br>185419    | (9.71, N/A)<br>(N/A, 0.01, N/A)  | 346.4  | N/A                                 | 0.8701<br>[ 1.0000 ]            | 87.0%<br>{ 123.9% }       |  |                            |      |

| Analyte         | (Q1 / Q3)<br>Area Counts*min | R.T.<br>(R.T [min], R.R.T.)<br>( $\Delta$ RT-[min], $\Delta$ RT-<br>CV[min], $\Delta$ RT ion[s]) | S / N  | Ion Ratio<br>IR Vs MP%<br>IR Vs CV% | Concentration<br>[ True ] ng/mL | Q.C.<br>Rec.<br>{Area%CV} | Primary<br>Transition   | Confirmation<br>Transition | Flag |
|-----------------|------------------------------|--|--------|-------------------------------------|---------------------------------|---------------------------|---|----------------------------|------|
| 13C2_PFDa_EIS   | (615.0 / 570.0)<br>233258    | (9.89, N/A)<br>(N/A, 0.02, N/A)  | 367.8  | N/A                                 | 0.9706<br>[ 1.0000 ]            | 97.1%<br>{ 96.4% }        |    |                            |      |
| 13C2_PFTeDA_EIS | (715.0 / 670.0)<br>141826    | (10.13, N/A)<br>(N/A, 0.01, N/A)   | 283.9  | N/A                                 | 0.9710<br>[ 1.0000 ]            | 97.1%<br>{ 107.0% }       |    |                            |      |
| 13C3_PFBs_EIS   | (302.0 / 80.0)<br>730385     | (6.09, N/A)<br>(N/A, 0.00, N/A)  | 838.3  | N/A                                 | 1.8328<br>[ 2.0000 ]            | 91.6%<br>{ 98.1% }        |    |                            |      |
| 13C3_PFHxS_EIS  | (402.0 / 80.0)<br>411893     | (8.01, N/A)<br>(N/A, 0.01, N/A)  | 981.9  | N/A                                 | 1.9930<br>[ 2.0000 ]            | 99.7%<br>{ 114.3% }       |    |                            |      |
| 13C8_PFOS_EIS   | (507.0 / 80.0)<br>599867     | (9.46, N/A)<br>(N/A, 0.02, N/A)  | 414.7  | N/A                                 | 1.8598<br>[ 2.0000 ]            | 93.0%<br>{ 96.8% }        |   |                            |      |
| 13C2_4:2FTS_EIS | (329.0 / 81.0)<br>86783      | (5.79, N/A)<br>(N/A, -0.01, N/A)   | 646.5  | N/A                                 | 3.8620<br>[ 4.0000 ]            | 96.5%<br>{ 95.2% }        |  |                            |      |
| 13C2_6:2FTS_EIS | (429.0 / 81.0)<br>103424     | (7.54, N/A)<br>(N/A, 0.01, N/A)  | 491.6  | N/A                                 | 3.5914<br>[ 4.0000 ]            | 89.8%<br>{ 93.2% }        |  |                            |      |
| 13C2_8:2FTS_EIS | (529.0 / 81.0)<br>81151      | (8.96, N/A)<br>(N/A, 0.01, N/A)  | 292.0  | N/A                                 | 3.1433<br>[ 4.0000 ]            | 78.6%<br>{ 76.1% }        |  |                            |      |
| 13C8_PFOsa_EIS  | (506.0 / 78.0)<br>931134     | (10.18, N/A)<br>(N/A, 0.01, N/A)   | 976.2  | N/A                                 | 1.9836<br>[ 2.0000 ]            | 99.2%<br>{ 101.8% }       |  |                            |      |
| D3_NMeFOSA_EIS  | (515.0 / 169.0)<br>151966    | (10.61, N/A)<br>(N/A, 0.01, N/A)   | 734.2  | N/A                                 | 1.2995<br>[ 2.0000 ]            | 65.0%<br>{ 63.0% }        |  |                            |      |
| D5_NEtFOSA_EIS  | (531.1 / 169.0)<br>122684    | (10.70, N/A)<br>(N/A, 0.01, N/A)   | 1000.6 | N/A                                 | 1.1235<br>[ 2.0000 ]            | 56.2%<br>{ 52.2% }        |  |                            |      |

| Analyte         | (Q1 / Q3)<br>Area Counts*min | R.T.<br>(R.T [min], R.R.T.)<br>( $\Delta$ RT-I[ $\mu$ min], $\Delta$ RT-<br>CV[ $\mu$ min], $\Delta$ RT ion[s]) | S / N  | Ion Ratio<br>IR Vs MP%<br>IR Vs CV% | Concentration<br>[ True ] ng/mL | Q.C.<br>Rec.<br>{Area%CV} | Primary<br>Transition  | Confirmation<br>Transition | Flag |
|-----------------|------------------------------|---|--------|-------------------------------------|---------------------------------|---------------------------|--|----------------------------|------|
| D3_MeFOSAA_EIS  | (573.0 / 419.0)<br>268443    | (9.50, N/A)<br>(N/A, 0.01, N/A)   | 369.2  | N/A                                 | 3.5480<br>[ 4.0000 ]            | 88.7%<br>{ 97.8% }        |   |                            |      |
| D5_EtFOSAA_EIS  | (589.0 / 419.0)<br>267057    | (9.68, N/A)<br>(N/A, 0.01, N/A)   | 381.3  | N/A                                 | 4.2470<br>[ 4.0000 ]            | 106.2%<br>{ 110.2% }      |   |                            |      |
| D7_NMeFOSE_EIS  | (623.2 / 58.9)<br>400001     | (10.58, N/A)<br>(N/A, 0.02, N/A)  | 869.3  | N/A                                 | 17.7819<br>[ 20.0000 ]          | 88.9%<br>{ 86.9% }        |   |                            |      |
| D9_NEtFOSE_EIS  | (639.2 / 58.9)<br>200026     | (10.67, N/A)<br>(N/A, 0.01, N/A)  | 1305.3 | N/A                                 | 16.5128<br>[ 20.0000 ]          | 82.6%<br>{ 73.8% }        |   |                            |      |
| 13C3_HFPODA_EIS | (287.0 / 169.0)<br>738683    | (6.48, N/A)<br>(N/A, 0.00, N/A)   | 796.1  | N/A                                 | 6.6275<br>[ 8.0000 ]            | 82.8%<br>{ 103.5% }       |  |                            |      |

# ANALYSIS DATA SHEET

## LCS Dupa

|              |                  |                 |                      |
|--------------|------------------|-----------------|----------------------|
| Laboratory:a | APPL, LLCa       | Work Order:a    | 22L0004a             |
| Client:a     | Tidewater, Inc.a | Project:a       | NASA JPL Sla         |
| Matrix:a     | Watera           | Laboratory ID:a | BBL0249-BSD1a        |
| Sampled:a    |                  | File ID:a       | S2022-12-15C (7)a    |
| Solids:a     |                  | Prepared:a      | 12/13/22 09:44a      |
|              |                  | Analyzed:a      | 12/16/22 01:16a      |
|              |                  | Preparation:a   | Table B-15a          |
|              |                  | Dilution:a      | 1a                   |
| Batch:a      | BBL0249a         | Sequence:a      | SB03860a             |
|              |                  | Calibration:a   | 2251019a             |
| Column:a     | 1a               |                 | Instrument:a Saphira |

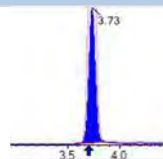
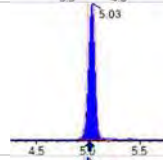
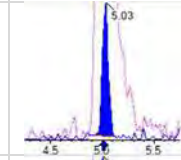
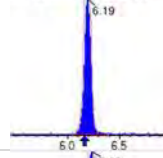
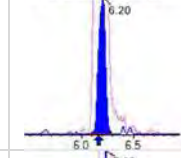
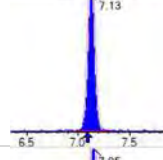
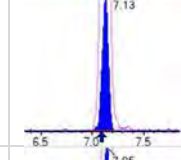
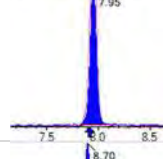

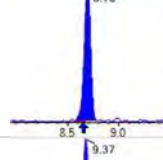
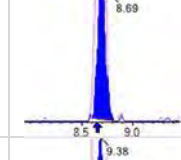
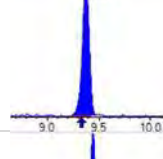
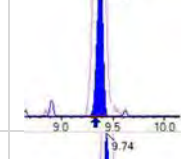
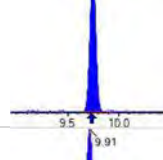
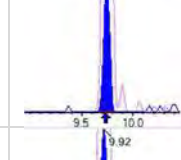
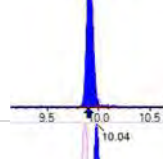
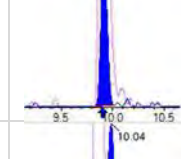
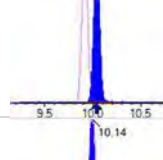
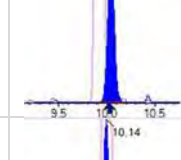
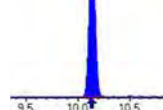
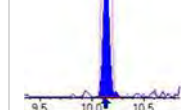
| COMPOUNDL | CONC. (ng/L)L | OQL  | DL    | QL |
|-----------|---------------|------|-------|----|
| PFBAa     | 180a          | 16a  | 0.25a |    |
| PFPEAa    | 91.0a         | 8.0a | 0.31a |    |
| PFHXAa    | 46.6a         | 4.0a | 0.32a |    |
| PFHPAa    | 47.4a         | 4.0a | 0.25a |    |
| PFOAa     | 47.9a         | 4.0a | 0.41a |    |
| PFNAa     | 49.1a         | 4.0a | 0.25a |    |
| PFDAa     | 40.3a         | 4.0a | 0.25a |    |
| PFUnAa    | 51.9a         | 4.0a | 0.40a |    |
| PFDOAa    | 44.2a         | 4.0a | 0.25a |    |
| PFTRDAa   | 56.1a         | 4.0a | 0.29a |    |
| PFTEDAa   | 35.3a         | 4.0a | 0.43a |    |
| PFBSa     | 40.4a         | 4.0a | 0.25a |    |
| PFPESa    | 42.5a         | 4.0a | 0.29a |    |
| PFHXSa    | 41.4a         | 4.0a | 0.25a |    |
| PFHPSa    | 40.0a         | 4.0a | 0.28a |    |
| PFOSa     | 41.9a         | 4.0a | 0.25a |    |
| PFNSa     | 45.6a         | 4.0a | 1.2a  |    |
| PFDSa     | 41.0a         | 4.0a | 0.32a |    |
| 4:2FTSa   | 178a          | 16a  | 0.54a |    |
| 6:2FTSa   | 185a          | 16a  | 0.45a |    |
| 8:2FTSa   | 205a          | 16a  | 1.0a  |    |
| PFOSAa    | 45.4a         | 16a  | 0.25a |    |
| NMeFOSAa  | 203a          | 16a  | 4.9a  |    |
| NEtFOSAa  | 175a          | 16a  | 4.9a  |    |
| NMeFOSAAa | 48.5a         | 4.0a | 0.36a |    |
| NEtFOSAAa | 44.9a         | 4.0a | 0.25a |    |
| NMeFOSEa  | 185a          | 16a  | 3.0a  |    |
| NEtFOSEa  | 204a          | 16a  | 3.0a  |    |
| HFPO-DAa  | 89.0a         | 8.0a | 2.4a  |    |
| ADONa     | 86.7a         | 8.0a | 1.8a  |    |

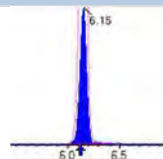
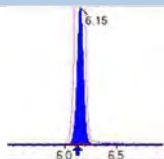
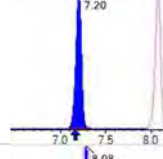
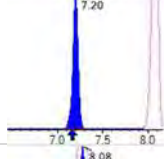
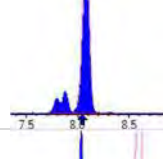
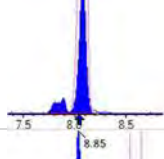
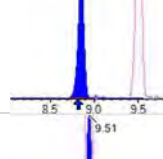
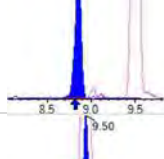
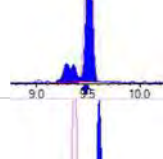
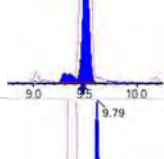
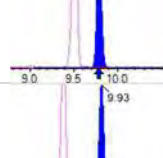
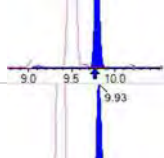
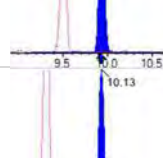
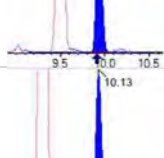
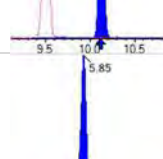
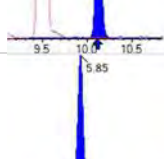
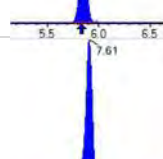
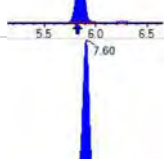
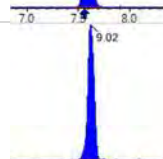
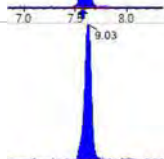

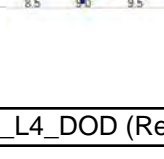
**ANALYSIS DATA SHEET**

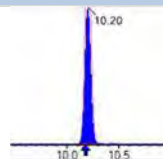
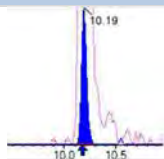
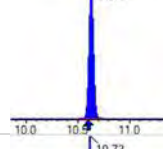
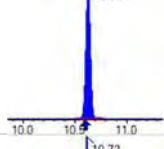
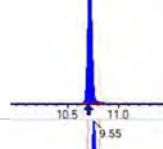
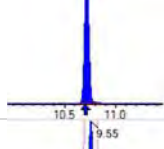
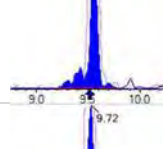
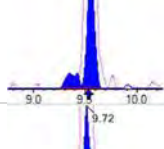
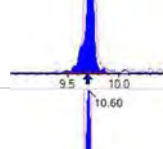
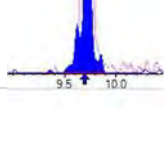
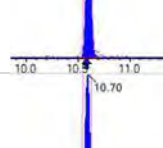
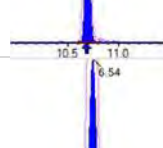
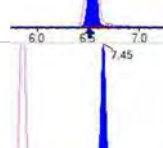
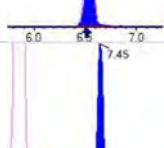
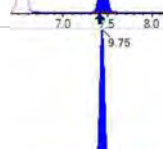
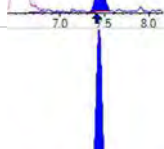
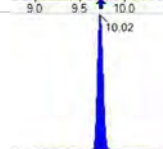
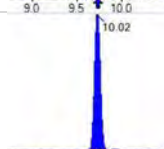

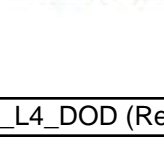
## LCS Dupa

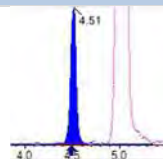
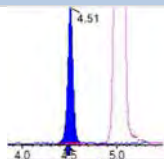
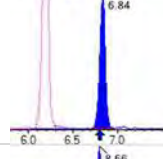
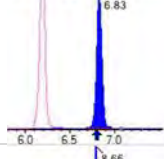
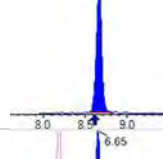
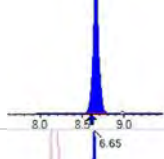
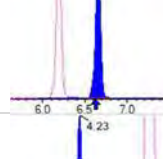
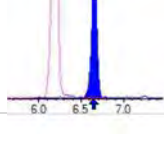
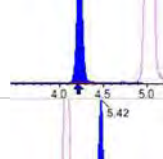
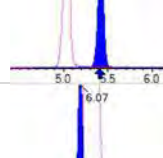
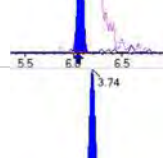
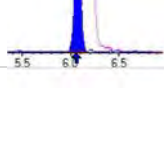
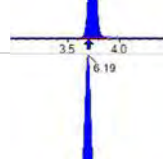
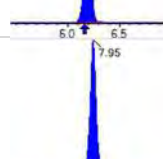
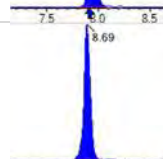

|              |                  |                 |                             |
|--------------|------------------|-----------------|-----------------------------|
| Laboratory:a | APPL, LLCa       | Work Order:a    | 22L0004a                    |
| Client:a     | Tidewater, Inc.a | Project:a       | NASA JPL Sla                |
| Matrix:a     | Watera           | Laboratory ID:a | BBL0249-BSD1a               |
| Sampled:a    |                  | Prepared:a      | 12/13/22 09:44a             |
| Solids:a     |                  | Preparation:a   | Table B-15a                 |
| Batch:a      | BBL0249a         | Sequence:a      | SB03860a                    |
| Column:a     | 1a               | Calibration:a   | 2251019a                    |
|              |                  |                 | Instrument:a Saphira        |
|              |                  |                 | File ID:a S2022-12-15C (7)a |
|              |                  |                 | Analyzed:a 12/16/22 01:16a  |
|              |                  |                 | Dilution:a 1a               |

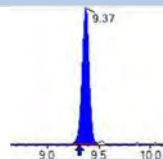
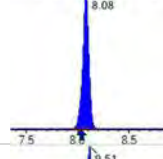
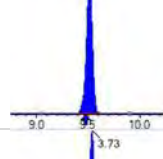
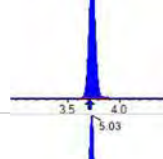
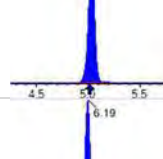
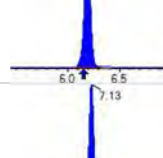
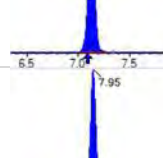
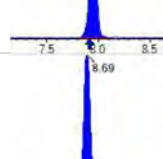
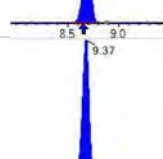
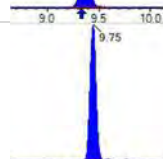

| COMPOUNDL     | CONC. (ng/L)L | OQL  | DL   | QL |
|---------------|---------------|------|------|----|
| 9CL-PF3ONSa   | 83.8a         | 8.0a | 1.2a |    |
| 11CL-PF3OUDSa | 81.4a         | 8.0a | 1.2a |    |

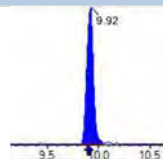
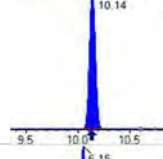
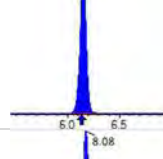
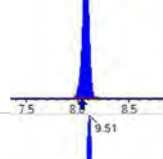
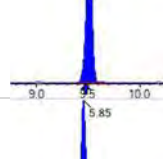
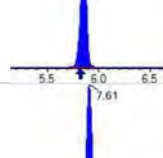
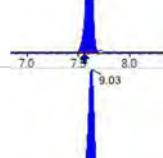
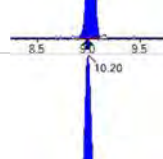
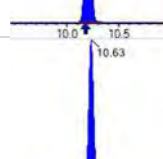
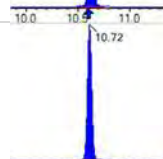

| Analyte | (Q1 / Q3)<br>Area Counts*min                          | R.T.<br>(R.T [min], R.R.T.)<br>( $\Delta$ RT-[min], $\Delta$ RT-<br>CV[min], $\Delta$ RT ion[s]) | S / N          | Ion Ratio<br>IR Vs MP%<br>IR Vs CV% | Concentration<br>[ True ] ng/mL | Q.C.<br>Rec.<br>{Area%CV} | Primary<br>Transition   | Confirmation<br>Transition  | Flag |
|---------|---|--|----------------|-------------------------------------|---------------------------------|---------------------------|---|---|------|
| PFBA    | (212.9 / 169.0)<br>245613                             | (3.73, 1.00)<br>(0.00, N/A, 0.0)   | 63.5           | N/A<br>0.0<br>0.0                   | 4.5007<br>[4.0000]              | 112.5%                    |    |   |      |
| PFPeA   | (262.9 / 219.0)<br>181168<br>(262.9 / 69.0)<br>2165   | (5.03, 1.00)<br>(0.00, N/A, 0.4)   | 603.5<br>81.7  | 0.0120<br>14004.3<br>98.2           | 2.2738<br>[2.0000]              | 113.7%                    |    |    |      |
| PFHxA   | (313.0 / 269.0)<br>152757<br>(313.0 / 119.0)<br>14236 | (6.19, 1.00)<br>(0.00, N/A, -0.3)  | 340.9<br>145.3 | 0.0932<br>95.0<br>96.0              | 1.1643<br>[1.0000]              | 116.4%                    |    |    |      |
| PFHpA   | (363.0 / 319.0)<br>135798<br>(363.0 / 169.0)<br>37857 | (7.13, 1.00)<br>(0.00, N/A, -0.1)  | 390.6<br>524.3 | 0.2788<br>89.2<br>100.3             | 1.1852<br>[1.0000]              | 118.5%                    |    |    |      |
| PFOA    | (413.0 / 369.0)<br>139499<br>(413.0 / 169.0)<br>39718 | (7.95, 1.00)<br>(0.00, N/A, 0.2)   | 323.8<br>242.0 | 0.2847<br>84.5<br>89.3              | 1.1980<br>[1.0000]              | 119.8%                    |   |   |      |
| PFNA    | (463.0 / 419.0)<br>102067<br>(463.0 / 169.0)<br>19711 | (8.70, 1.00)<br>(0.01, N/A, 0.1)   | 225.8<br>37.3  | 0.1931<br>96.2<br>94.4              | 1.2278<br>[1.0000]              | 122.8%                    |  |  |      |
| PFDA    | (513.0 / 469.0)<br>125809<br>(513.0 / 169.0)<br>11909 | (9.37, 1.00)<br>(0.00, N/A, -0.1)  | 215.2<br>195.3 | 0.0947<br>119.0<br>104.1            | 1.0087<br>[1.0000]              | 100.9%                    |  |  |      |
| PFUnA   | (563.0 / 519.0)<br>173283<br>(563.0 / 169.0)<br>12248 | (9.74, 1.00)<br>(0.00, N/A, 0.1)   | 356.6<br>86.4  | 0.0707<br>63.1<br>82.4              | 1.2968<br>[1.0000]              | 129.7%                    |  |  |      |
| PFDoA   | (613.0 / 569.0)<br>186094<br>(613.0 / 169.0)<br>19803 | (9.91, 1.00)<br>(0.00, N/A, -0.2)  | 403.3<br>124.7 | 0.1064<br>84.7<br>87.0              | 1.1042<br>[1.0000]              | 110.4%                    |  |  |      |
| PFTrDA  | (663.0 / 619.0)<br>195009<br>(663.0 / 169.0)<br>37484 | (10.04, 1.01)<br>(N/A, 0.03, -0.2)   | 593.3<br>394.5 | 0.1922<br>91.9<br>84.3              | 1.4021<br>[1.0000]              | 140.2%                    |  |  | QC,  |
| PFTeDA  | (713.0 / 669.0)<br>125688<br>(713.0 / 169.0)<br>24116 | (10.14, 1.00)<br>(0.00, N/A, -0.1)   | 454.0<br>102.7 | 0.1919<br>84.5<br>107.7             | 0.8837<br>[1.0000]              | 88.4%                     |  |  |      |

| Analyte | (Q1 / Q3)<br>Area Counts*min                          | R.T.<br>(R.T [min], R.R.T.)<br>( $\Delta$ RT-[min], $\Delta$ RT-<br>CV[min], $\Delta$ RT ion[s]) | S / N           | Ion Ratio<br>IR Vs MP%<br>IR Vs CV% | Concentration<br>[ True ] ng/mL | Q.C.<br>Rec.<br>{Area%CV} | Primary<br>Transition   | Confirmation<br>Transition  | Flag |
|---------|---|--|-----------------|-------------------------------------|---------------------------------|---------------------------|---|---|------|
| PFBS    | (298.9 / 80.0)<br>191686<br>(298.9 / 99.0)<br>121319  | (6.15, 1.00)<br>(0.00, N/A, 0.0)   | 559.5<br>655.7  | 0.6329<br>93.1<br>95.3              | 1.0109<br>[0.8847]              | 114.3%                    |    |    |      |
| PFPeS   | (349.0 / 80.0)<br>377588<br>(349.0 / 99.0)<br>135473  | (7.20, 0.89)<br>(N/A, 0.07, 0.1)   | 1064.0<br>776.9 | 0.3588<br>96.1<br>104.9             | 1.0622<br>[0.9384]              | 113.2%                    |    |    |      |
| PFHxS   | (399.0 / 80.0)<br>312197<br>(399.0 / 99.0)<br>104484  | (8.08, 1.00)<br>(0.00, N/A, 0.2)   | 9838.5<br>592.7 | 0.3347<br>97.6<br>101.1             | 1.0360<br>[0.9110]              | 113.7%                    |    |    |      |
| PFHpS   | (449.0 / 80.0)<br>276523<br>(449.0 / 99.0)<br>73087   | (8.85, 0.93)<br>(N/A, 0.08, -0.2)  | 486.9<br>279.4  | 0.2643<br>90.1<br>97.1              | 0.9992<br>[0.9514]              | 105.0%                    |    |    |      |
| PFOS    | (499.0 / 80.0)<br>359577<br>(499.0 / 99.0)<br>83422   | (9.51, 1.00)<br>(0.00, N/A, 0.1)   | 127.4<br>123.6  | 0.2320<br>101.5<br>106.9            | 1.0481<br>[0.9275]              | 113.0%                    |   |   |      |
| PFNS    | (549.0 / 80.0)<br>450198<br>(549.0 / 99.0)<br>107502  | (9.79, 1.03)<br>(N/A, 0.04, -0.1)  | 606.5<br>365.9  | 0.2388<br>95.7<br>90.6              | 1.1411<br>[0.9599]              | 118.9%                    |  |  |      |
| PFDS    | (599.0 / 80.0)<br>498383<br>(599.0 / 99.0)<br>123152  | (9.93, 1.04)<br>(N/A, 0.03, 0.0)   | 660.0<br>376.1  | 0.2471<br>96.9<br>113.2             | 1.0238<br>[0.9631]              | 106.3%                    |  |  |      |
| PFDoS   | (698.9 / 80.0)<br>286796<br>(698.9 / 99.0)<br>63279   | (10.13, 1.07)<br>(N/A, 0.03, -0.1)   | 540.1<br>275.3  | 0.2206<br>107.4<br>93.5             | 1.1287<br>[0.9696]              | 116.4%                    |  |  |      |
| 4:2FTS  | (327.0 / 307.0)<br>312996<br>(327.0 / 81.0)<br>167238 | (5.85, 1.00)<br>(0.00, N/A, 0.1)   | 713.0<br>419.5  | 0.5343<br>106.9<br>90.6             | 4.4548<br>[3.7381]              | 119.2%                    |  |  |      |
| 6:2FTS  | (427.0 / 407.0)<br>192083<br>(427.0 / 81.0)<br>130063 | (7.61, 1.00)<br>(0.00, N/A, 0.1)   | 573.9<br>522.8  | 0.6771<br>94.5<br>97.3              | 4.6154<br>[3.7962]              | 121.6%                    |  |  |      |
| 8:2FTS  | (527.0 / 507.0)<br>165094<br>(527.0 / 81.0)<br>91524  | (9.02, 1.00)<br>(0.00, N/A, -0.1)  | 450.8<br>270.9  | 0.5544<br>78.8<br>87.2              | 5.1195<br>[3.8332]              | 133.6%                    |  |  | QC,  |

| Analyte      | (Q1 / Q3)<br>Area Counts*min                            | R.T.<br>(R.T [min], R.R.T.)<br>( $\Delta$ RT-[min], $\Delta$ RT-<br>CV[min], $\Delta$ RT ion[s]) | S / N            | Ion Ratio<br>IR Vs MP%<br>IR Vs CV% | Concentration<br>[ True ] ng/mL | Q.C.<br>Rec.<br>{Area%CV} | Primary<br>Transition   | Confirmation<br>Transition  | Flag |
|--------------|---|--|------------------|-------------------------------------|---------------------------------|---------------------------|---|---|------|
| PFOSA        | (498.0 / 78.0)<br>497653<br>(498.0 / 478.0)<br>9942     | (10.20, 1.00)<br>(0.00, N/A, 0.5)  | 861.6<br>33326.4 | 0.0200<br>84.5<br>85.9              | 1.1357<br>[1.0000]              | 113.6%                    |    |    |      |
| NMeFOSA      | (511.9 / 219.0)<br>220525<br>(511.9 / 169.0)<br>152768  | (10.63, 1.00)<br>(0.00, N/A, 0.1)  | 918.0<br>1010.5  | 0.6927<br>99.4<br>102.5             | 5.0683<br>[4.0000]              | 126.7%                    |    |    |      |
| NEIFOSA      | (526.0 / 219.0)<br>192169<br>(526.0 / 169.0)<br>214715  | (10.72, 1.00)<br>(0.00, N/A, 0.1)  | 1137.9<br>922.1  | 1.1173<br>99.2<br>106.7             | 4.3775<br>[4.0000]              | 109.4%                    |    |    |      |
| NMeFOSAA     | (570.0 / 419.0)<br>62243<br>(570.0 / 483.0)<br>32585    | (9.55, 1.00)<br>(0.01, N/A, 0.1)   | 158.5<br>69259.4 | 0.5235<br>111.5<br>84.6             | 1.2137<br>[1.0000]              | 121.4%                    |    |    |      |
| NEIFOSAA     | (584.0 / 419.0)<br>69807<br>(584.0 / 526.0)<br>33509    | (9.72, 1.00)<br>(0.01, N/A, 0.3)   | 7863.9<br>5783.0 | 0.4800<br>62.3<br>72.9              | 1.1223<br>[1.0000]              | 112.2%                    |   |   |      |
| NMeFOSE      | (616.1 / 59.0)<br>106374                                | (10.60, 1.00)<br>(0.01, N/A, 0.0)  | 545.2            | N/A<br>0.0<br>0.0                   | 4.6204<br>[4.0000]              | 115.5%                    |  |   |      |
| NEtFOSE      | (630.0 / 59.0)<br>29040                                 | (10.70, 1.00)<br>(0.01, N/A, 0.0)  | 747.6            | N/A<br>0.0<br>0.0                   | 5.1019<br>[4.0000]              | 127.5%                    |  |   |      |
| HFPO-DA      | (285.0 / 169.0)<br>118540<br>(285.0 / 185.0)<br>325042  | (6.54, 1.00)<br>(0.00, N/A, 0.0)   | 796.1<br>656.5   | 2.7421<br>107.5<br>99.3             | 2.2256<br>[2.0000]              | 111.3%                    |  |  |      |
| ADONA        | (377.0 / 85.0)<br>478461<br>(377.0 / 251.0)<br>59899    | (7.45, 1.14)<br>(N/A, 0.07, 0.0)   | 951.6<br>194.5   | 0.1252<br>99.8<br>96.2              | 2.1670<br>[1.8854]              | 114.9%                    |  |  |      |
| 9CI-Pf3ONS   | (531.0 / 351.0)<br>1311879<br>(533.0 / 353.0)<br>408138 | (9.75, 1.49)<br>(N/A, 0.04, 0.0)   | 1032.5<br>574.9  | 0.3111<br>98.2<br>99.2              | 2.0952<br>[1.8665]              | 112.3%                    |  |  |      |
| 11CI-PF3OUDS | (631.0 / 451.0)<br>840008<br>(633.0 / 453.0)<br>250463  | (10.02, 1.53)<br>(N/A, 0.03, -0.2)   | 669.3<br>586.7   | 0.2982<br>101.9<br>97.4             | 2.0359<br>[1.8864]              | 107.9%                    |  |  |      |

| Analyte        | (Q1 / Q3)<br>Area Counts*min                           | R.T.<br>(R.T [min], R.R.T.)<br>( $\Delta$ RT-[min], $\Delta$ RT-<br>CV[min], $\Delta$ RT ion[s]) | S / N          | Ion Ratio<br>IR Vs MP%<br>IR Vs CV% | Concentration<br>[ True ] ng/mL | Q.C.<br>Rec.<br>{Area%CV} | Primary<br>Transition   | Confirmation<br>Transition  | Flag |
|----------------|--|--|----------------|-------------------------------------|---------------------------------|---------------------------|---|---|------|
| 3:3FTCA        | (241.0 / 177.0)<br>15925<br>(241.0 / 117.0)<br>26689   | (4.51, 0.90)<br>(N/A, 0.04, 0.2)   | 433.8<br>384.9 | 1.6759<br>0.1<br>100.7              | 4.6600<br>[4.0000]              | 116.5%                    |    |    | IR1, |
| 5:3FTCA        | (341.0 / 236.7)<br>114645<br>(341.0 / 217.0)<br>204048 | (6.84, 1.10)<br>(N/A, 0.07, 0.3)   | 377.6<br>561.1 | 1.7798<br>112.7<br>111.6            | 4.2914<br>[4.0000]              | 107.3%                    |    |    |      |
| 7:3FTCA        | (441.0 / 317.0)<br>136307<br>(441.0 / 337.0)<br>114525 | (8.66, 1.40)<br>(N/A, 0.08, 0.2)   | 263.5<br>421.2 | 0.8402<br>103.3<br>94.3             | 4.5211<br>[4.0000]              | 113.0%                    |    |    |      |
| PFEESA         | (315.0 / 135.0)<br>256326<br>(315.0 / 83.0)<br>86697   | (6.65, 1.07)<br>(N/A, 0.07, 0.0)   | 748.1<br>450.4 | 0.3382<br>119.7<br>122.9            | 1.9025<br>[1.7849]              | 106.6%                    |    |    |      |
| PFMPA          | (229.0 / 85.0)<br>49089                                | (4.23, 0.84)<br>(N/A, 0.04, 0.0)   | 1023.6         | N/A<br>0.0<br>0.0                   | 2.2826<br>[2.0000]              | 114.1%                    |   |   |      |
| PFMBA          | (279.0 / 85.0)<br>175785                               | (5.42, 1.08)<br>(N/A, 0.05, 0.0)   | 1187.3         | N/A<br>0.0<br>0.0                   | 2.5039<br>[2.0000]              | 125.2%                    |  |   |      |
| NFDHA          | (201.0 / 85.0)<br>6976<br>(295.0 / 201.0)<br>44626     | (6.07, 0.98)<br>(N/A, 0.05, 0.0)   | 127.5<br>382.9 | 6.3972<br>0.8<br>80.2               | 2.5830<br>[2.0000]              | 129.2%                    |  |  | IR1, |
| 13C3_PFBa_IIS  | (216.0 / 172.0)<br>88320                               | (3.74, N/A)<br>(N/A, 0.05, N/A)  | 819.2          | N/A                                 | 1.0102<br>[1.0000]              | 101.0%<br>{106.1%}        |  |   |      |
| 13C2_PFHxA_IIS | (315.1 / 270.0)<br>132214                              | (6.19, N/A)<br>(N/A, 0.06, N/A)  | 470.5          | N/A                                 | 1.0049<br>[1.0000]              | 100.5%<br>{100.1%}        |  |   |      |
| 13C4_PFOA_IIS  | (417.0 / 372.0)<br>131775                              | (7.95, N/A)<br>(N/A, 0.07, N/A)  | 520.7          | N/A                                 | 1.0528<br>[1.0000]              | 105.3%<br>{107.6%}        |  |   |      |
| 13C5_PFNAl_IIS | (468.0 / 423.0)<br>103847                              | (8.69, N/A)<br>(N/A, 0.07, N/A)  | 314.7          | N/A                                 | 1.0404<br>[1.0000]              | 104.0%<br>{107.9%}        |  |   |      |

| Analyte        | (Q1 / Q3)<br>Area Counts*min | R.T.<br>(R.T [min], R.R.T.)<br>( $\Delta$ RT-[min], $\Delta$ RT-<br>CV[min], $\Delta$ RT ion[s]) | S / N  | Ion Ratio<br>IR Vs MP%<br>IR Vs CV% | Concentration<br>[ True ] ng/mL | Q.C.<br>Rec.<br>{Area%CV} | Primary<br>Transition   | Confirmation<br>Transition | Flag |
|----------------|------------------------------|--|--------|-------------------------------------|---------------------------------|---------------------------|---|----------------------------|------|
| 13C2_PFDA_IIS  | (515.1 / 470.1)<br>99850     | (9.37, N/A)<br>(N/A, 0.08, N/A)  | 276.6  | N/A                                 | 0.9628<br>[ 1.0000 ]            | 96.3%<br>{ 100.0% }       |    |                            |      |
| 18O2_PFHxS_IIS | (403.0 / 83.9)<br>242831     | (8.08, N/A)<br>(N/A, 0.08, N/A)  | 810.0  | N/A                                 | 1.0264<br>[ 1.0000 ]            | 102.6%<br>{ 109.4% }      |    |                            |      |
| 13C4_PFOS_IIS  | (502.8 / 79.9)<br>209621     | (9.51, N/A)<br>(N/A, 0.07, N/A)  | 490.9  | N/A                                 | 1.0449<br>[ 1.0000 ]            | 104.5%<br>{ 106.0% }      |    |                            |      |
| 13C4_PFBA_EIS  | (217.0 / 172.0)<br>657336    | (3.73, N/A)<br>(N/A, 0.05, N/A)  | 1033.0 | N/A                                 | 7.1887<br>[ 8.0000 ]            | 89.9%<br>{ 97.9% }        |    |                            |      |
| 13C5_PFPeA_EIS | (267.9 / 223.0)<br>352023    | (5.03, N/A)<br>(N/A, 0.05, N/A)  | 748.4  | N/A                                 | 3.6165<br>[ 4.0000 ]            | 90.4%<br>{ 92.5% }        |   |                            |      |
| 13C5_PFHxA_EIS | (318.0 / 273.0)<br>289215    | (6.19, N/A)<br>(N/A, 0.06, N/A)  | 538.6  | N/A                                 | 1.8582<br>[ 2.0000 ]            | 92.9%<br>{ 101.5% }       |  |                            |      |
| 13C4_PFHpA_EIS | (367.0 / 322.0)<br>253777    | (7.13, N/A)<br>(N/A, 0.07, N/A)  | 569.9  | N/A                                 | 1.8455<br>[ 2.0000 ]            | 92.3%<br>{ 97.0% }        |  |                            |      |
| 13C8_PFOA_EIS  | (421.0 / 376.0)<br>245710    | (7.95, N/A)<br>(N/A, 0.07, N/A)  | 786.3  | N/A                                 | 1.6875<br>[ 2.0000 ]            | 84.4%<br>{ 97.5% }        |  |                            |      |
| 13C9_PFNA_EIS  | (472.0 / 427.0)<br>98379     | (8.69, N/A)<br>(N/A, 0.07, N/A)  | 540.3  | N/A                                 | 0.8673<br>[ 1.0000 ]            | 86.7%<br>{ 104.4% }       |  |                            |      |
| 13C6_PFDA_EIS  | (519.0 / 474.0)<br>135282    | (9.37, N/A)<br>(N/A, 0.08, N/A)  | 471.3  | N/A                                 | 0.9999<br>[ 1.0000 ]            | 100.0%<br>{ 103.6% }      |  |                            |      |
| 13C7_PFUnA_EIS | (570.0 / 525.0)<br>179288    | (9.75, N/A)<br>(N/A, 0.04, N/A)  | 326.6  | N/A                                 | 0.9203<br>[ 1.0000 ]            | 92.0%<br>{ 119.8% }       |  |                            |      |

| Analyte         | (Q1 / Q3)<br>Area Counts*min | R.T.<br>(R.T [min], R.R.T.)<br>( $\Delta$ RT-[min], $\Delta$ RT-<br>CV[min], $\Delta$ RT ion[s]) | S / N | Ion Ratio<br>IR Vs MP%<br>IR Vs CV% | Concentration<br>[ True ] ng/mL | Q.C.<br>Rec.<br>{Area%CV} | Primary<br>Transition   | Confirmation<br>Transition | Flag |
|-----------------|------------------------------|--|-------|-------------------------------------|---------------------------------|---------------------------|---|----------------------------|------|
| 13C2_PFDa_EIS   | (615.0 / 570.0)<br>210401    | (9.92, N/A)<br>(N/A, 0.04, N/A)  | 514.8 | N/A                                 | 0.9577<br>[ 1.0000 ]            | 95.8%<br>{ 87.0% }        |    |                            |      |
| 13C2_PFTeDA_EIS | (715.0 / 670.0)<br>148610    | (10.14, N/A)<br>(N/A, 0.03, N/A)   | 371.1 | N/A                                 | 1.1129<br>[ 1.0000 ]            | 111.3%<br>{ 112.1% }      |    |                            |      |
| 13C3_PFBs_EIS   | (302.0 / 80.0)<br>694262     | (6.15, N/A)<br>(N/A, 0.06, N/A)  | 817.5 | N/A                                 | 1.7506<br>[ 2.0000 ]            | 87.5%<br>{ 93.2% }        |    |                            |      |
| 13C3_PFHxS_EIS  | (402.0 / 80.0)<br>378961     | (8.08, N/A)<br>(N/A, 0.08, N/A)  | 886.6 | N/A                                 | 1.8426<br>[ 2.0000 ]            | 92.1%<br>{ 105.2% }       |    |                            |      |
| 13C8_PFOS_EIS   | (507.0 / 80.0)<br>624310     | (9.51, N/A)<br>(N/A, 0.07, N/A)  | 483.9 | N/A                                 | 1.8131<br>[ 2.0000 ]            | 90.7%<br>{ 100.7% }       |   |                            |      |
| 13C2_4:2FTS_EIS | (329.0 / 81.0)<br>88124      | (5.85, N/A)<br>(N/A, 0.05, N/A)  | 681.9 | N/A                                 | 3.9406<br>[ 4.0000 ]            | 98.5%<br>{ 96.6% }        |  |                            |      |
| 13C2_6:2FTS_EIS | (429.0 / 81.0)<br>107817     | (7.61, N/A)<br>(N/A, 0.08, N/A)  | 740.7 | N/A                                 | 3.7621<br>[ 4.0000 ]            | 94.1%<br>{ 97.2% }        |  |                            |      |
| 13C2_8:2FTS_EIS | (529.0 / 81.0)<br>88003      | (9.03, N/A)<br>(N/A, 0.08, N/A)  | 328.8 | N/A                                 | 3.4252<br>[ 4.0000 ]            | 85.6%<br>{ 82.5% }        |  |                            |      |
| 13C8_PFOsa_EIS  | (506.0 / 78.0)<br>880520     | (10.20, N/A)<br>(N/A, 0.04, N/A)   | 739.4 | N/A                                 | 1.7571<br>[ 2.0000 ]            | 87.9%<br>{ 96.3% }        |  |                            |      |
| D3_NMeFOSA_EIS  | (515.0 / 169.0)<br>109069    | (10.63, N/A)<br>(N/A, 0.03, N/A)   | 478.6 | N/A                                 | 0.8736<br>[ 2.0000 ]            | 43.7%<br>{ 45.2% }        |  |                            |      |
| D5_NeIFOSA_EIS  | (531.1 / 169.0)<br>96280     | (10.72, N/A)<br>(N/A, 0.03, N/A)   | 556.5 | N/A                                 | 0.8259<br>[ 2.0000 ]            | 41.3%<br>{ 41.0% }        |  |                            |      |



Chemist: ABK  
 Instrument: Saphira  
 Type: Sciex Q3 5500

Sample I.D.: BBL0249-BSD1  
 DF, IV: 1, 10.0µL  
 Acquisition Method: 1633 2022-12-13.dam

Quant Method: 1633 - S2022-12-15A  
 Path: S2022-12-15C (7)  
 Acquired: 2022/12/16 - 01:16

| Analyte         | (Q1 / Q3)<br>Area Counts*min | R.T.<br>(R.T [min], R.R.T.)<br>(ΔRT-I[min], ΔRT-CV[min], ΔRT ion[s]) | S / N  | Ion Ratio<br>IR Vs MP%<br>IR Vs CV% | Concentration<br>[ True ] ng/mL | Q.C.<br>Rec.<br>{Area%CV} | Primary<br>Transition | Confirmation<br>Transition | Flag |
|-----------------|------------------------------|--|--------|-------------------------------------|---------------------------------|---------------------------|-----------------------|----------------------------|------|
| D3_MeFOSAA_EIS  | (573.0 / 419.0)<br>283058    | (9.55, N/A)<br>(N/A, 0.07, N/A)                                      | 420.5  | N/A                                 | 3.5043<br>[ 4.0000 ]            | 87.6%<br>{ 103.1% }       |                       |                            |      |
| D5_EtFOSAA_EIS  | (589.0 / 419.0)<br>275995    | (9.71, N/A)<br>(N/A, 0.04, N/A)                                      | 326.3  | N/A                                 | 4.1113<br>[ 4.0000 ]            | 102.8%<br>{ 113.9% }      |                       |                            |      |
| D7_NMeFOSE_EIS  | (623.2 / 58.9)<br>361611     | (10.59, N/A)<br>(N/A, 0.03, N/A)                                     | 999.0  | N/A                                 | 15.0578<br>[ 20.0000 ]          | 75.3%<br>{ 78.6% }        |                       |                            |      |
| D9_NEtFOSE_EIS  | (639.2 / 58.9)<br>178335     | (10.69, N/A)<br>(N/A, 0.03, N/A)                                     | 1145.0 | N/A                                 | 13.7903<br>[ 20.0000 ]          | 69.0%<br>{ 65.8% }        |                       |                            |      |
| 13C3_HFPODA_EIS | (287.0 / 169.0)<br>697332    | (6.54, N/A)<br>(N/A, 0.07, N/A)                                      | 934.4  | N/A                                 | 7.3586<br>[ 8.0000 ]            | 92.0%<br>{ 97.7% }        |                       |                            |      |

## ANALYSIS DATA SHEET

## MRL Checka

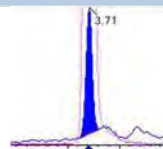
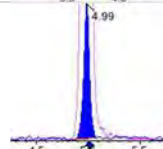
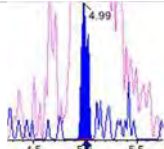
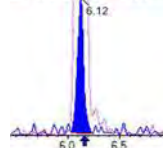
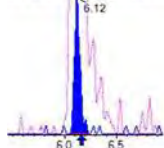
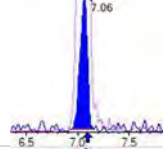
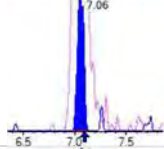
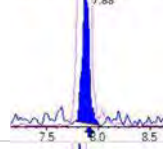
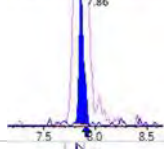
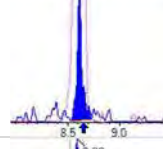
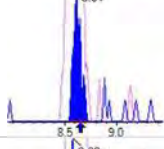
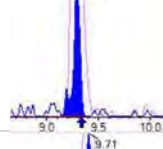
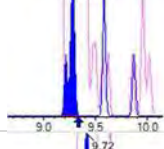
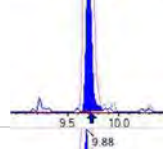
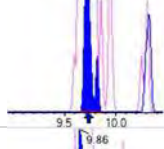
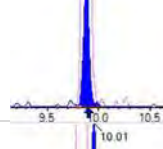
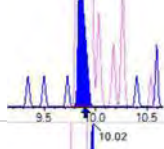
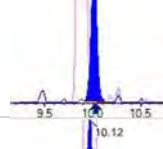
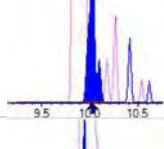

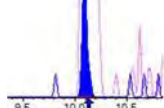
|              |                  |                 |                 |
|--------------|------------------|-----------------|-----------------|
| Laboratory:a | APPL, LLCa       | Work Order:a    | 22L0004a        |
| Client:a     | Tidewater, Inc.a | Project:a       | NASA JPL Sla    |
| M trix:a     | Watera           | Laboratory ID:a | BBL0249-MRL1a   |
| Sampled:a    |                  | Prepared:a      | 12/13/22 09:44a |
| Solids:a     |                  | Analyzed:a      | 12/16/22 01:29a |
| Batch:a      | BBL0249a         | Preparation:a   | Table B-15a     |
| Column:a     | 1a               | Dilution:a      | 1a              |
|              |                  | Sequence:a      | SB03860a        |
|              |                  | Calibration:a   | 2251019a        |
|              |                  | Instrument:a    | Saphira         |

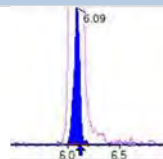
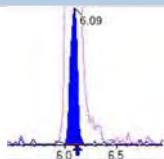
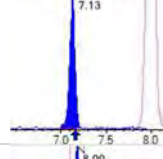
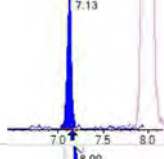
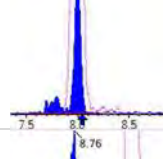
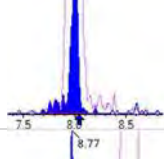
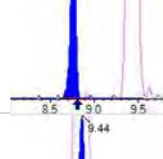
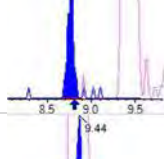
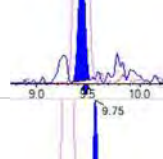
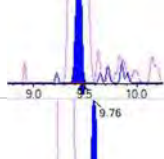
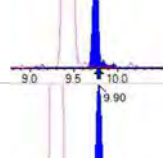
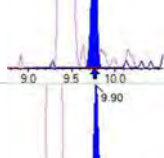
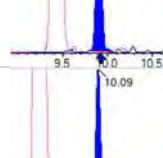
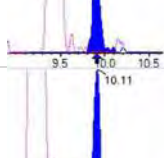
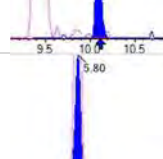
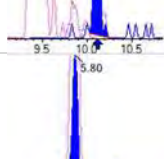
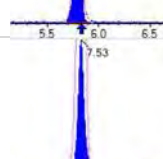
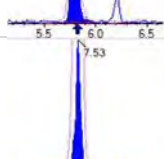
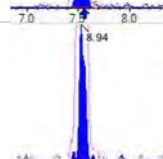
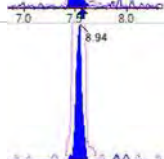

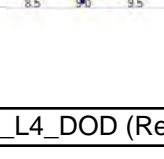
| COMPOUNDL | CONC. (ng/L)L | OQL  | DL    | QL      |
|-----------|---------------|------|-------|---------|
| PFBAa     | 18.3a         | 16a  | 0.25a |         |
| PFPEAa    | 8.72a         | 8.0a | 0.31a |         |
| PFHXAa    | 4.29a         | 4.0a | 0.32a | IR2a    |
| PFHPAa    | 4.93a         | 4.0a | 0.25a |         |
| PFOAa     | 5.03a         | 4.0a | 0.41a |         |
| PFNAa     | 4.58a         | 4.0a | 0.25a | IR2a    |
| PFDAa     | 4.35a         | 4.0a | 0.25a |         |
| PFUnAa    | 4.67a         | 4.0a | 0.40a |         |
| PFDOAa    | 5.50a         | 4.0a | 0.25a | BS2a    |
| PFTRDAa   | 5.29a         | 4.0a | 0.29a |         |
| PFTEDAa   | 3.32a         | 4.0a | 0.43a | Ja      |
| PFBSa     | 3.97a         | 4.0a | 0.25a | Ja      |
| PFPEsa    | 3.89a         | 4.0a | 0.29a | Ja      |
| PFHXsa    | 4.31a         | 4.0a | 0.25a |         |
| PFHPSa    | 3.66a         | 4.0a | 0.28a | Ja      |
| PFOSa     | 3.00a         | 4.0a | 0.25a | Ja      |
| PFNSa     | 4.87a         | 4.0a | 1.2a  |         |
| PFDSa     | 3.89a         | 4.0a | 0.32a | Ja      |
| 4:2FTSa   | 16.5a         | 16a  | 0.54a |         |
| 6:2FTSa   | 16.7a         | 16a  | 0.45a |         |
| 8:2FTSa   | 13.7a         | 16a  | 1.0a  | Ja      |
| PFOSAa    | 8.00a         | 16a  | 0.25a | BS2, Ja |
| NMeFOSAa  | 14.0a         | 16a  | 4.9a  | Ja      |
| NEtFOSAa  | 15.0a         | 16a  | 4.9a  | Ja      |
| NMeFOSAAa | 5.01a         | 4.0a | 0.36a | IR1a    |
| NEtFOSAAa | 2.46a         | 4.0a | 0.25a | Ja      |
| NMeFOSEa  | 17.6a         | 16a  | 3.0a  |         |
| NEtFOSEa  | 16.8a         | 16a  | 3.0a  |         |
| HFPO-DAa  | 10.3a         | 8.0a | 2.4a  |         |
| ADONa     | 6.74a         | 8.0a | 1.8a  |         |

**ANALYSIS DATA SHEETL****MRL Checka**

|              |                  |                 |                   |
|--------------|------------------|-----------------|-------------------|
| Laboratory:a | APPL, LLCa       | Work Order:a    | 22L0004a          |
| Client:a     | Tidewater, Inc.a | Project:a       | NASA JPL Sla      |
| Matrix:a     | Watera           | Laboratory ID:a | BBL0249-MRL1a     |
| Sampled:a    |                  | File ID:a       | S2022-12-15C (8)a |
| Solids:a     |                  | Prepared:a      | 12/13/22 09:44a   |
| Batch:a      | BBL0249a         | Analyzed:a      | 12/16/22 01:29a   |
| Column:a     | 1a               | Preparation:a   | Table B-15a       |
|              |                  | Dilution:a      | 1a                |
|              |                  | Calibration:a   | 2251019a          |
|              |                  | Instrument:a    | Saphira           |
|              |                  | Sequence:a      | SB03860a          |

| COMPOUNDL     | CONC. (ng/L)L | OQL  | DL   | QL |
|---------------|---------------|------|------|----|
| 9CL-PF3ONSa   | 7.83a         | 8.0a | 1.2a | Ja |
| 11CL-PF3OUDSa | 6.67a         | 8.0a | 1.2a | Ja |

| Analyte | (Q1 / Q3)<br>Area Counts*min                        | R.T.<br>(R.T [min], R.R.T.)<br>( $\Delta$ RT-[min], $\Delta$ RT-<br>CV[min], $\Delta$ RT ion[s]) | S / N         | Ion Ratio<br>IR Vs MP%<br>IR Vs CV% | Concentration<br>[ True ] ng/mL | Q.C.<br>Rec.<br>{Area%CV} | Primary<br>Transition   | Confirmation<br>Transition  | Flag |
|---------|---|--|---------------|-------------------------------------|---------------------------------|---------------------------|---|---|------|
| PFBA    | (212.9 / 169.0)<br>24839                            | (3.71, 1.00)<br>(0.00, N/A, 0.0)   | 47.9          | N/A<br>0.0<br>0.0                   | 0.4567<br>[0.4000]              | 114.2%                    |    |   |      |
| PFPeA   | (262.9 / 219.0)<br>18944<br>(262.9 / 69.0)<br>374   | (4.99, 1.00)<br>(0.00, N/A, -0.5)  | 166.5<br>18.5 | 0.0197<br>23111.4<br>162.1          | 0.2181<br>[0.2000]              | 109.0%                    |    |    |      |
| PFHxA   | (313.0 / 269.0)<br>13685<br>(313.0 / 119.0)<br>3293 | (6.12, 1.00)<br>(-0.01, N/A, 0.4)  | 55.6<br>79.6  | 0.2406<br>245.3<br>248.0            | 0.1071<br>[0.1000]              | 107.1%                    |    |    | IR2, |
| PFHpA   | (363.0 / 319.0)<br>14689<br>(363.0 / 169.0)<br>5234 | (7.06, 1.00)<br>(0.00, N/A, 0.1)   | 53.3<br>98.2  | 0.3563<br>114.0<br>128.2            | 0.1232<br>[0.1000]              | 123.2%                    |    |    |      |
| PFOA    | (413.0 / 369.0)<br>16293<br>(413.0 / 169.0)<br>6082 | (7.88, 1.00)<br>(0.01, N/A, 1.1)   | 55.6<br>100.5 | 0.3733<br>110.9<br>117.1            | 0.1257<br>[0.1000]              | 125.7%                    |   |   |      |
| PFNA    | (463.0 / 419.0)<br>9103<br>(463.0 / 169.0)<br>3060  | (8.61, 1.00)<br>(0.00, N/A, -0.3)  | 46.7<br>20.3  | 0.3361<br>167.5<br>164.4            | 0.1146<br>[0.1000]              | 114.6%                    |  |  | IR2, |
| PFDA    | (513.0 / 469.0)<br>13173<br>(513.0 / 169.0)<br>1049 | (9.29, 1.00)<br>(0.00, N/A, 0.9)   | 49.7<br>88.5  | 0.0796<br>100.1<br>87.6             | 0.1089<br>[0.1000]              | 108.9%                    |  |  |      |
| PFUnA   | (563.0 / 519.0)<br>17732<br>(563.0 / 169.0)<br>1574 | (9.71, 1.00)<br>(0.00, N/A, -0.8)  | 106.1<br>77.8 | 0.0887<br>79.2<br>103.5             | 0.1167<br>[0.1000]              | 116.7%                    |  |  |      |
| PFDoA   | (613.0 / 569.0)<br>25941<br>(613.0 / 169.0)<br>2709 | (9.88, 1.00)<br>(0.00, N/A, 1.5)   | 138.7<br>23.0 | 0.1044<br>83.1<br>85.3              | 0.1374<br>[0.1000]              | 137.4%                    |  |  | QC,  |
| PFTrDA  | (663.0 / 619.0)<br>20613<br>(663.0 / 169.0)<br>4123 | (10.01, 1.01)<br>(N/A, 0.00, -0.6)   | 106.1<br>64.1 | 0.2000<br>95.7<br>87.7              | 0.1323<br>[0.1000]              | 132.3%                    |  |  | QC,  |
| PFTeDA  | (713.0 / 669.0)<br>12992<br>(713.0 / 169.0)<br>2538 | (10.12, 1.00)<br>(0.00, N/A, 1.4)  | 84.1<br>73.0  | 0.1954<br>86.1<br>109.7             | 0.0831<br>[0.1000]              | 83.1%                     |  |  |      |

| Analyte | (Q1 / Q3)<br>Area Counts*min                        | R.T.<br>(R.T [min], R.R.T.)<br>( $\Delta$ RT-[min], $\Delta$ RT-<br>CV[min], $\Delta$ RT ion[s]) | S / N            | Ion Ratio<br>IR Vs MP%<br>IR Vs CV% | Concentration<br>[ True ] ng/mL | Q.C.<br>Rec.<br>{Area%CV} | Primary<br>Transition   | Confirmation<br>Transition  | Flag |
|---------|---|--|------------------|-------------------------------------|---------------------------------|---------------------------|---|---|------|
| PFBS    | (298.9 / 80.0)<br>19706<br>(298.9 / 99.0)<br>13324  | (6.09, 1.00)<br>(0.00, N/A, 0.2)   | 276.7<br>132.3   | 0.6761<br>99.4<br>101.8             | 0.0991<br>[0.0885]              | 112.0%                    |    |    |      |
| PFPeS   | (349.0 / 80.0)<br>35301<br>(349.0 / 99.0)<br>13560  | (7.13, 0.89)<br>(N/A, 0.00, 0.0)   | 223.2<br>155.8   | 0.3841<br>102.9<br>112.3            | 0.0972<br>[0.0938]              | 103.6%                    |    |    |      |
| PFHxS   | (399.0 / 80.0)<br>33162<br>(399.0 / 99.0)<br>13194  | (8.00, 1.00)<br>(0.00, N/A, -0.2)  | 1861.4<br>5439.9 | 0.3979<br>116.0<br>120.2            | 0.1077<br>[0.0911]              | 118.2%                    |    |    |      |
| PFHpS   | (449.0 / 80.0)<br>24794<br>(449.0 / 99.0)<br>6266   | (8.76, 0.93)<br>(N/A, -0.01, -0.5)   | 177.3<br>74.3    | 0.2527<br>86.1<br>92.8              | 0.0915<br>[0.0951]              | 96.1%                     |    |    |      |
| PFOS    | (499.0 / 80.0)<br>25177<br>(499.0 / 99.0)<br>6592   | (9.44, 1.00)<br>(0.00, N/A, -0.2)  | 36.9<br>52.4     | 0.2618<br>114.5<br>120.7            | 0.0749<br>[0.0927]              | 80.8%                     |   |   |      |
| PFNS    | (549.0 / 80.0)<br>47050<br>(549.0 / 99.0)<br>11641  | (9.75, 1.03)<br>(N/A, -0.01, -0.6)   | 160.3<br>91.5    | 0.2474<br>99.1<br>93.8              | 0.1218<br>[0.0960]              | 126.8%                    |  |  |      |
| PFDS    | (599.0 / 80.0)<br>46335<br>(599.0 / 99.0)<br>15044  | (9.90, 1.05)<br>(N/A, 0.00, 0.2)   | 137.0<br>101.2   | 0.3247<br>127.4<br>148.7            | 0.0972<br>[0.0963]              | 100.9%                    |  |  |      |
| PFDoS   | (698.9 / 80.0)<br>20634<br>(698.9 / 99.0)<br>6041   | (10.09, 1.07)<br>(N/A, -0.01, -1.1)  | 743.6<br>49.3    | 0.2928<br>142.5<br>124.0            | 0.0829<br>[0.0970]              | 85.5%                     |  |  |      |
| 4:2FTS  | (327.0 / 307.0)<br>29893<br>(327.0 / 81.0)<br>17143 | (5.80, 1.00)<br>(0.00, N/A, -0.1)  | 478.0<br>153.6   | 0.5735<br>114.7<br>97.3             | 0.4137<br>[0.3738]              | 110.7%                    |  |  |      |
| 6:2FTS  | (427.0 / 407.0)<br>17493<br>(427.0 / 81.0)<br>12757 | (7.53, 1.00)<br>(-0.01, N/A, -0.1)   | 165.9<br>97.2    | 0.7293<br>101.8<br>104.8            | 0.4181<br>[0.3796]              | 110.1%                    |  |  |      |
| 8:2FTS  | (527.0 / 507.0)<br>11586<br>(527.0 / 81.0)<br>10281 | (8.94, 1.00)<br>(0.00, N/A, 0.1)   | 266.5<br>196.1   | 0.8873<br>126.1<br>139.6            | 0.3424<br>[0.3833]              | 89.3%                     |  |  |      |

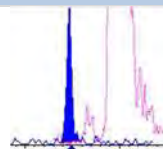
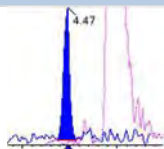
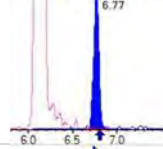
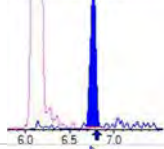
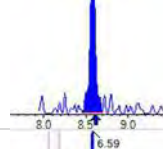
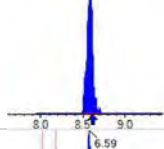
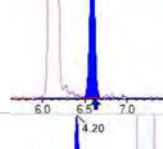
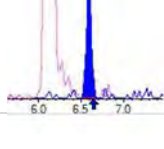
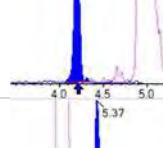
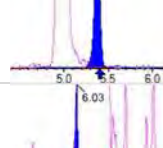
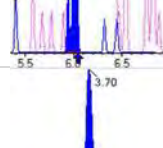
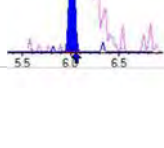
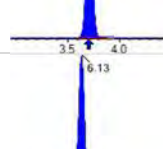
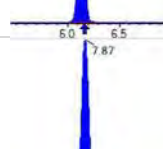
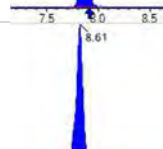



Chemist: ABK  
 Instrument: Saphira  
 Type: Sciex Q3 5500

Sample I.D.: BBL0249-MRL1  
 DF, IV: 1, 10.0µL  
 Acquisition Method: 1633 2022-12-13.dam

Quant Method: 1633 - S2022-12-15A  
 Path: S2022-12-15C (8)  
 Acquired: 2022/12/16 - 01:29

| Analyte      | (Q1 / Q3)<br>Area Counts*min                          | R.T.<br>(R.T [min], R.R.T.)<br>( $\Delta$ RT-[min], $\Delta$ RT-<br>CV[min], $\Delta$ RT ion[s]) | S / N          | Ion Ratio<br>IR Vs MP%<br>IR Vs CV% | Concentration<br>[ True ] ng/mL | Q.C.<br>Rec.<br>{Area%CV} | Primary<br>Transition | Confirmation<br>Transition | Flag |
|--------------|---|--|----------------|-------------------------------------|---------------------------------|---------------------------|-----------------------|----------------------------|------|
| PFOSA        | (498.0 / 78.0)<br>91893<br>(498.0 / 478.0)<br>1523    | (10.16, 1.00)<br>(0.00, N/A, -1.0)   | 396.5<br>115.7 | 0.0166<br>70.1<br>71.3              | 0.1999<br>[0.1000]              | 199.9%                    |                       |                            | QC,  |
| NMeFOSA      | (511.9 / 219.0)<br>21803<br>(511.9 / 169.0)<br>15820  | (10.60, 1.00)<br>(0.00, N/A, 0.1)  | 396.8<br>179.3 | 0.7256<br>104.1<br>107.3            | 0.3501<br>[0.4000]              | 87.5%                     |                       |                            |      |
| NEIFOSA      | (526.0 / 219.0)<br>22357<br>(526.0 / 169.0)<br>26048  | (10.69, 1.00)<br>(0.00, N/A, 0.0)  | 398.3<br>284.6 | 1.1651<br>103.4<br>111.2            | 0.3759<br>[0.4000]              | 94.0%                     |                       |                            |      |
| NMeFOSAA     | (570.0 / 419.0)<br>6065<br>(570.0 / 483.0)<br>1387    | (9.49, 1.00)<br>(0.01, N/A, 1.2)   | 81.6<br>417.0  | 0.2287<br>48.7<br>36.9              | 0.1252<br>[0.1000]              | 125.2%                    |                       |                            | IR1, |
| NEIFOSAA     | (584.0 / 419.0)<br>3463<br>(584.0 / 526.0)<br>2371    | (9.66, 1.00)<br>(-0.01, N/A, -0.5)   | 48.0<br>33.9   | 0.6848<br>88.9<br>103.9             | 0.0614<br>[0.1000]              | 61.4%                     |                       |                            | QC,  |
| NMeFOSE      | (616.1 / 59.0)<br>10403                               | (10.57, 1.00)<br>(0.01, N/A, 0.0)  | 135.2          | N/A<br>0.0<br>0.0                   | 0.4396<br>[0.4000]              | 109.9%                    |                       |                            |      |
| NEtFOSE      | (630.0 / 59.0)<br>2736                                | (10.67, 1.00)<br>(0.01, N/A, 0.0)  | 71.4           | N/A<br>0.0<br>0.0                   | 0.4195<br>[0.4000]              | 104.9%                    |                       |                            |      |
| HFPO-DA      | (285.0 / 169.0)<br>15677<br>(285.0 / 185.0)<br>34555  | (6.48, 1.00)<br>(0.00, N/A, 0.1)   | 245.8<br>243.7 | 2.2041<br>86.4<br>79.9              | 0.2586<br>[0.2000]              | 129.3%                    |                       |                            |      |
| ADONA        | (377.0 / 85.0)<br>42334<br>(377.0 / 251.0)<br>7953    | (7.37, 1.14)<br>(N/A, -0.01, -0.2)   | 374.5<br>28.6  | 0.1879<br>149.8<br>144.3            | 0.1684<br>[0.1885]              | 89.3%                     |                       |                            |      |
| 9CI-Pf3ONS   | (531.0 / 351.0)<br>139556<br>(533.0 / 353.0)<br>35148 | (9.70, 1.50)<br>(N/A, 0.00, 0.0)   | 302.8<br>142.8 | 0.2519<br>79.5<br>80.3              | 0.1958<br>[0.1867]              | 104.9%                    |                       |                            |      |
| 11CI-PF3OUDS | (631.0 / 451.0)<br>78323<br>(633.0 / 453.0)<br>23294  | (9.99, 1.54)<br>(N/A, 0.00, 0.1)   | 361.4<br>375.8 | 0.2974<br>101.7<br>97.2             | 0.1668<br>[0.1886]              | 88.4%                     |                       |                            |      |

| Analyte        | (Q1 / Q3)<br>Area Counts*min                         | R.T.<br>(R.T [min], R.R.T.)<br>( $\Delta$ RT-[min], $\Delta$ RT-<br>CV[min], $\Delta$ RT ion[s]) | S / N           | Ion Ratio<br>IR Vs MP%<br>IR Vs CV% | Concentration<br>[ True ] ng/mL | Q.C.<br>Rec.<br>{Area%CV} | Primary<br>Transition   | Confirmation<br>Transition  | Flag    |
|----------------|--|--|-----------------|-------------------------------------|---------------------------------|---------------------------|---|---|---------|
| 3:3FTCA        | (241.0 / 177.0)<br>1491<br>(241.0 / 117.0)<br>2964   | (4.47, 0.90)<br>(N/A, 0.00, -0.1)  | 73.7<br>51.9    | 1.9883<br>0.1<br>119.5              | 0.4002<br>[0.4000]              | 100.0%                    |    |    | IR1,    |
| 5:3FTCA        | (341.0 / 236.7)<br>12938<br>(341.0 / 217.0)<br>16845 | (6.77, 1.10)<br>(N/A, 0.00, 0.2)   | 201.4<br>76.3   | 1.3020<br>82.4<br>81.6              | 0.4974<br>[0.4000]              | 124.3%                    |    |    |         |
| 7:3FTCA        | (441.0 / 317.0)<br>15300<br>(441.0 / 337.0)<br>10200 | (8.58, 1.40)<br>(N/A, 0.00, -0.2)  | 30.7<br>21026.7 | 0.6667<br>82.0<br>74.8              | 0.5212<br>[0.4000]              | 130.3%                    |    |    | QC,     |
| PFEESA         | (315.0 / 135.0)<br>29121<br>(315.0 / 83.0)<br>8647   | (6.59, 1.07)<br>(N/A, 0.00, -0.3)  | 359.5<br>71.0   | 0.2969<br>105.1<br>107.9            | 0.2220<br>[0.1785]              | 124.4%                    |    |    |         |
| PFMPA          | (229.0 / 85.0)<br>4908                               | (4.20, 0.84)<br>(N/A, 0.01, 0.0)   | 225.4           | N/A<br>0.0<br>0.0                   | 0.2093<br>[0.2000]              | 104.7%                    |   |   |         |
| PFMBA          | (279.0 / 85.0)<br>16614                              | (5.37, 1.08)<br>(N/A, 0.00, 0.0)   | 372.9           | N/A<br>0.0<br>0.0                   | 0.2171<br>[0.2000]              | 108.5%                    |  |   |         |
| NFDHA          | (201.0 / 85.0)<br>614<br>(295.0 / 201.0)<br>4069     | (6.03, 0.98)<br>(N/A, 0.01, 0.8)   | 52.3<br>900.5   | 6.6307<br>0.8<br>83.1               | 0.1276<br>[0.2000]              | 63.8%                     |  |  | QC,IR1, |
| 13C3_PFBA_IIS  | (216.0 / 172.0)<br>90280                             | (3.70, N/A)<br>(N/A, 0.02, N/A)  | 756.5           | N/A                                 | 1.0326<br>[1.0000]              | 103.3%<br>{108.5%}        |  |   |         |
| 13C2_PFHxA_IIS | (315.1 / 270.0)<br>153289                            | (6.13, N/A)<br>(N/A, 0.00, N/A)  | 450.6           | N/A                                 | 1.1650<br>[1.0000]              | 116.5%<br>{116.1%}        |  |   |         |
| 13C4_PFOA_IIS  | (417.0 / 372.0)<br>131041                            | (7.87, N/A)<br>(N/A, 0.00, N/A)  | 739.7           | N/A                                 | 1.0469<br>[1.0000]              | 104.7%<br>{107.0%}        |  |   |         |
| 13C5_PFNA_IIS  | (468.0 / 423.0)<br>107707                            | (8.61, N/A)<br>(N/A, 0.00, N/A)  | 516.8           | N/A                                 | 1.0790<br>[1.0000]              | 107.9%<br>{111.9%}        |  |   |         |

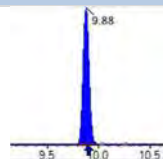
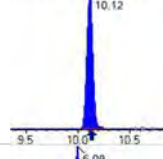
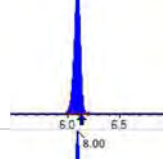
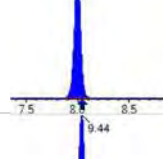
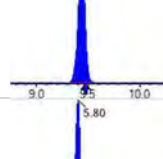
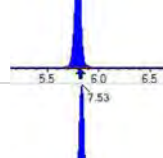

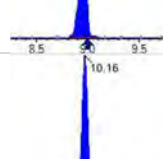
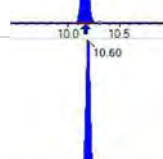
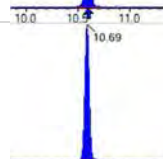



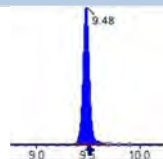
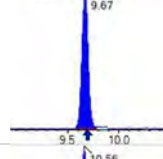
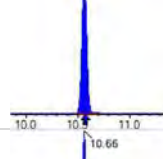
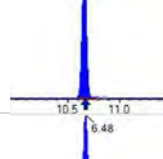
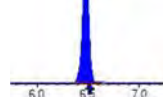
Chemist: ABK  
 Instrument: Saphira  
 Type: Sciex Q3 5500

Sample I.D.: BBL0249-MRL1  
 DF, IV: 1, 10.0µL  
 Acquisition Method: 1633 2022-12-13.dam

Quant Method: 1633 - S2022-12-15A  
 Path: S2022-12-15C (8)  
 Acquired: 2022/12/16 - 01:29

| Analyte        | (Q1 / Q3)<br>Area Counts*min | R.T.<br>(R.T [min], R.R.T.)<br>(ΔRT-[min], ΔRT-CV[min], ΔRT ion[s]) | S / N  | Ion Ratio<br>IR Vs MP%<br>IR Vs CV% | Concentration<br>[ True ] ng/mL | Q.C.<br>Rec.<br>{Area%CV} | Primary<br>Transition | Confirmation<br>Transition | Flag |
|----------------|------------------------------|---|--------|-------------------------------------|---------------------------------|---------------------------|-----------------------|----------------------------|------|
| 13C2_PFDA_IIS  | (515.1 / 470.1)<br>116134    | (9.29, N/A)<br>(N/A, 0.00, N/A)                                     | 341.3  | N/A                                 | 1.1199<br>[ 1.0000 ]            | 112.0%<br>{ 116.4% }      |                       |                            |      |
| 18O2_PFHxS_IIS | (403.0 / 83.9)<br>228106     | (8.00, N/A)<br>(N/A, 0.00, N/A)                                     | 1041.0 | N/A                                 | 0.9642<br>[ 1.0000 ]            | 96.4%<br>{ 102.7% }       |                       |                            |      |
| 13C4_PFOS_IIS  | (502.8 / 79.9)<br>215357     | (9.44, N/A)<br>(N/A, 0.00, N/A)                                     | 512.5  | N/A                                 | 1.0735<br>[ 1.0000 ]            | 107.3%<br>{ 108.9% }      |                       |                            |      |
| 13C4_PFBA_EIS  | (217.0 / 172.0)<br>655135    | (3.70, N/A)<br>(N/A, 0.02, N/A)                                     | 933.3  | N/A                                 | 7.0091<br>[ 8.0000 ]            | 87.6%<br>{ 97.5% }        |                       |                            |      |
| 13C5_PFPeA_EIS | (267.9 / 223.0)<br>383793    | (4.99, N/A)<br>(N/A, 0.00, N/A)                                     | 888.8  | N/A                                 | 3.4008<br>[ 4.0000 ]            | 85.0%<br>{ 100.8% }       |                       |                            |      |
| 13C5_PFHxA_EIS | (318.0 / 273.0)<br>281611    | (6.13, N/A)<br>(N/A, 0.00, N/A)                                     | 675.6  | N/A                                 | 1.5606<br>[ 2.0000 ]            | 78.0%<br>{ 98.8% }        |                       |                            |      |
| 13C4_PFHpA_EIS | (367.0 / 322.0)<br>264143    | (7.06, N/A)<br>(N/A, 0.00, N/A)                                     | 598.6  | N/A                                 | 1.6568<br>[ 2.0000 ]            | 82.8%<br>{ 101.0% }       |                       |                            |      |
| 13C8_PFOA_EIS  | (421.0 / 376.0)<br>273614    | (7.87, N/A)<br>(N/A, 0.00, N/A)                                     | 867.1  | N/A                                 | 1.8896<br>[ 2.0000 ]            | 94.5%<br>{ 108.6% }       |                       |                            |      |
| 13C9_PFNA_EIS  | (472.0 / 427.0)<br>94001     | (8.61, N/A)<br>(N/A, 0.00, N/A)                                     | 406.0  | N/A                                 | 0.7990<br>[ 1.0000 ]            | 79.9%<br>{ 99.7% }        |                       |                            |      |
| 13C6_PFDA_EIS  | (519.0 / 474.0)<br>131239    | (9.29, N/A)<br>(N/A, -0.01, N/A)                                    | 357.3  | N/A                                 | 0.8340<br>[ 1.0000 ]            | 83.4%<br>{ 100.5% }       |                       |                            |      |
| 13C7_PFUnA_EIS | (570.0 / 525.0)<br>203876    | (9.70, N/A)<br>(N/A, 0.00, N/A)                                     | 352.8  | N/A                                 | 0.8998<br>[ 1.0000 ]            | 90.0%<br>{ 136.3% }       |                       |                            |      |

| Analyte         | (Q1 / Q3)<br>Area Counts*min | R.T.<br>(R.T [min], R.R.T.)<br>( $\Delta$ RT-[min], $\Delta$ RT-<br>CV[min], $\Delta$ RT ion[s]) | S / N  | Ion Ratio<br>IR Vs MP%<br>IR Vs CV% | Concentration<br>[ True ] ng/mL | Q.C.<br>Rec.<br>{Area%CV} | Primary<br>Transition   | Confirmation<br>Transition | Flag |
|-----------------|------------------------------|--|--------|-------------------------------------|---------------------------------|---------------------------|---|----------------------------|------|
| 13C2_PFDa_EIS   | (615.0 / 570.0)<br>235674    | (9.88, N/A)<br>(N/A, 0.00, N/A)  | 376.3  | N/A                                 | 0.9223<br>[ 1.0000 ]            | 92.2%<br>{ 97.4% }        |    |                            |      |
| 13C2_PFTeDA_EIS | (715.0 / 670.0)<br>163317    | (10.12, N/A)<br>(N/A, 0.00, N/A)   | 346.1  | N/A                                 | 1.0516<br>[ 1.0000 ]            | 105.2%<br>{ 123.2% }      |    |                            |      |
| 13C3_PFBs_EIS   | (302.0 / 80.0)<br>727866     | (6.09, N/A)<br>(N/A, 0.00, N/A)  | 772.1  | N/A                                 | 1.9538<br>[ 2.0000 ]            | 97.7%<br>{ 97.8% }        |    |                            |      |
| 13C3_PFHxS_EIS  | (402.0 / 80.0)<br>387254     | (8.00, N/A)<br>(N/A, 0.00, N/A)  | 956.2  | N/A                                 | 2.0044<br>[ 2.0000 ]            | 100.2%<br>{ 107.5% }      |    |                            |      |
| 13C8_PFOS_EIS   | (507.0 / 80.0)<br>611521     | (9.44, N/A)<br>(N/A, 0.00, N/A)  | 746.2  | N/A                                 | 1.7286<br>[ 2.0000 ]            | 86.4%<br>{ 98.6% }        |   |                            |      |
| 13C2_4:2FTS_EIS | (329.0 / 81.0)<br>90627      | (5.80, N/A)<br>(N/A, 0.00, N/A)  | 574.2  | N/A                                 | 4.3142<br>[ 4.0000 ]            | 107.9%<br>{ 99.4% }       |  |                            |      |
| 13C2_6:2FTS_EIS | (429.0 / 81.0)<br>108386     | (7.53, N/A)<br>(N/A, 0.00, N/A)  | 529.5  | N/A                                 | 4.0261<br>[ 4.0000 ]            | 100.7%<br>{ 97.7% }       |  |                            |      |
| 13C2_8:2FTS_EIS | (529.0 / 81.0)<br>92339      | (8.94, N/A)<br>(N/A, 0.00, N/A)  | 356.4  | N/A                                 | 3.8260<br>[ 4.0000 ]            | 95.6%<br>{ 86.5% }        |  |                            |      |
| 13C8_PFOsa_EIS  | (506.0 / 78.0)<br>923626     | (10.16, N/A)<br>(N/A, 0.00, N/A)   | 913.0  | N/A                                 | 1.7940<br>[ 2.0000 ]            | 89.7%<br>{ 101.0% }       |  |                            |      |
| D3_NMeFOSA_EIS  | (515.0 / 169.0)<br>156129    | (10.60, N/A)<br>(N/A, 0.00, N/A)   | 645.4  | N/A                                 | 1.2173<br>[ 2.0000 ]            | 60.9%<br>{ 64.7% }        |  |                            |      |
| D5_NEtFOSA_EIS  | (531.1 / 169.0)<br>130426    | (10.69, N/A)<br>(N/A, 0.00, N/A)   | 1021.0 | N/A                                 | 1.0890<br>[ 2.0000 ]            | 54.4%<br>{ 55.5% }        |  |                            |      |

| Analyte         | (Q1 / Q3)<br>Area Counts*min | R.T.<br>(R.T [min], R.R.T.)<br>( $\Delta$ RT-I[ $\mu$ min], $\Delta$ RT-<br>CV[ $\mu$ min], $\Delta$ RT ion[s]) | S / N  | Ion Ratio<br>IR Vs MP%<br>IR Vs CV% | Concentration<br>[ True ] ng/mL | Q.C.<br>Rec.<br>{Area%CV} | Primary<br>Transition  | Confirmation<br>Transition | Flag |
|-----------------|------------------------------|---|--------|-------------------------------------|---------------------------------|---------------------------|--|----------------------------|------|
| D3_MeFOSAA_EIS  | (573.0 / 419.0)<br>267268    | (9.48, N/A)<br>(N/A, 0.00, N/A)   | 416.6  | N/A                                 | 3.2207<br>[ 4.0000 ]            | 80.5%<br>{ 97.3% }        |   |                            |      |
| D5_EtFOSAA_EIS  | (589.0 / 419.0)<br>250190    | (9.67, N/A)<br>(N/A, 0.00, N/A)   | 287.1  | N/A                                 | 3.6277<br>[ 4.0000 ]            | 90.7%<br>{ 103.2% }       |   |                            |      |
| D7_NMeFOSE_EIS  | (623.2 / 58.9)<br>371717     | (10.56, N/A)<br>(N/A, 0.00, N/A)  | 969.4  | N/A                                 | 15.0664<br>[ 20.0000 ]          | 75.3%<br>{ 80.8% }        |   |                            |      |
| D9_NEtFOSE_EIS  | (639.2 / 58.9)<br>204341     | (10.66, N/A)<br>(N/A, 0.00, N/A)  | 1031.8 | N/A                                 | 15.3805<br>[ 20.0000 ]          | 76.9%<br>{ 75.4% }        |   |                            |      |
| 13C3_HFPODA_EIS | (287.0 / 169.0)<br>793858    | (6.48, N/A)<br>(N/A, 0.00, N/A)   | 917.6  | N/A                                 | 7.2255<br>[ 8.0000 ]            | 90.3%<br>{ 111.2% }       |  |                            |      |

## ANALYSIS DATA SHEET

Blanka

|              |                  |                 |                 |
|--------------|------------------|-----------------|-----------------|
| Laboratory:a | APPL, LLCa       | Work Order:a    | 22L0004a        |
| Client:a     | Tidewater, Inc.a | Project:a       | NASA JPL Sla    |
| M trix:a     | Watera           | Laboratory ID:a | BBL0296-BLK1a   |
| Sampled:a    |                  | Prepared:a      | 12/14/22 08:57a |
| Solids:a     |                  | Analyzed:a      | 12/15/22 16:10a |
| Batch:a      | BBL0296a         | Preparation:a   | Table B-15a     |
| Column:a     | 1a               | Dilution:a      | 1a              |
|              | Sequence:a       | SB03858a        | Calibration:a   |
|              |                  | 2251019a        | Instrument:a    |
|              |                  |                 | Saphira         |

| COMPOUNDL | CONC. (ng/L)L | OQL   | OD    | DL     | QL      |
|-----------|---------------|-------|-------|--------|---------|
| PFBAa     | 0.20 Ua       | 3.2a  | 0.20a | 0.050a | Ua      |
| PFPEAa    | 0.20 Ua       | 1.6a  | 0.20a | 0.062a | Ua      |
| PFHXAa    | 0.20 Ua       | 0.80a | 0.20a | 0.064a | Ua      |
| PFHPAa    | 0.20 Ua       | 0.80a | 0.20a | 0.050a | Ua      |
| PFOAa     | 0.194 Ja      | 0.80a | 0.20a | 0.082a | Ja      |
| PFNAa     | 0.20 Ua       | 0.80a | 0.20a | 0.050a | Ua      |
| PFDAa     | 0.20 Ua       | 0.80a | 0.20a | 0.050a | Ua      |
| PFUnAa    | 0.20 Ua       | 0.80a | 0.20a | 0.080a | Ua      |
| PFDOAa    | 0.20 Ua       | 0.80a | 0.20a | 0.050a | Ua      |
| PFTRDAa   | 0.20 Ua       | 0.80a | 0.20a | 0.058a | Ua      |
| PFTEDAa   | 0.20 Ua       | 0.80a | 0.20a | 0.086a | Ua      |
| PFBSa     | 0.20 Ua       | 0.80a | 0.20a | 0.050a | Ua      |
| PFPESa    | 0.20 Ua       | 0.80a | 0.20a | 0.058a | Ua      |
| PFHXSa    | 0.20 Ua       | 0.80a | 0.20a | 0.050a | Ua      |
| PFHPSa    | 0.20 Ua       | 0.80a | 0.20a | 0.056a | Ua      |
| PFOSa     | 0.276 Ja      | 0.80a | 0.20a | 0.050a | MI5, Ja |
| PFNSa     | 0.40 Ua       | 0.80a | 0.40a | 0.25a  | Ua      |
| PFDSa     | 0.20 Ua       | 0.80a | 0.20a | 0.064a | Ua      |
| 4:2FTSa   | 0.40 Ua       | 3.2a  | 0.40a | 0.11a  | Ua      |
| 6:2FTSa   | 0.20 Ua       | 3.2a  | 0.20a | 0.090a | Ua      |
| 8:2FTSa   | 0.60 Ua       | 3.2a  | 0.60a | 0.20a  | Ua      |
| PFOSAa    | 0.20 Ua       | 3.2a  | 0.20a | 0.050a | Ua      |
| NMeFOSAa  | 2.0 Ua        | 3.2a  | 2.0a  | 0.99a  | Ua      |
| NEtFOSAa  | 2.0 Ua        | 3.2a  | 2.0a  | 0.98a  | Ua      |
| NMeFOSAAa | 0.20 Ua       | 0.80a | 0.20a | 0.072a | Ua      |
| NEtFOSAAa | 0.20 Ua       | 0.80a | 0.20a | 0.050a | Ua      |
| NMeFOSEa  | 1.2 Ua        | 3.2a  | 1.2a  | 0.60a  | Ua      |
| NEtFOSEa  | 1.2 Ua        | 3.2a  | 1.2a  | 0.60a  | Ua      |
| HFPO-DAa  | 1.0 Ua        | 1.6a  | 1.0a  | 0.49a  | Ua      |
| ADONa     | 0.60 Ua       | 1.6a  | 0.60a | 0.28a  | Ua      |

**ANALYSIS DATA SHEETL**

Blanka

|              |                  |                 |                             |
|--------------|------------------|-----------------|-----------------------------|
| Laboratory:a | APPL, LLCa       | Work Order:a    | 22L0004a                    |
| Client:a     | Tidewater, Inc.a | Project:a       | NASA JPL Sla                |
| Matrix:a     | Watera           | Laboratory ID:a | BBL0296-BLK1a               |
| Sampled:a    |                  | Prepared:a      | 12/14/22 08:57a             |
| Solids:a     |                  | Preparation:a   | Table B-15a                 |
| Batch:a      | BBL0296a         | Sequence:a      | SB03858a                    |
| Column:a     | 1a               | Calibration:a   | 2251019a                    |
|              |                  |                 | Instrument:a Saphira        |
|              |                  |                 | File ID:a S2022-12-15B (5)a |
|              |                  |                 | Analyzed:a 12/15/22 16:10a  |
|              |                  |                 | Dilution:a 1a               |

| COMPOUNDL     | CONC. (ng/L)L | OQL  | OD    | D    | QL |
|---------------|---------------|------|-------|------|----|
| 9CL-PF3ONSa   | 0.60 Ua       | 1.6a | 0.60a | 0.24 | Ua |
| 11CL-PF3OUDSa | 0.60 Ua       | 1.6a | 0.60a | 0.24 | Ua |



Chemist: DAG  
 Instrument: Saphira  
 Type: Sciex Q3 5500

Sample I.D.: BBL0296-BLK1  
 DF, IV: 1, 10.0µL  
 Acquisition Method: 1633 2022-12-13.dam

Quant Method: 1633 - 2022-12-15A  
 Path: S2022-12-15B (5)  
 Acquired: 2022/12/15 - 16:10

| Analyte | (Q1 / Q3)<br>Area Counts*min                       | R.T.<br>(R.T [min], R.R.T.)<br>(ΔRT-I[min], ΔRT-CV[min], ΔRT ion[s]) | S / N        | Ion Ratio<br>IR Vs MP%<br>IR Vs CV% | Concentration<br>[ True ] ng/mL | Q.C.<br>Rec.<br>{Area%CV} | Primary<br>Transition | Confirmation<br>Transition | Flag |
|---------|--|--|--------------|-------------------------------------|---------------------------------|---------------------------|-----------------------|----------------------------|------|
| PFBA    | (212.9 / 169.0)<br>N/A                             | (N/A, N/A)<br>(N/A, N/A, N/A)  | N/A          | N/A<br>0.0<br>0.0                   | 0.0000                          | N/A                       |                       |                            |      |
| PFPeA   | (262.9 / 219.0)<br>N/A<br>(262.9 / 69.0)<br>N/A    | (N/A, N/A)<br>(N/A, N/A, N/A)  | N/A<br>N/A   | N/A<br>0.0<br>0.0                   | 0.0000                          | N/A                       |                       |                            |      |
| PFHxA   | (313.0 / 269.0)<br>N/A<br>(313.0 / 119.0)<br>N/A   | (N/A, N/A)<br>(N/A, N/A, N/A)  | N/A<br>N/A   | N/A<br>0.0<br>0.0                   | 0.0000                          | N/A                       |                       |                            |      |
| PFHpA   | (363.0 / 319.0)<br>N/A<br>(363.0 / 169.0)<br>N/A   | (N/A, N/A)<br>(N/A, N/A, N/A)  | N/A<br>N/A   | N/A<br>0.0<br>0.0                   | 0.0000                          | N/A                       |                       |                            |      |
| PFOA    | (413.0 / 369.0)<br>3125<br>(413.0 / 169.0)<br>1420 | (7.91, 1.00)<br>(0.00, N/A, -0.4)                                    | 18.4<br>64.7 | 0.4542<br>134.9<br>144.7            | 0.0243                          | N/A                       |                       |                            |      |
| PFNA    | (463.0 / 419.0)<br>N/A<br>(463.0 / 169.0)<br>N/A   | (N/A, N/A)<br>(N/A, N/A, N/A)  | N/A<br>N/A   | N/A<br>0.0<br>0.0                   | 0.0000                          | N/A                       |                       |                            |      |
| PFDA    | (513.0 / 469.0)<br>N/A<br>(513.0 / 169.0)<br>N/A   | (N/A, N/A)<br>(N/A, N/A, N/A)  | N/A<br>N/A   | N/A<br>0.0<br>0.0                   | 0.0000                          | N/A                       |                       |                            |      |
| PFUnA   | (563.0 / 519.0)<br>N/A<br>(563.0 / 169.0)<br>N/A   | (N/A, N/A)<br>(N/A, N/A, N/A)  | N/A<br>N/A   | N/A<br>0.0<br>0.0                   | 0.0000                          | N/A                       |                       |                            |      |
| PFDoA   | (613.0 / 569.0)<br>N/A<br>(613.0 / 169.0)<br>N/A   | (N/A, N/A)<br>(N/A, N/A, N/A)  | N/A<br>N/A   | N/A<br>0.0<br>0.0                   | 0.0000                          | N/A                       |                       |                            |      |
| PFTrDA  | (663.0 / 619.0)<br>N/A<br>(663.0 / 169.0)<br>N/A   | (N/A, N/A)<br>(N/A, N/A, N/A)  | N/A<br>N/A   | N/A<br>0.0<br>0.0                   | 0.0000                          | N/A                       |                       |                            |      |
| PFTeDA  | (713.0 / 669.0)<br>N/A<br>(713.0 / 169.0)<br>N/A   | (N/A, N/A)<br>(N/A, N/A, N/A)  | N/A<br>N/A   | N/A<br>0.0<br>0.0                   | 0.0000                          | N/A                       |                       |                            |      |



Chemist: DAG  
 Instrument: Saphira  
 Type: Sciex Q3 5500

Sample I.D.: BBL0296-BLK1  
 DF, IV: 1, 10.0µL  
 Acquisition Method: 1633 2022-12-13.dam

Quant Method: 1633 - 2022-12-15A  
 Path: S2022-12-15B (5)  
 Acquired: 2022/12/15 - 16:10

| Analyte | (Q1 / Q3)<br>Area Counts*min                          | R.T.<br>(R.T [min], R.R.T.)<br>(ΔRT-I[min], ΔRT-CV[min], ΔRT ion[s]) | S / N         | Ion Ratio<br>IR Vs MP%<br>IR Vs CV% | Concentration<br>[ True ] ng/mL | Q.C.<br>Rec.<br>{Area%CV} | Primary<br>Transition | Confirmation<br>Transition | Flag                 |
|---------|---|--|---------------|-------------------------------------|---------------------------------|---------------------------|-----------------------|----------------------------|----------------------|
| PFBS    | ( 298.9 / 80.0 )<br>N/A<br>( 298.9 / 99.0 )<br>N/A    | ( N/A , N/A )<br>( N/A , N/A , N/A )                                 | N/A<br>N/A    | N/A<br>0.0<br>0.0                   | 0.0000                          | N/A                       |                       |                            |                      |
| PFPeS   | ( 349.0 / 80.0 )<br>N/A<br>( 349.0 / 99.0 )<br>N/A    | ( N/A , N/A )<br>( N/A , N/A , N/A )                                 | N/A<br>N/A    | N/A<br>0.0<br>0.0                   | 0.0000                          | N/A                       |                       |                            |                      |
| PFHxS   | ( 399.0 / 80.0 )<br>N/A<br>( 399.0 / 99.0 )<br>N/A    | ( N/A , N/A )<br>( N/A , N/A , N/A )                                 | N/A<br>N/A    | N/A<br>0.0<br>0.0                   | 0.0000                          | N/A                       |                       |                            |                      |
| PFHpS   | ( 449.0 / 80.0 )<br>N/A<br>( 449.0 / 99.0 )<br>N/A    | ( N/A , N/A )<br>( N/A , N/A , N/A )                                 | N/A<br>N/A    | N/A<br>0.0<br>0.0                   | 0.0000                          | N/A                       |                       |                            |                      |
| PFOS    | ( 499.0 / 80.0 )<br>11014<br>( 499.0 / 99.0 )<br>3027 | ( 9.48 , 1.00 )<br>( 0.00 , N/A , -0.9 )                             | 31.8<br>157.7 | 0.2748<br>120.2<br>118.7            | 0.0345                          | N/A                       |                       |                            | MI5 DG<br>2022-12-16 |
| PFNS    | ( 549.0 / 80.0 )<br>N/A<br>( 549.0 / 99.0 )<br>N/A    | ( N/A , N/A )<br>( N/A , N/A , N/A )                                 | N/A<br>N/A    | N/A<br>0.0<br>0.0                   | 0.0000                          | N/A                       |                       |                            |                      |
| PFDS    | ( 599.0 / 80.0 )<br>N/A<br>( 599.0 / 99.0 )<br>N/A    | ( N/A , N/A )<br>( N/A , N/A , N/A )                                 | N/A<br>N/A    | N/A<br>0.0<br>0.0                   | 0.0000                          | N/A                       |                       |                            |                      |
| PFDoS   | ( 698.9 / 80.0 )<br>N/A<br>( 698.9 / 99.0 )<br>N/A    | ( N/A , N/A )<br>( N/A , N/A , N/A )                                 | N/A<br>N/A    | N/A<br>0.0<br>0.0                   | 0.0000                          | N/A                       |                       |                            |                      |
| 4:2FTS  | ( 327.0 / 307.0 )<br>N/A<br>( 327.0 / 81.0 )<br>N/A   | ( N/A , N/A )<br>( N/A , N/A , N/A )                                 | N/A<br>N/A    | N/A<br>0.0<br>0.0                   | 0.0000                          | N/A                       |                       |                            |                      |
| 6:2FTS  | ( 427.0 / 407.0 )<br>N/A<br>( 427.0 / 81.0 )<br>N/A   | ( N/A , N/A )<br>( N/A , N/A , N/A )                                 | N/A<br>N/A    | N/A<br>0.0<br>0.0                   | 0.0000                          | N/A                       |                       |                            |                      |
| 8:2FTS  | ( 527.0 / 507.0 )<br>N/A<br>( 527.0 / 81.0 )<br>N/A   | ( N/A , N/A )<br>( N/A , N/A , N/A )                                 | N/A<br>N/A    | N/A<br>0.0<br>0.0                   | 0.0000                          | N/A                       |                       |                            |                      |

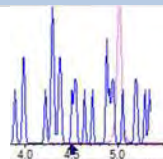
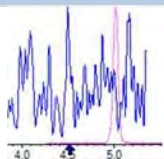
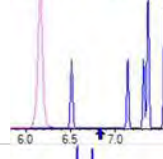
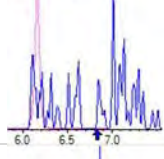
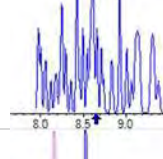
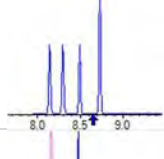
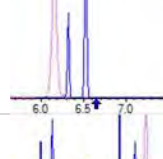
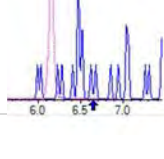
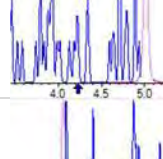
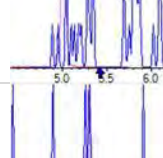
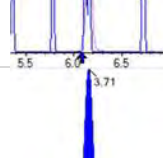
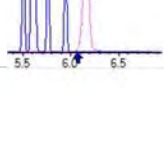
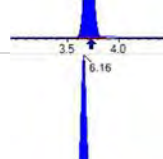
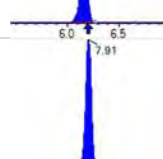
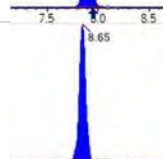



Chemist: DAG  
 Instrument: Saphira  
 Type: Sciex Q3 5500

Sample I.D.: BBL0296-BLK1  
 DF, IV: 1, 10.0µL  
 Acquisition Method: 1633 2022-12-13.dam

Quant Method: 1633 - 2022-12-15A  
 Path: S2022-12-15B (5)  
 Acquired: 2022/12/15 - 16:10

| Analyte      | (Q1 / Q3)<br>Area Counts*min                         | R.T.<br>(R.T [min], R.R.T.)<br>(ΔRT-I[min], ΔRT-CV[min], ΔRT ion[s]) | S / N      | Ion Ratio<br>IR Vs MP%<br>IR Vs CV% | Concentration<br>[ True ] ng/mL | Q.C.<br>Rec.<br>{Area%CV} | Primary<br>Transition | Confirmation<br>Transition | Flag |
|--------------|--|--|------------|-------------------------------------|---------------------------------|---------------------------|-----------------------|----------------------------|------|
| PFOSA        | ( 498.0 / 78.0 )<br>N/A<br>( 498.0 / 478.0 )<br>N/A  | ( N/A , N/A )<br>( N/A , N/A , N/A )                                 | N/A<br>N/A | N/A<br>0.0<br>0.0                   | 0.0000                          | N/A                       |                       |                            |      |
| NMeFOSA      | ( 511.9 / 219.0 )<br>N/A<br>( 511.9 / 169.0 )<br>N/A | ( N/A , N/A )<br>( N/A , N/A , N/A )                                 | N/A<br>N/A | N/A<br>0.0<br>0.0                   | 0.0000                          | N/A                       |                       |                            |      |
| NEiFOSA      | ( 526.0 / 219.0 )<br>N/A<br>( 526.0 / 169.0 )<br>N/A | ( N/A , N/A )<br>( N/A , N/A , N/A )                                 | N/A<br>N/A | N/A<br>0.0<br>0.0                   | 0.0000                          | N/A                       |                       |                            |      |
| NMeFOSAA     | ( 570.0 / 419.0 )<br>N/A<br>( 570.0 / 483.0 )<br>N/A | ( N/A , N/A )<br>( N/A , N/A , N/A )                                 | N/A<br>N/A | N/A<br>0.0<br>0.0                   | 0.0000                          | N/A                       |                       |                            |      |
| NEiFOSAA     | ( 584.0 / 419.0 )<br>N/A<br>( 584.0 / 526.0 )<br>N/A | ( N/A , N/A )<br>( N/A , N/A , N/A )                                 | N/A<br>N/A | N/A<br>0.0<br>0.0                   | 0.0000                          | N/A                       |                       |                            |      |
| NMeFOSE      | ( 616.1 / 59.0 )<br>N/A                              | ( N/A , N/A )<br>( N/A , N/A , N/A )                                 | N/A        | N/A<br>0.0<br>0.0                   | 0.0000                          | N/A                       |                       |                            |      |
| NEiFOSE      | ( 630.0 / 59.0 )<br>N/A                              | ( N/A , N/A )<br>( N/A , N/A , N/A )                                 | N/A        | N/A<br>0.0<br>0.0                   | 0.0000                          | N/A                       |                       |                            |      |
| HFPO-DA      | ( 285.0 / 169.0 )<br>N/A<br>( 285.0 / 185.0 )<br>N/A | ( N/A , N/A )<br>( N/A , N/A , N/A )                                 | N/A<br>N/A | N/A<br>0.0<br>0.0                   | 0.0000                          | N/A                       |                       |                            |      |
| ADONA        | ( 377.0 / 85.0 )<br>N/A<br>( 377.0 / 251.0 )<br>N/A  | ( N/A , N/A )<br>( N/A , N/A , N/A )                                 | N/A<br>N/A | N/A<br>0.0<br>0.0                   | 0.0000                          | N/A                       |                       |                            |      |
| 9CI-Pf3ONS   | ( 531.0 / 351.0 )<br>N/A<br>( 533.0 / 353.0 )<br>N/A | ( N/A , N/A )<br>( N/A , N/A , N/A )                                 | N/A<br>N/A | N/A<br>0.0<br>0.0                   | 0.0000                          | N/A                       |                       |                            |      |
| 11CI-PF3OUDS | ( 631.0 / 451.0 )<br>N/A<br>( 633.0 / 453.0 )<br>N/A | ( N/A , N/A )<br>( N/A , N/A , N/A )                                 | N/A<br>N/A | N/A<br>0.0<br>0.0                   | 0.0000                          | N/A                       |                       |                            |      |

| Analyte        | (Q1 / Q3)<br>Area Counts*min                     | R.T.<br>(R.T [min], R.R.T.)<br>( $\Delta$ RT-[min], $\Delta$ RT-<br>CV[min], $\Delta$ RT ion[s]) | S / N      | Ion Ratio<br>IR Vs MP%<br>IR Vs CV% | Concentration<br>[ True ] ng/mL | Q.C.<br>Rec.<br>{Area%CV} | Primary<br>Transition   | Confirmation<br>Transition  | Flag |
|----------------|--|--|------------|-------------------------------------|---------------------------------|---------------------------|---|---|------|
| 3:3FTCA        | (241.0 / 177.0)<br>N/A<br>(241.0 / 117.0)<br>N/A | (N/A, N/A)<br>(N/A, N/A, N/A)  | N/A<br>N/A | N/A<br>0.0<br>0.0                   | 0.0000                          | N/A                       |    |    |      |
| 5:3FTCA        | (341.0 / 236.7)<br>N/A<br>(341.0 / 217.0)<br>N/A | (N/A, N/A)<br>(N/A, N/A, N/A)  | N/A<br>N/A | N/A<br>0.0<br>0.0                   | 0.0000                          | N/A                       |    |    |      |
| 7:3FTCA        | (441.0 / 317.0)<br>N/A<br>(441.0 / 337.0)<br>N/A | (N/A, N/A)<br>(N/A, N/A, N/A)  | N/A<br>N/A | N/A<br>0.0<br>0.0                   | 0.0000                          | N/A                       |    |    |      |
| PFEESA         | (315.0 / 135.0)<br>N/A<br>(315.0 / 83.0)<br>N/A  | (N/A, N/A)<br>(N/A, N/A, N/A)  | N/A<br>N/A | N/A<br>0.0<br>0.0                   | 0.0000                          | N/A                       |    |    |      |
| PFMPA          | (229.0 / 85.0)<br>N/A                            | (N/A, N/A)<br>(N/A, N/A, N/A)  | N/A        | N/A<br>0.0<br>0.0                   | 0.0000                          | N/A                       |   |   |      |
| PFMBA          | (279.0 / 85.0)<br>N/A                            | (N/A, N/A)<br>(N/A, N/A, N/A)  | N/A        | N/A<br>0.0<br>0.0                   | 0.0000                          | N/A                       |  |   |      |
| NFDHA          | (201.0 / 85.0)<br>N/A<br>(295.0 / 201.0)<br>N/A  | (N/A, N/A)<br>(N/A, N/A, N/A)  | N/A<br>N/A | N/A<br>0.0<br>0.0                   | 0.0000                          | N/A                       |  |  |      |
| 13C3_PFBA_IIS  | (216.0 / 172.0)<br>82616                         | (3.71, N/A)<br>(N/A, -0.01, N/A)   | 669.7      | N/A                                 | 0.9449<br>[ 1.0000 ]            | 94.5%<br>{ 94.5% }        |  |   |      |
| 13C2_PFHxA_IIS | (315.1 / 270.0)<br>135184                        | (6.16, N/A)<br>(N/A, -0.03, N/A)   | 675.3      | N/A                                 | 1.0274<br>[ 1.0000 ]            | 102.7%<br>{ 107.3% }      |  |   |      |
| 13C4_PFOA_IIS  | (417.0 / 372.0)<br>130162                        | (7.91, N/A)<br>(N/A, -0.03, N/A)   | 549.0      | N/A                                 | 1.0399<br>[ 1.0000 ]            | 104.0%<br>{ 96.6% }       |  |   |      |
| 13C5_PFNxA_IIS | (468.0 / 423.0)<br>95942                         | (8.65, N/A)<br>(N/A, -0.04, N/A)   | 327.5      | N/A                                 | 0.9612<br>[ 1.0000 ]            | 96.1%<br>{ 94.9% }        |  |   |      |

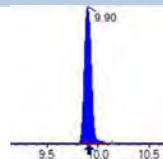
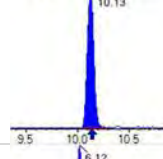
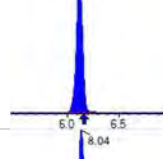
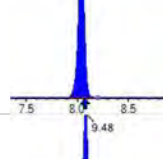
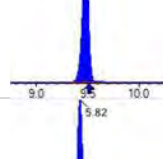
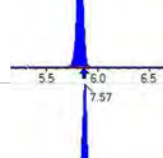
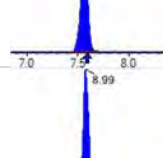
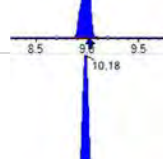
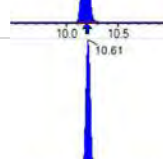
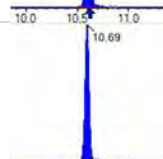



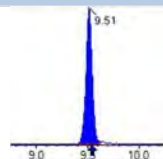
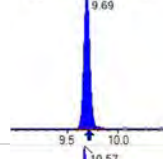
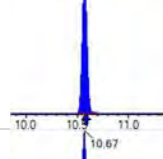
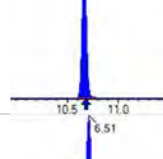
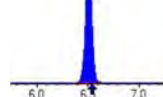
Chemist: DAG  
 Instrument: Saphira  
 Type: Sciex Q3 5500

Sample I.D.: BBL0296-BLK1  
 DF, IV: 1, 10.0µL  
 Acquisition Method: 1633 2022-12-13.dam

Quant Method: 1633 - 2022-12-15A  
 Path: S2022-12-15B (5)  
 Acquired: 2022/12/15 - 16:10

| Analyte        | (Q1 / Q3)<br>Area Counts*min | R.T.<br>(R.T [min], R.R.T.)<br>(ΔRT-I[min], ΔRT-CV[min], ΔRT ion[s]) | S / N | Ion Ratio<br>IR Vs MP%<br>IR Vs CV% | Concentration<br>[ True ] ng/mL | Q.C.<br>Rec.<br>{Area%CV} | Primary<br>Transition | Confirmation<br>Transition | Flag |
|----------------|------------------------------|--|-------|-------------------------------------|---------------------------------|---------------------------|-----------------------|----------------------------|------|
| 13C2_PFDA_IIS  | (515.1 / 470.1)<br>104726    | (9.33, N/A)<br>(N/A, -0.03, N/A)                                     | 287.5 | N/A                                 | 1.0099<br>[ 1.0000 ]            | 101.0%<br>{ 93.8% }       |                       |                            |      |
| 18O2_PFHxS_IIS | (403.0 / 83.9)<br>231644     | (8.04, N/A)<br>(N/A, -0.04, N/A)                                     | 855.2 | N/A                                 | 0.9791<br>[ 1.0000 ]            | 97.9%<br>{ 94.4% }        |                       |                            |      |
| 13C4_PFOS_IIS  | (502.8 / 79.9)<br>204415     | (9.48, N/A)<br>(N/A, -0.03, N/A)                                     | 449.3 | N/A                                 | 1.0189<br>[ 1.0000 ]            | 101.9%<br>{ 97.5% }       |                       |                            |      |
| 13C4_PFBA_EIS  | (217.0 / 172.0)<br>668752    | (3.71, N/A)<br>(N/A, -0.01, N/A)                                     | 927.9 | N/A                                 | 7.8185<br>[ 8.0000 ]            | 97.7%<br>{ 89.7% }        |                       |                            |      |
| 13C5_PFPeA_EIS | (267.9 / 223.0)<br>374931    | (5.01, N/A)<br>(N/A, -0.02, N/A)                                     | 858.0 | N/A                                 | 3.7672<br>[ 4.0000 ]            | 94.2%<br>{ 95.6% }        |                       |                            |      |
| 13C5_PFHxA_EIS | (318.0 / 273.0)<br>300155    | (6.16, N/A)<br>(N/A, -0.03, N/A)                                     | 671.8 | N/A                                 | 1.8861<br>[ 2.0000 ]            | 94.3%<br>{ 103.1% }       |                       |                            |      |
| 13C4_PFHpA_EIS | (367.0 / 322.0)<br>250551    | (7.09, N/A)<br>(N/A, -0.04, N/A)                                     | 607.5 | N/A                                 | 1.7820<br>[ 2.0000 ]            | 89.1%<br>{ 90.5% }        |                       |                            |      |
| 13C8_PFOA_EIS  | (421.0 / 376.0)<br>271919    | (7.91, N/A)<br>(N/A, -0.03, N/A)                                     | 837.7 | N/A                                 | 1.8906<br>[ 2.0000 ]            | 94.5%<br>{ 101.4% }       |                       |                            |      |
| 13C9_PFNA_EIS  | (472.0 / 427.0)<br>99984     | (8.65, N/A)<br>(N/A, -0.04, N/A)                                     | 390.1 | N/A                                 | 0.9541<br>[ 1.0000 ]            | 95.4%<br>{ 93.9% }        |                       |                            |      |
| 13C6_PFDA_EIS  | (519.0 / 474.0)<br>125268    | (9.33, N/A)<br>(N/A, -0.04, N/A)                                     | 419.6 | N/A                                 | 0.8827<br>[ 1.0000 ]            | 88.3%<br>{ 93.9% }        |                       |                            |      |
| 13C7_PFUnA_EIS | (570.0 / 525.0)<br>222867    | (9.72, N/A)<br>(N/A, -0.02, N/A)                                     | 324.2 | N/A                                 | 1.0907<br>[ 1.0000 ]            | 109.1%<br>{ 112.8% }      |                       |                            |      |

| Analyte         | (Q1 / Q3)<br>Area Counts*min | R.T.<br>(R.T [min], R.R.T.)<br>( $\Delta$ RT-[min], $\Delta$ RT-<br>CV[min], $\Delta$ RT ion[s]) | S / N | Ion Ratio<br>IR Vs MP%<br>IR Vs CV% | Concentration<br>[ True ] ng/mL | Q.C.<br>Rec.<br>{Area%CV} | Primary<br>Transition   | Confirmation<br>Transition | Flag |
|-----------------|------------------------------|--|-------|-------------------------------------|---------------------------------|---------------------------|---|----------------------------|------|
| 13C2_PFDa_EIS   | (615.0 / 570.0)<br>217238    | (9.90, N/A)<br>(N/A, -0.01, N/A)   | 446.0 | N/A                                 | 0.9428<br>[ 1.0000 ]            | 94.3%<br>{ 84.4% }        |    |                            |      |
| 13C2_PFTeDA_EIS | (715.0 / 670.0)<br>134638    | (10.13, N/A)<br>(N/A, -0.01, N/A)  | 303.8 | N/A                                 | 0.9614<br>[ 1.0000 ]            | 96.1%<br>{ 92.6% }        |    |                            |      |
| 13C3_PFBs_EIS   | (302.0 / 80.0)<br>748397     | (6.12, N/A)<br>(N/A, -0.03, N/A)   | 924.9 | N/A                                 | 1.9782<br>[ 2.0000 ]            | 98.9%<br>{ 104.9% }       |    |                            |      |
| 13C3_PFHxS_EIS  | (402.0 / 80.0)<br>406691     | (8.04, N/A)<br>(N/A, -0.04, N/A)   | 755.5 | N/A                                 | 2.0729<br>[ 2.0000 ]            | 103.6%<br>{ 99.9% }       |    |                            |      |
| 13C8_PFOS_EIS   | (507.0 / 80.0)<br>581228     | (9.48, N/A)<br>(N/A, -0.03, N/A)   | 514.0 | N/A                                 | 1.7309<br>[ 2.0000 ]            | 86.5%<br>{ 101.9% }       |   |                            |      |
| 13C2_4:2FTS_EIS | (329.0 / 81.0)<br>94948      | (5.82, N/A)<br>(N/A, -0.03, N/A)   | 696.3 | N/A                                 | 4.4509<br>[ 4.0000 ]            | 111.3%<br>{ 112.8% }      |  |                            |      |
| 13C2_6:2FTS_EIS | (429.0 / 81.0)<br>105215     | (7.57, N/A)<br>(N/A, -0.03, N/A)   | 717.1 | N/A                                 | 3.8486<br>[ 4.0000 ]            | 96.2%<br>{ 95.8% }        |  |                            |      |
| 13C2_8:2FTS_EIS | (529.0 / 81.0)<br>93516      | (8.99, N/A)<br>(N/A, -0.04, N/A)   | 410.2 | N/A                                 | 3.8155<br>[ 4.0000 ]            | 95.4%<br>{ 112.1% }       |  |                            |      |
| 13C8_PFOsa_EIS  | (506.0 / 78.0)<br>859885     | (10.18, N/A)<br>(N/A, -0.01, N/A)  | 686.5 | N/A                                 | 1.7596<br>[ 2.0000 ]            | 88.0%<br>{ 93.0% }        |  |                            |      |
| D3_NMeFOSA_EIS  | (515.0 / 169.0)<br>130561    | (10.61, N/A)<br>(N/A, -0.02, N/A)  | 653.6 | N/A                                 | 1.0724<br>[ 2.0000 ]            | 53.6%<br>{ 53.1% }        |  |                            |      |
| D5_NEiFOSA_EIS  | (531.1 / 169.0)<br>119032    | (10.69, N/A)<br>(N/A, -0.01, N/A)  | 804.0 | N/A                                 | 1.0470<br>[ 2.0000 ]            | 52.4%<br>{ 48.3% }        |  |                            |      |

| Analyte         | (Q1 / Q3)<br>Area Counts*min | R.T.<br>(R.T [min], R.R.T.)<br>( $\Delta$ RT-I[ $\mu$ min], $\Delta$ RT-<br>CV[ $\mu$ min], $\Delta$ RT ion[s]) | S / N  | Ion Ratio<br>IR Vs MP%<br>IR Vs CV% | Concentration<br>[ True ] ng/mL | Q.C.<br>Rec.<br>{Area%CV} | Primary<br>Transition  | Confirmation<br>Transition | Flag |
|-----------------|------------------------------|---|--------|-------------------------------------|---------------------------------|---------------------------|--|----------------------------|------|
| D3_MeFOSAA_EIS  | (573.0 / 419.0)<br>268416    | (9.51, N/A)<br>(N/A, -0.03, N/A)  | 330.1  | N/A                                 | 3.4077<br>[ 4.0000 ]            | 85.2%<br>{ 89.8% }        |   |                            |      |
| D5_EtFOSAA_EIS  | (589.0 / 419.0)<br>267230    | (9.69, N/A)<br>(N/A, -0.02, N/A)  | 366.6  | N/A                                 | 4.0822<br>[ 4.0000 ]            | 102.1%<br>{ 98.5% }       |   |                            |      |
| D7_NMeFOSE_EIS  | (623.2 / 58.9)<br>270660     | (10.57, N/A)<br>(N/A, -0.01, N/A)   | 732.2  | N/A                                 | 11.5575<br>[ 20.0000 ]          | 57.8%<br>{ 53.9% }        |   |                            |      |
| D9_NEtFOSE_EIS  | (639.2 / 58.9)<br>144183     | (10.67, N/A)<br>(N/A, -0.01, N/A)   | 1053.2 | N/A                                 | 11.4334<br>[ 20.0000 ]          | 57.2%<br>{ 51.8% }        |   |                            |      |
| 13C3_HFPODA_EIS | (287.0 / 169.0)<br>786023    | (6.51, N/A)<br>(N/A, -0.03, N/A)  | 1477.2 | N/A                                 | 8.1124<br>[ 8.0000 ]            | 101.4%<br>{ 99.1% }       |  |                            |      |

## ANALYSIS DATA SHEET

## LCSa

|              |                  |                 |                 |
|--------------|------------------|-----------------|-----------------|
| Laboratory:a | APPL, LLCa       | Work Order:a    | 22L0004a        |
| Client:a     | Tidewater, Inc.a | Project:a       | NASA JPL Sla    |
| M trix:a     | Watera           | Laboratory ID:a | BBL0296-BS1a    |
| Sampled:a    |                  | Prepared:a      | 12/14/22 08:57a |
| Solids:a     |                  | Analyzed:a      | 12/15/22 16:22a |
| Batch:a      | BBL0296a         | Preparation:a   | Table B-15a     |
| Column:a     | 1a               | Dilution:a      | 1a              |
|              | Sequence:a       | SB03858a        | Calibration:a   |
|              |                  | 2251019a        | Instrument:a    |
|              |                  |                 | Saphira         |

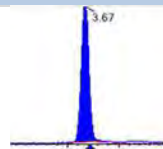
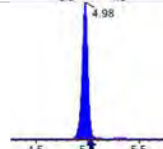
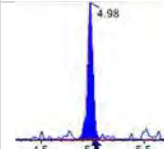
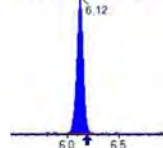
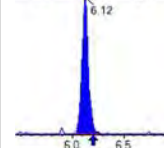
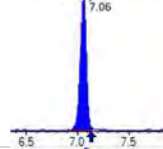
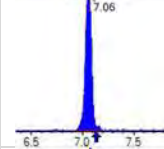
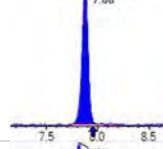
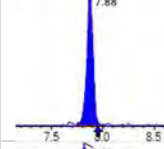
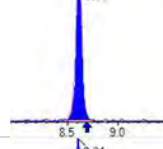
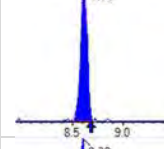
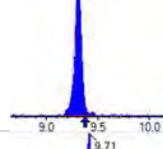
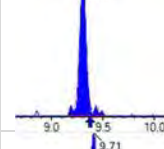
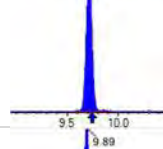
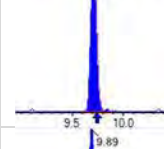
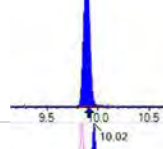
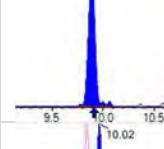
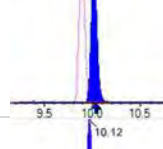
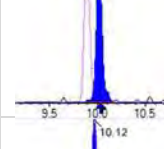
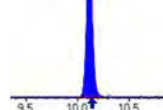
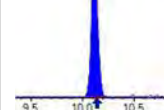
| COMPOUNDL | CONC. (ng/L)L | OQL   | DL      | QL    |
|-----------|---------------|-------|---------|-------|
| PFBAa     | 32.9a         | 3.2a  | 0.050 a |       |
| PFPEAa    | 14.8a         | 1.6a  | 0.062 a |       |
| PFHXAa    | 7.32a         | 0.80a | 0.064 a |       |
| PFHPAa    | 7.64a         | 0.80a | 0.050 a |       |
| PFOAa     | 8.21a         | 0.80a | 0.082 a |       |
| PFNAa     | 7.83a         | 0.80a | 0.050 a |       |
| PFDAa     | 8.38a         | 0.80a | 0.050 a |       |
| PFUnAa    | 9.85a         | 0.80a | 0.080 a |       |
| PFDOAa    | 9.08a         | 0.80a | 0.050 a |       |
| PFTRDAa   | 7.73a         | 0.80a | 0.058 a |       |
| PFTEDAa   | 7.36a         | 0.80a | 0.086a  | IR2 a |
| PFBSa     | 7.13a         | 0.80a | 0.050 a |       |
| PFPESa    | 6.62a         | 0.80a | 0.058 a |       |
| PFHXSa    | 7.04a         | 0.80a | 0.050 a |       |
| PFHPSa    | 8.17a         | 0.80a | 0.056 a |       |
| PFOSa     | 7.45a         | 0.80a | 0.050 a |       |
| PFNSa     | 9.12a         | 0.80a | 0.25 a  |       |
| PFDSa     | 9.08a         | 0.80a | 0.064 a |       |
| 4:2FTSa   | 31.5a         | 3.2a  | 0.11 a  |       |
| 6:2FTSa   | 30.5a         | 3.2a  | 0.090 a |       |
| 8:2FTSa   | 32.0a         | 3.2a  | 0.20 a  |       |
| PFOSAa    | 8.19a         | 3.2a  | 0.050 a |       |
| NMeFOSAa  | 35.2a         | 3.2a  | 0.99 a  |       |
| NEtFOSAa  | 31.7a         | 3.2a  | 0.98 a  |       |
| NMeFOSAAa | 7.87a         | 0.80a | 0.072 a |       |
| NEtFOSAAa | 8.25a         | 0.80a | 0.050 a |       |
| NMeFOSEa  | 33.8a         | 3.2a  | 0.60 a  |       |
| NEtFOSEa  | 31.7a         | 3.2a  | 0.60 a  |       |
| HFPO-DAa  | 15.6a         | 1.6a  | 0.49 a  |       |
| ADONa     | 13.6a         | 1.6a  | 0.38 a  |       |

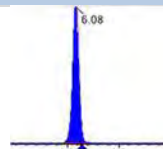
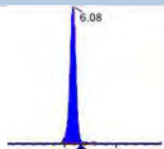
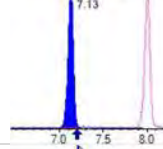
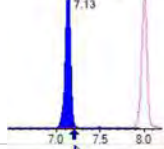
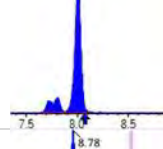
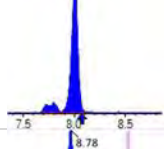
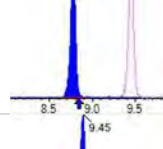
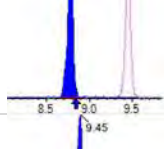
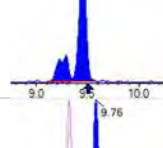
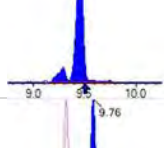
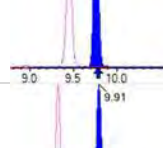
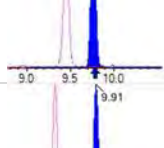
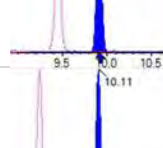
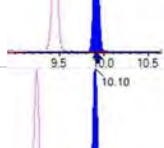
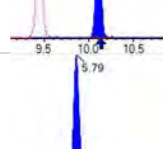
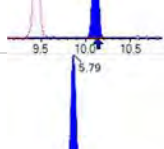
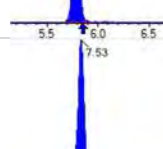
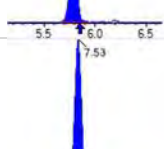
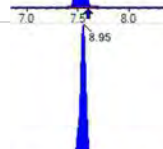
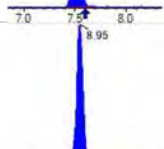

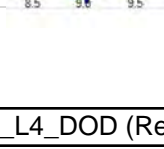
**ANALYSIS DATA SHEET**

LCSa

|              |                  |                 |                             |
|--------------|------------------|-----------------|-----------------------------|
| Laboratory:a | APPL, LLCa       | Work Order:a    | 22L0004a                    |
| Client:a     | Tidewater, Inc.a | Project:a       | NASA JPL Sla                |
| Matrix:a     | Watera           | Laboratory ID:a | BBL0296-BS1a                |
| Sampled:a    |                  | Prepared:a      | 12/14/22 08:57a             |
| Solids:a     |                  | Preparation:a   | Table B-15a                 |
| Batch:a      | BBL0296a         | Sequence:a      | SB03858a                    |
| Column:a     | 1a               | Calibration:a   | 2251019a                    |
|              |                  |                 | Instrument:a Saphira        |
|              |                  |                 | File ID:a S2022-12-15B (6)a |
|              |                  |                 | Analyzed:a 12/15/22 16:22a  |
|              |                  |                 | Dilution:a 1a               |

| COMPOUNDL     | CONC. (ng/L)L | OQL  | DL    | QL |
|---------------|---------------|------|-------|----|
| 9CL-PF3ONSa   | 14.4a         | 1.6a | 0.24a |    |
| 11CL-PF3OUDSa | 14.2a         | 1.6a | 0.24a |    |

| Analyte | (Q1 / Q3)<br>Area Counts*min                          | R.T.<br>(R.T [min], R.R.T.)<br>( $\Delta$ RT-I[ $\mu$ min], $\Delta$ RT-CV[ $\mu$ min], $\Delta$ RT ion[s]) | S / N          | Ion Ratio<br>IR Vs MP%<br>IR Vs CV% | Concentration<br>[ True ] ng/mL | Q.C.<br>Rec.<br>{Area%CV} | Primary<br>Transition   | Confirmation<br>Transition  | Flag |
|---------|---|---|----------------|-------------------------------------|---------------------------------|---------------------------|---|---|------|
| PFBA    | (212.9 / 169.0)<br>282249                             | (3.67, 1.00)<br>(0.00, N/A, 0.0)  | 72.6           | N/A<br>0.0<br>0.0                   | 4.1110<br>[4.0000]              | 102.8%                    |    |   |      |
| PFPeA   | (262.9 / 219.0)<br>200358<br>(262.9 / 69.0)<br>2124   | (4.98, 1.00)<br>(0.00, N/A, -0.1)   | 657.6<br>89.8  | 0.0106<br>12419.0<br>94.9           | 1.8487<br>[2.0000]              | 92.4%                     |    |    |      |
| PFHxA   | (313.0 / 269.0)<br>157978<br>(313.0 / 119.0)<br>14118 | (6.12, 1.00)<br>(0.00, N/A, 0.0)  | 421.5<br>267.8 | 0.0894<br>91.1<br>96.5              | 0.9147<br>[1.0000]              | 91.5%                     |    |    |      |
| PFHpA   | (363.0 / 319.0)<br>137355<br>(363.0 / 169.0)<br>44185 | (7.06, 1.00)<br>(0.00, N/A, 0.0)  | 434.6<br>320.9 | 0.3217<br>102.9<br>108.3            | 0.9546<br>[1.0000]              | 95.5%                     |    |    |      |
| PFOA    | (413.0 / 369.0)<br>141590<br>(413.0 / 169.0)<br>49869 | (7.88, 1.00)<br>(0.00, N/A, 0.1)  | 363.2<br>218.7 | 0.3522<br>104.6<br>112.2            | 1.0267<br>[1.0000]              | 102.7%                    |   |   |      |
| PFNA    | (463.0 / 419.0)<br>105324<br>(463.0 / 169.0)<br>22618 | (8.62, 1.00)<br>(0.00, N/A, -0.1)   | 237.8<br>76.1  | 0.2148<br>107.0<br>98.4             | 0.9782<br>[1.0000]              | 97.8%                     |  |  |      |
| PFDA    | (513.0 / 469.0)<br>146463<br>(513.0 / 169.0)<br>16356 | (9.31, 1.00)<br>(0.00, N/A, 0.3)  | 249.3<br>108.6 | 0.1117<br>140.3<br>115.9            | 1.0481<br>[1.0000]              | 104.8%                    |  |  |      |
| PFUnA   | (563.0 / 519.0)<br>202058<br>(563.0 / 169.0)<br>21990 | (9.71, 1.00)<br>(0.00, N/A, 0.3)  | 401.2<br>356.7 | 0.1088<br>97.2<br>98.2              | 1.2311<br>[1.0000]              | 123.1%                    |  |  |      |
| PFDoA   | (613.0 / 569.0)<br>256748<br>(613.0 / 169.0)<br>31029 | (9.89, 1.00)<br>(0.00, N/A, 0.0)  | 456.6<br>126.3 | 0.1209<br>96.2<br>90.6              | 1.1355<br>[1.0000]              | 113.5%                    |  |  |      |
| PFTTrDA | (663.0 / 619.0)<br>180336<br>(663.0 / 169.0)<br>30526 | (10.02, 1.01)<br>(N/A, -0.02, -0.2)   | 640.2<br>136.2 | 0.1693<br>81.0<br>89.3              | 0.9664<br>[1.0000]              | 96.6%                     |  |  |      |
| PFTeDA  | (713.0 / 669.0)<br>153949<br>(713.0 / 169.0)<br>39199 | (10.12, 1.00)<br>(0.00, N/A, 0.0)   | 378.0<br>443.5 | 0.2546<br>112.2<br>153.8            | 0.9199<br>[1.0000]              | 92.0%                     |  |  | IR2, |

| Analyte | (Q1 / Q3)<br>Area Counts*min                          | R.T.<br>(R.T [min], R.R.T.)<br>( $\Delta$ RT-[min], $\Delta$ RT-<br>CV[min], $\Delta$ RT ion[s]) | S / N             | Ion Ratio<br>IR Vs MP%<br>IR Vs CV% | Concentration<br>[ True ] ng/mL | Q.C.<br>Rec.<br>{Area%CV} | Primary<br>Transition   | Confirmation<br>Transition  | Flag |
|---------|---|--|-------------------|-------------------------------------|---------------------------------|---------------------------|---|---|------|
| PFBS    | (298.9 / 80.0)<br>220747<br>(298.9 / 99.0)<br>136633  | (6.08, 1.00)<br>(-0.01, N/A, -0.1)   | 718.0<br>492.0    | 0.6190<br>91.0<br>94.0              | 0.8918<br>[0.8847]              | 100.8%                    |    |    |      |
| PFPeS   | (349.0 / 80.0)<br>378874<br>(349.0 / 99.0)<br>142322  | (7.13, 0.89)<br>(N/A, -0.07, -0.1)   | 568.8<br>632.9    | 0.3756<br>100.6<br>96.8             | 0.8270<br>[0.9384]              | 88.1%                     |    |    |      |
| PFHxS   | (399.0 / 80.0)<br>341828<br>(399.0 / 99.0)<br>123870  | (8.01, 1.00)<br>(0.00, N/A, 0.1)   | 8488.9<br>28401.6 | 0.3624<br>105.7<br>102.3            | 0.8801<br>[0.9110]              | 96.6%                     |    |    |      |
| PFHpS   | (449.0 / 80.0)<br>307454<br>(449.0 / 99.0)<br>87689   | (8.78, 0.93)<br>(N/A, -0.07, -0.3)   | 679.1<br>405.5    | 0.2852<br>97.2<br>108.2             | 1.0216<br>[0.9514]              | 107.4%                    |    |    |      |
| PFOS    | (499.0 / 80.0)<br>347477<br>(499.0 / 99.0)<br>85612   | (9.45, 1.00)<br>(0.00, N/A, -0.1)  | 95.0<br>241.0     | 0.2464<br>107.8<br>106.4            | 0.9313<br>[0.9275]              | 100.4%                    |   |   |      |
| PFNS    | (549.0 / 80.0)<br>489102<br>(549.0 / 99.0)<br>118916  | (9.76, 1.03)<br>(N/A, -0.02, -0.1)   | 790.1<br>574.0    | 0.2431<br>97.4<br>98.0              | 1.1400<br>[0.9599]              | 118.8%                    |  |  |      |
| PFDS    | (599.0 / 80.0)<br>600601<br>(599.0 / 99.0)<br>136559  | (9.91, 1.05)<br>(N/A, -0.02, -0.1)   | 645.4<br>555.0    | 0.2274<br>89.2<br>101.5             | 1.1345<br>[0.9631]              | 117.8%                    |  |  |      |
| PFDoS   | (698.9 / 80.0)<br>320076<br>(698.9 / 99.0)<br>69525   | (10.11, 1.07)<br>(N/A, -0.01, 0.2)   | 607.4<br>483.9    | 0.2172<br>105.7<br>90.5             | 1.1583<br>[0.9696]              | 119.5%                    |  |  |      |
| 4:2FTS  | (327.0 / 307.0)<br>315150<br>(327.0 / 81.0)<br>175095 | (5.79, 1.00)<br>(0.00, N/A, 0.0)   | 961.5<br>524.6    | 0.5556<br>111.1<br>99.2             | 3.9314<br>[3.7381]              | 105.2%                    |  |  |      |
| 6:2FTS  | (427.0 / 407.0)<br>184706<br>(427.0 / 81.0)<br>125593 | (7.53, 1.00)<br>(0.00, N/A, 0.1)   | 574.9<br>545.1    | 0.6800<br>94.9<br>91.5              | 3.8125<br>[3.7962]              | 100.4%                    |  |  |      |
| 8:2FTS  | (527.0 / 507.0)<br>157143<br>(527.0 / 81.0)<br>108137 | (8.95, 1.00)<br>(0.00, N/A, 0.3)   | 402.8<br>186.0    | 0.6881<br>97.8<br>112.2             | 4.0028<br>[3.8332]              | 104.4%                    |  |  |      |

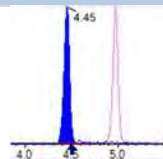
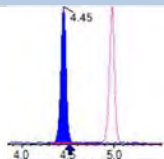
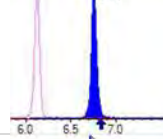
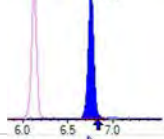
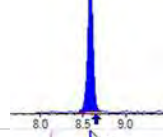
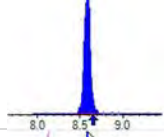
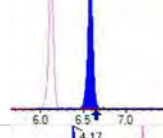
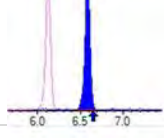
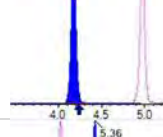
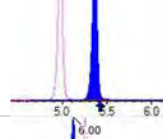
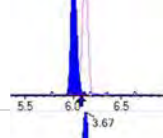
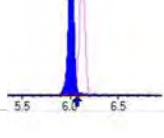
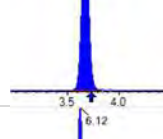
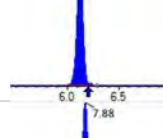
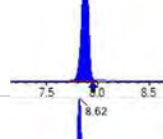
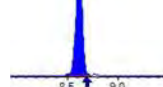


Chemist: DAG  
 Instrument: Saphira  
 Type: Sciex Q3 5500

Sample I.D.: BBL0296-BS1  
 DF, IV: 1, 10.0µL  
 Acquisition Method: 1633 2022-12-13.dam

Quant Method: 1633 - 2022-12-15A  
 Path: S2022-12-15B (6)  
 Acquired: 2022/12/15 - 16:22

| Analyte      | (Q1 / Q3)<br>Area Counts*min                            | R.T.<br>(R.T [min], R.R.T.)<br>( $\Delta$ RT-[min], $\Delta$ RT-<br>CV[min], $\Delta$ RT ion[s]) | S / N           | Ion Ratio<br>IR Vs MP%<br>IR Vs CV% | Concentration<br>[ True ] ng/mL | Q.C.<br>Rec.<br>{Area%CV} | Primary<br>Transition | Confirmation<br>Transition | Flag |
|--------------|---|--|-----------------|-------------------------------------|---------------------------------|---------------------------|-----------------------|----------------------------|------|
| PFOSA        | (498.0 / 78.0)<br>477526<br>(498.0 / 478.0)<br>12268    | (10.17, 1.00)<br>(0.00, N/A, 0.2)  | 861.9<br>271.9  | 0.0257<br>108.7<br>139.2            | 1.0240<br>[ 1.0000 ]            | 102.4%                    |                       |                            |      |
| NMeFOSA      | (511.9 / 219.0)<br>235540<br>(511.9 / 169.0)<br>155452  | (10.60, 1.00)<br>(0.00, N/A, 0.0)  | 1385.5<br>629.4 | 0.6600<br>94.7<br>99.3              | 4.4019<br>[ 4.0000 ]            | 110.0%                    |                       |                            |      |
| NEIFOSA      | (526.0 / 219.0)<br>232481<br>(526.0 / 169.0)<br>250951  | (10.69, 1.00)<br>(0.01, N/A, 0.1)  | 973.6<br>1030.2 | 1.0794<br>95.8<br>102.2             | 3.9601<br>[ 4.0000 ]            | 99.0%                     |                       |                            |      |
| NMeFOSAA     | (570.0 / 419.0)<br>58999<br>(570.0 / 483.0)<br>40656    | (9.49, 1.00)<br>(0.00, N/A, -0.2)  | 184.7<br>409.3  | 0.6891<br>146.7<br>134.6            | 0.9836<br>[ 1.0000 ]            | 98.4%                     |                       |                            |      |
| NEIFOSAA     | (584.0 / 419.0)<br>67249<br>(584.0 / 526.0)<br>43868    | (9.68, 1.00)<br>(0.01, N/A, 0.3)   | 206.2<br>9322.7 | 0.6523<br>84.7<br>103.6             | 1.0316<br>[ 1.0000 ]            | 103.2%                    |                       |                            |      |
| NMeFOSE      | (616.1 / 59.0)<br>86255                                 | (10.57, 1.00)<br>(0.01, N/A, 0.0)  | 655.0           | N/A<br>0.0<br>0.0                   | 4.2199<br>[ 4.0000 ]            | 105.5%                    |                       |                            |      |
| NEIFOSE      | (630.0 / 59.0)<br>22523                                 | (10.67, 1.00)<br>(0.01, N/A, 0.0)  | 389.1           | N/A<br>0.0<br>0.0                   | 3.9609<br>[ 4.0000 ]            | 99.0%                     |                       |                            |      |
| HFPO-DA      | (285.0 / 169.0)<br>140832<br>(285.0 / 185.0)<br>375250  | (6.48, 1.00)<br>(0.00, N/A, 0.1)   | 481.8<br>863.1  | 2.6645<br>104.5<br>94.6             | 1.9548<br>[ 2.0000 ]            | 97.7%                     |                       |                            |      |
| ADONA        | (377.0 / 85.0)<br>506769<br>(377.0 / 251.0)<br>61960    | (7.38, 1.14)<br>(N/A, -0.07, 0.0)  | 977.2<br>203.9  | 0.1223<br>97.5<br>101.8             | 1.6968<br>[ 1.8854 ]            | 90.0%                     |                       |                            |      |
| 9CI-Pf3ONS   | (531.0 / 351.0)<br>1525265<br>(533.0 / 353.0)<br>488470 | (9.71, 1.50)<br>(N/A, -0.03, -0.1)   | 701.1<br>557.0  | 0.3203<br>101.1<br>102.1            | 1.8009<br>[ 1.8665 ]            | 96.5%                     |                       |                            |      |
| 11CI-PF3OUDS | (631.0 / 451.0)<br>988426<br>(633.0 / 453.0)<br>326107  | (10.00, 1.54)<br>(N/A, -0.02, 0.0)   | 706.6<br>1042.2 | 0.3299<br>112.8<br>104.5            | 1.7711<br>[ 1.8864 ]            | 93.9%                     |                       |                            |      |

| Analyte        | (Q1 / Q3)<br>Area Counts*min                           | R.T.<br>(R.T [min], R.R.T.)<br>( $\Delta$ RT-[min], $\Delta$ RT-<br>CV[min], $\Delta$ RT ion[s]) | S / N          | Ion Ratio<br>IR Vs MP%<br>IR Vs CV% | Concentration<br>[ True ] ng/mL | Q.C.<br>Rec.<br>{Area%CV} | Primary<br>Transition   | Confirmation<br>Transition  | Flag |
|----------------|--|--|----------------|-------------------------------------|---------------------------------|---------------------------|---|---|------|
| 3:3FTCA        | (241.0 / 177.0)<br>16704<br>(241.0 / 117.0)<br>29218   | (4.45, 0.90)<br>(N/A, -0.06, 0.0)  | 354.6<br>386.8 | 1.7492<br>0.1<br>101.4              | 3.5935<br>[4.0000]              | 89.8%                     |    |    | IR1, |
| 5:3FTCA        | (341.0 / 236.7)<br>122366<br>(341.0 / 217.0)<br>199109 | (6.76, 1.10)<br>(N/A, -0.07, -0.1)   | 370.8<br>435.3 | 1.6272<br>103.0<br>94.5             | 3.4796<br>[4.0000]              | 87.0%                     |    |    |      |
| 7:3FTCA        | (441.0 / 317.0)<br>152335<br>(441.0 / 337.0)<br>116348 | (8.58, 1.40)<br>(N/A, -0.07, 0.0)  | 230.7<br>344.0 | 0.7638<br>93.9<br>90.7              | 3.8384<br>[4.0000]              | 96.0%                     |    |    |      |
| PFEESA         | (315.0 / 135.0)<br>292351<br>(315.0 / 83.0)<br>77574   | (6.58, 1.08)<br>(N/A, -0.07, -0.1)   | 784.1<br>439.7 | 0.2653<br>93.9<br>89.3              | 1.6484<br>[1.7849]              | 92.4%                     |    |    |      |
| PFMPA          | (229.0 / 85.0)<br>54826                                | (4.17, 0.84)<br>(N/A, -0.05, 0.0)  | 1094.3         | N/A<br>0.0<br>0.0                   | 1.8743<br>[2.0000]              | 93.7%                     |   |   |      |
| PFMBA          | (279.0 / 85.0)<br>177856                               | (5.36, 1.08)<br>(N/A, -0.06, 0.0)  | 907.3          | N/A<br>0.0<br>0.0                   | 1.8625<br>[2.0000]              | 93.1%                     |  |   |      |
| NFDHA          | (201.0 / 85.0)<br>7788<br>(295.0 / 201.0)<br>50819     | (6.00, 0.98)<br>(N/A, -0.07, -0.4)   | 167.3<br>478.0 | 6.5252<br>0.8<br>94.3               | 2.1730<br>[2.0000]              | 108.7%                    |  |  | IR1, |
| 13C3_PFBA_IIS  | (216.0 / 172.0)<br>99639                               | (3.67, N/A)<br>(N/A, -0.04, N/A)   | 770.2          | N/A                                 | 1.1397<br>[1.0000]              | 114.0%<br>{113.9%}        |  |   |      |
| 13C2_PFHxA_IIS | (315.1 / 270.0)<br>158723                              | (6.12, N/A)<br>(N/A, -0.07, N/A)   | 620.3          | N/A                                 | 1.2063<br>[1.0000]              | 120.6%<br>{126.0%}        |  |   |      |
| 13C4_PFOA_IIS  | (417.0 / 372.0)<br>143846                              | (7.88, N/A)<br>(N/A, -0.07, N/A)   | 589.0          | N/A                                 | 1.1492<br>[1.0000]              | 114.9%<br>{106.8%}        |  |   |      |
| 13C5_PFNA_IIS  | (468.0 / 423.0)<br>112056                              | (8.62, N/A)<br>(N/A, -0.07, N/A)   | 376.7          | N/A                                 | 1.1226<br>[1.0000]              | 112.3%<br>{110.9%}        |  |   |      |



Chemist: DAG  
 Instrument: Saphira  
 Type: Sciex Q3 5500

Sample I.D.: BBL0296-BS1  
 DF, IV: 1, 10.0µL  
 Acquisition Method: 1633 2022-12-13.dam

Quant Method: 1633 - 2022-12-15A  
 Path: S2022-12-15B (6)  
 Acquired: 2022/12/15 - 16:22

| Analyte        | (Q1 / Q3)<br>Area Counts*min | R.T.<br>(R.T [min], R.R.T.)<br>(ΔRT-I[min], ΔRT-CV[min], ΔRT ion[s]) | S / N  | Ion Ratio<br>IR Vs MP%<br>IR Vs CV% | Concentration<br>[ True ] ng/mL | Q.C.<br>Rec.<br>{Area%CV} | Primary<br>Transition | Confirmation<br>Transition | Flag |
|----------------|------------------------------|--|--------|-------------------------------------|---------------------------------|---------------------------|-----------------------|----------------------------|------|
| 13C2_PFDA_IIS  | (515.1 / 470.1)<br>108494    | (9.30, N/A)<br>(N/A, -0.07, N/A)                                     | 274.0  | N/A                                 | 1.0462<br>[ 1.0000 ]            | 104.6%<br>{ 97.2% }       |                       |                            |      |
| 18O2_PFHxS_IIS | (403.0 / 83.9)<br>267124     | (8.00, N/A)<br>(N/A, -0.07, N/A)                                     | 946.2  | N/A                                 | 1.1291<br>[ 1.0000 ]            | 112.9%<br>{ 108.8% }      |                       |                            |      |
| 13C4_PFOS_IIS  | (502.8 / 79.9)<br>191994     | (9.45, N/A)<br>(N/A, -0.06, N/A)                                     | 340.3  | N/A                                 | 0.9570<br>[ 1.0000 ]            | 95.7%<br>{ 91.6% }        |                       |                            |      |
| 13C4_PFBA_EIS  | (217.0 / 172.0)<br>826978    | (3.67, N/A)<br>(N/A, -0.04, N/A)                                     | 920.2  | N/A                                 | 8.0166<br>[ 8.0000 ]            | 100.2%<br>{ 111.0% }      |                       |                            |      |
| 13C5_PFPeA_EIS | (267.9 / 223.0)<br>478823    | (4.97, N/A)<br>(N/A, -0.06, N/A)                                     | 1027.4 | N/A                                 | 4.0976<br>[ 4.0000 ]            | 102.4%<br>{ 122.1% }      |                       |                            |      |
| 13C5_PFHxA_EIS | (318.0 / 273.0)<br>380717    | (6.12, N/A)<br>(N/A, -0.07, N/A)                                     | 589.2  | N/A                                 | 2.0376<br>[ 2.0000 ]            | 101.9%<br>{ 130.8% }      |                       |                            |      |
| 13C4_PFHpA_EIS | (367.0 / 322.0)<br>318678    | (7.05, N/A)<br>(N/A, -0.07, N/A)                                     | 792.3  | N/A                                 | 1.9304<br>[ 2.0000 ]            | 96.5%<br>{ 115.1% }       |                       |                            |      |
| 13C8_PFOA_EIS  | (421.0 / 376.0)<br>291002    | (7.88, N/A)<br>(N/A, -0.07, N/A)                                     | 668.0  | N/A                                 | 1.8308<br>[ 2.0000 ]            | 91.5%<br>{ 108.5% }       |                       |                            |      |
| 13C9_PFNA_EIS  | (472.0 / 427.0)<br>127418    | (8.62, N/A)<br>(N/A, -0.07, N/A)                                     | 312.7  | N/A                                 | 1.0410<br>[ 1.0000 ]            | 104.1%<br>{ 119.7% }      |                       |                            |      |
| 13C6_PFDA_EIS  | (519.0 / 474.0)<br>151570    | (9.30, N/A)<br>(N/A, -0.06, N/A)                                     | 266.6  | N/A                                 | 1.0310<br>[ 1.0000 ]            | 103.1%<br>{ 113.6% }      |                       |                            |      |
| 13C7_PFUnA_EIS | (570.0 / 525.0)<br>220216    | (9.72, N/A)<br>(N/A, -0.02, N/A)                                     | 310.2  | N/A                                 | 1.0403<br>[ 1.0000 ]            | 104.0%<br>{ 111.5% }      |                       |                            |      |



Chemist: DAG  
 Instrument: Saphira  
 Type: Sciex Q3 5500

Sample I.D.: BBL0296-BS1  
 DF, IV: 1, 10.0µL  
 Acquisition Method: 1633 2022-12-13.dam

Quant Method: 1633 - 2022-12-15A  
 Path: S2022-12-15B (6)  
 Acquired: 2022/12/15 - 16:22

| Analyte         | (Q1 / Q3)<br>Area Counts*min | R.T.<br>(R.T [min], R.R.T.)<br>(ΔRT-I[min], ΔRT-CV[min], ΔRT ion[s]) | S / N  | Ion Ratio<br>IR Vs MP%<br>IR Vs CV% | Concentration<br>[ True ] ng/mL | Q.C.<br>Rec.<br>{Area%CV} | Primary<br>Transition | Confirmation<br>Transition | Flag |
|-----------------|------------------------------|--|--------|-------------------------------------|---------------------------------|---------------------------|-----------------------|----------------------------|------|
| 13C2_PFDa_EIS   | (615.0 / 570.0)<br>282282    | (9.89, N/A)<br>(N/A, -0.02, N/A)                                     | 500.9  | N/A                                 | 1.1825<br>[ 1.0000 ]            | 118.2%<br>{ 109.6% }      |                       |                            |      |
| 13C2_PFTeDA_EIS | (715.0 / 670.0)<br>174858    | (10.12, N/A)<br>(N/A, -0.02, N/A)                                    | 519.3  | N/A                                 | 1.2052<br>[ 1.0000 ]            | 120.5%<br>{ 120.3% }      |                       |                            |      |
| 13C3_PFBs_EIS   | (302.0 / 80.0)<br>906287     | (6.08, N/A)<br>(N/A, -0.07, N/A)                                     | 721.7  | N/A                                 | 2.0774<br>[ 2.0000 ]            | 103.9%<br>{ 127.0% }      |                       |                            |      |
| 13C3_PFHxS_EIS  | (402.0 / 80.0)<br>488411     | (8.00, N/A)<br>(N/A, -0.07, N/A)                                     | 788.0  | N/A                                 | 2.1587<br>[ 2.0000 ]            | 107.9%<br>{ 120.0% }      |                       |                            |      |
| 13C8_PFOS_EIS   | (507.0 / 80.0)<br>678937     | (9.45, N/A)<br>(N/A, -0.05, N/A)                                     | 429.3  | N/A                                 | 2.1527<br>[ 2.0000 ]            | 107.6%<br>{ 119.0% }      |                       |                            |      |
| 13C2_4:2FTS_EIS | (329.0 / 81.0)<br>100543     | (5.79, N/A)<br>(N/A, -0.07, N/A)                                     | 488.0  | N/A                                 | 4.0871<br>[ 4.0000 ]            | 102.2%<br>{ 119.4% }      |                       |                            |      |
| 13C2_6:2FTS_EIS | (429.0 / 81.0)<br>125509     | (7.53, N/A)<br>(N/A, -0.06, N/A)                                     | 639.6  | N/A                                 | 3.9812<br>[ 4.0000 ]            | 99.5%<br>{ 114.3% }       |                       |                            |      |
| 13C2_8:2FTS_EIS | (529.0 / 81.0)<br>107135     | (8.96, N/A)<br>(N/A, -0.07, N/A)                                     | 451.3  | N/A                                 | 3.7906<br>[ 4.0000 ]            | 94.8%<br>{ 128.5% }       |                       |                            |      |
| 13C8_PFOsa_EIS  | (506.0 / 78.0)<br>937079     | (10.17, N/A)<br>(N/A, -0.02, N/A)                                    | 1012.5 | N/A                                 | 2.0416<br>[ 2.0000 ]            | 102.1%<br>{ 101.4% }      |                       |                            |      |
| D3_NMeFOsa_EIS  | (515.0 / 169.0)<br>134133    | (10.60, N/A)<br>(N/A, -0.02, N/A)                                    | 560.0  | N/A                                 | 1.1730<br>[ 2.0000 ]            | 58.7%<br>{ 54.5% }        |                       |                            |      |
| D5_NEiFOsa_EIS  | (531.1 / 169.0)<br>128754    | (10.69, N/A)<br>(N/A, -0.02, N/A)                                    | 765.4  | N/A                                 | 1.2058<br>[ 2.0000 ]            | 60.3%<br>{ 52.3% }        |                       |                            |      |



Chemist: DAG  
 Instrument: Saphira  
 Type: Sciex Q3 5500

Sample I.D.: BBL0296-BS1  
 DF, IV: 1, 10.0µL  
 Acquisition Method: 1633 2022-12-13.dam

Quant Method: 1633 - 2022-12-15A  
 Path: S2022-12-15B (6)  
 Acquired: 2022/12/15 - 16:22

| Analyte         | (Q1 / Q3)<br>Area Counts*min | R.T.<br>(R.T [min], R.R.T.)<br>(ΔRT-I[min], ΔRT-CV[min], ΔRT ion[s]) | S / N | Ion Ratio<br>IR Vs MP%<br>IR Vs CV% | Concentration<br>[ True ] ng/mL | Q.C.<br>Rec.<br>{Area%CV} | Primary<br>Transition | Confirmation<br>Transition | Flag |
|-----------------|------------------------------|--|-------|-------------------------------------|---------------------------------|---------------------------|-----------------------|----------------------------|------|
| D3_MeFOSAA_EIS  | ( 573.0 / 419.0 )<br>331053  | ( 9.49, N/A )<br>( N/A, -0.05, N/A )                                 | 309.1 | N/A                                 | 4.4748<br>[ 4.0000 ]            | 111.9%<br>{ 110.7% }      |                       |                            |      |
| D5_EtFOSAA_EIS  | ( 589.0 / 419.0 )<br>289259  | ( 9.68, N/A )<br>( N/A, -0.03, N/A )                                 | 192.1 | N/A                                 | 4.7045<br>[ 4.0000 ]            | 117.6%<br>{ 106.6% }      |                       |                            |      |
| D7_NMeFOSE_EIS  | ( 623.2 / 58.9 )<br>321049   | ( 10.57, N/A )<br>( N/A, -0.02, N/A )                                | 704.7 | N/A                                 | 14.5961<br>[ 20.0000 ]          | 73.0%<br>{ 64.0% }        |                       |                            |      |
| D9_NEtFOSE_EIS  | ( 639.2 / 58.9 )<br>178158   | ( 10.66, N/A )<br>( N/A, -0.02, N/A )                                | 940.8 | N/A                                 | 15.0414<br>[ 20.0000 ]          | 75.2%<br>{ 64.0% }        |                       |                            |      |
| 13C3_HFPODA_EIS | ( 287.0 / 169.0 )<br>943247  | ( 6.47, N/A )<br>( N/A, -0.07, N/A )                                 | 897.2 | N/A                                 | 8.2913<br>[ 8.0000 ]            | 103.6%<br>{ 118.9% }      |                       |                            |      |

## ANALYSIS DATA SHEET

## LCS Dupa

|              |                  |                 |                      |
|--------------|------------------|-----------------|----------------------|
| Laboratory:a | APPL, LLCa       | Work Order:a    | 22L0004a             |
| Client:a     | Tidewater, Inc.a | Project:a       | NASA JPL Sl          |
| M trix:a     | Watera           | Laboratory ID:a | BBL0296-BSD1a        |
| Sampled:a    |                  | File ID:a       | S2022-12-15B (7)a    |
| Solids:a     |                  | Prepared:a      | 12/14/22 08:57a      |
|              |                  | Analyzed:a      | 12/15/22 16:35a      |
|              |                  | Preparation:a   | Table B-15a          |
|              |                  | Dilution:a      | 1a                   |
| Batch:a      | BBL0296a         | Sequence:a      | SB03858a             |
|              |                  | Calibration:a   | 2251019a             |
| Column:a     | 1a               |                 | Instrument:a Saphira |

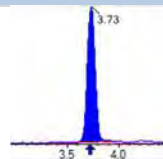
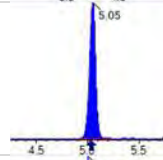
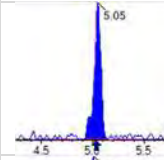
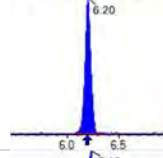
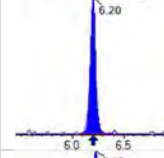
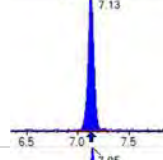
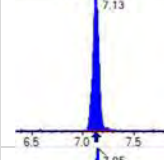
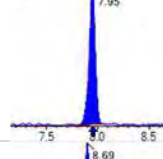
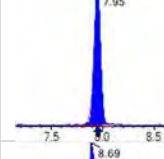
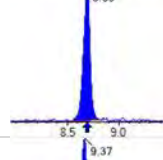
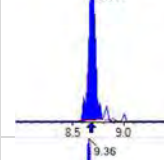
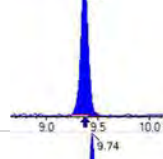
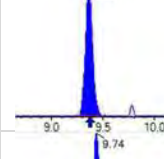
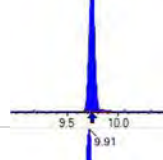
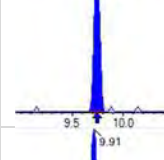
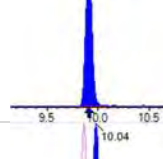
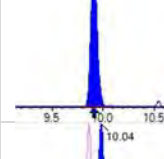
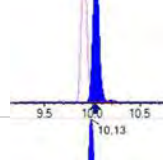
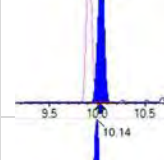
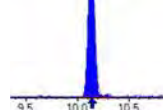
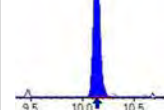
| COMPOUNDL | CONC. (ng/L) | OQL   | DL     | QL   |
|-----------|--------------|-------|--------|------|
| PFBAa     | 32.9a        | 3.2a  | 0.050a |      |
| PFPEAa    | 15.3a        | 1.6a  | 0.062a |      |
| PFHXAa    | 7.36a        | 0.80a | 0.064a |      |
| PFHPAa    | 7.75a        | 0.80a | 0.050a |      |
| PFOAa     | 8.63a        | 0.80a | 0.082a |      |
| PFNAa     | 9.09a        | 0.80a | 0.050a |      |
| PFDAa     | 7.02a        | 0.80a | 0.050a |      |
| PFUnAa    | 6.75a        | 0.80a | 0.080a | BS3a |
| PFDOAa    | 7.47a        | 0.80a | 0.050a |      |
| PFTRDAa   | 7.36a        | 0.80a | 0.058a |      |
| PFTEDAa   | 6.21a        | 0.80a | 0.086a |      |
| PFBSa     | 6.93a        | 0.80a | 0.050a |      |
| PFPESa    | 6.57a        | 0.80a | 0.058a |      |
| PFHXSa    | 7.21a        | 0.80a | 0.050a |      |
| PFHPSa    | 7.73a        | 0.80a | 0.056a |      |
| PFOSa     | 7.87a        | 0.80a | 0.050a |      |
| PFNSa     | 8.13a        | 0.80a | 0.25a  |      |
| PFDSa     | 8.15a        | 0.80a | 0.064a |      |
| 4:2FTSa   | 31.7a        | 3.2a  | 0.11a  |      |
| 6:2FTSa   | 27.8a        | 3.2a  | 0.090a |      |
| 8:2FTSa   | 34.9a        | 3.2a  | 0.20a  |      |
| PFOSAa    | 7.10a        | 3.2a  | 0.050a |      |
| NMeFOSAa  | 30.2a        | 3.2a  | 0.99a  |      |
| NEtFOSAa  | 33.3a        | 3.2a  | 0.98a  |      |
| NMeFOSAAa | 8.70a        | 0.80a | 0.072a |      |
| NEtFOSAAa | 6.60a        | 0.80a | 0.050a |      |
| NMeFOSEa  | 32.3a        | 3.2a  | 0.60a  |      |
| NEtFOSEa  | 33.2a        | 3.2a  | 0.60a  |      |
| HFPO-DAa  | 14.9a        | 1.6a  | 0.49a  |      |
| ADONa     | 14.5a        | 1.6a  | 0.38a  |      |

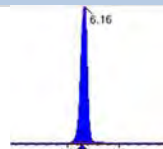
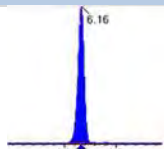
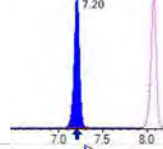
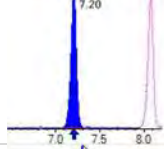
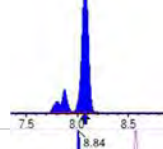
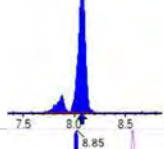
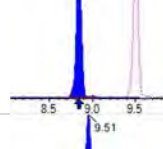
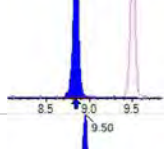
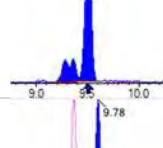
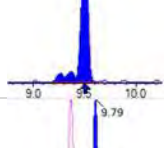
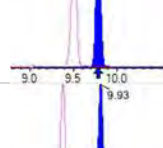
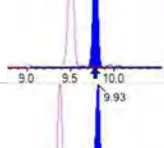
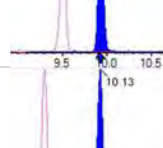
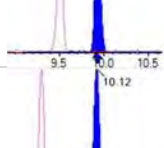
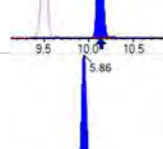
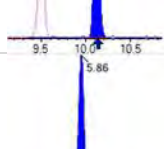
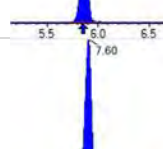
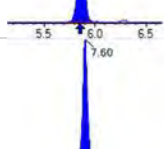
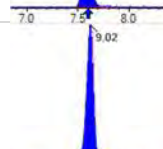
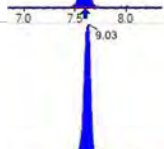


**ANALYSIS DATA SHEET**

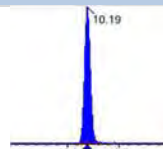
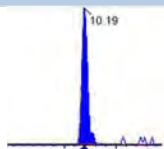
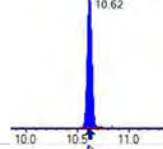
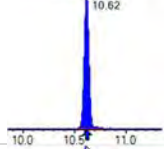
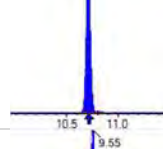
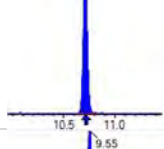
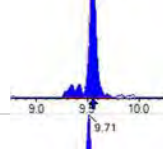
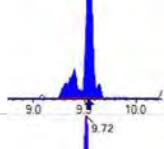
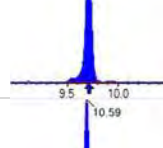
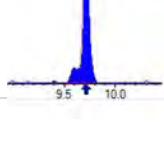
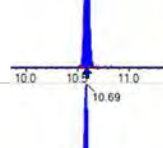
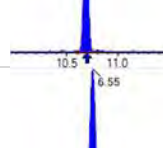
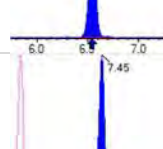
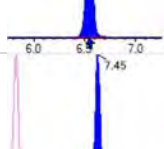
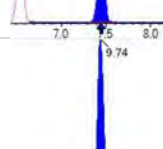
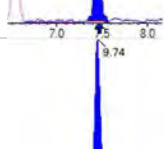
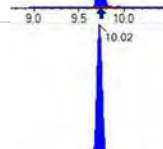
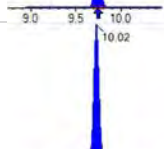

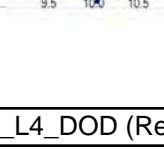
## LCS Dupa

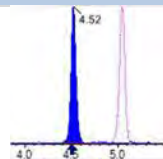
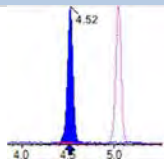
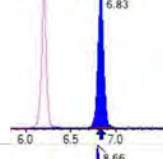
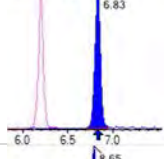
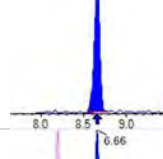
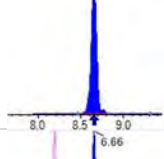
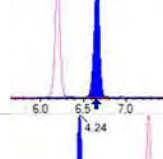
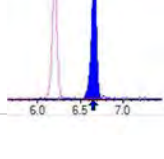
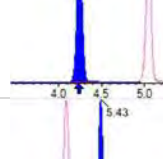
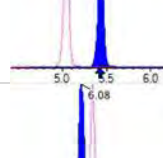
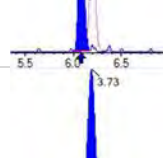
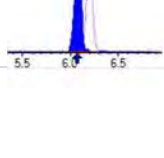
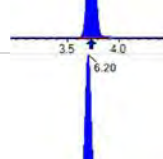
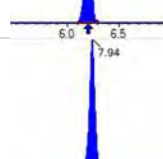
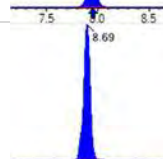

|              |                  |                 |                   |
|--------------|------------------|-----------------|-------------------|
| Laboratory:a | APPL, LLCa       | Work Order:a    | 22L0004a          |
| Client:a     | Tidewater, Inc.a | Project:a       | NASA JPL Sla      |
| Matrix:a     | Watera           | Laboratory ID:a | BBL0296-BSD1a     |
|              |                  | File ID:a       | S2022-12-15B (7)a |
| Sampled:a    |                  | Prepared:a      | 12/14/22 08:57a   |
|              |                  | Analyzed:a      | 12/15/22 16:35a   |
| Solids:a     |                  | Preparation:a   | Table B-15a       |
|              |                  | Dilution:a      | 1a                |
| Batch:a      | BBL0296a         | Sequence:a      | SB03858a          |
|              |                  | Calibration:a   | 2251019a          |
| Column:a     | 1a               | Instrument:a    | Saphira           |

| COMPOUNDL     | CONC. (ng/L)L | OQL  | DL    | QL |
|---------------|---------------|------|-------|----|
| 9CL-PF3ONSa   | 14.6a         | 1.6a | 0.24a |    |
| 11CL-PF3OUDSa | 14.6a         | 1.6a | 0.24a |    |

| Analyte | (Q1 / Q3)<br>Area Counts*min                          | R.T.<br>(R.T [min], R.R.T.)<br>( $\Delta$ RT-[min], $\Delta$ RT-<br>CV[min], $\Delta$ RT ion[s]) | S / N           | Ion Ratio<br>IR Vs MP%<br>IR Vs CV% | Concentration<br>[ True ] ng/mL | Q.C.<br>Rec.<br>{Area%CV} | Primary<br>Transition   | Confirmation<br>Transition  | Flag |
|---------|---|--|-----------------|-------------------------------------|---------------------------------|---------------------------|---|---|------|
| PFBA    | (212.9 / 169.0)<br>225638                             | (3.73, 1.00)<br>(0.00, N/A, 0.0)   | 57.6            | N/A<br>0.0<br>0.0                   | 4.1076<br>[ 4.0000 ]            | 102.7%                    |    |   |      |
| PFPeA   | (262.9 / 219.0)<br>168562<br>(262.9 / 69.0)<br>1884   | (5.05, 1.00)<br>(0.00, N/A, -0.2)  | 625.8<br>69.9   | 0.0112<br>13093.0<br>100.1          | 1.9174<br>[ 2.0000 ]            | 95.9%                     |    |    |      |
| PFHxA   | (313.0 / 269.0)<br>133164<br>(313.0 / 119.0)<br>13030 | (6.20, 1.00)<br>(0.00, N/A, -0.1)  | 489.1<br>177.0  | 0.0978<br>99.7<br>105.7             | 0.9196<br>[ 1.0000 ]            | 92.0%                     |    |    |      |
| PFHpA   | (363.0 / 319.0)<br>113977<br>(363.0 / 169.0)<br>36273 | (7.13, 1.00)<br>(0.00, N/A, 0.1)   | 331.1<br>531.3  | 0.3182<br>101.8<br>107.2            | 0.9681<br>[ 1.0000 ]            | 96.8%                     |    |    |      |
| PFOA    | (413.0 / 369.0)<br>130703<br>(413.0 / 169.0)<br>40194 | (7.95, 1.00)<br>(0.00, N/A, -0.1)  | 298.7<br>383.1  | 0.3075<br>91.3<br>98.0              | 1.0782<br>[ 1.0000 ]            | 107.8%                    |   |   |      |
| PFNA    | (463.0 / 419.0)<br>94327<br>(463.0 / 169.0)<br>18348  | (8.69, 1.00)<br>(0.00, N/A, -0.1)  | 184.1<br>37.6   | 0.1945<br>96.9<br>89.1              | 1.1361<br>[ 1.0000 ]            | 113.6%                    |  |  |      |
| PFDA    | (513.0 / 469.0)<br>124862<br>(513.0 / 169.0)<br>13971 | (9.37, 1.00)<br>(0.00, N/A, 0.4)   | 194.6<br>3065.4 | 0.1119<br>140.6<br>116.1            | 0.8769<br>[ 1.0000 ]            | 87.7%                     |  |  |      |
| PFUnA   | (563.0 / 519.0)<br>134492<br>(563.0 / 169.0)<br>14895 | (9.74, 1.00)<br>(0.00, N/A, 0.2)   | 357.9<br>240.7  | 0.1108<br>98.9<br>99.9              | 0.8439<br>[ 1.0000 ]            | 84.4%                     |  |  |      |
| PFDoA   | (613.0 / 569.0)<br>162841<br>(613.0 / 169.0)<br>25332 | (9.91, 1.00)<br>(0.00, N/A, 0.0)   | 372.3<br>896.2  | 0.1556<br>123.9<br>116.6            | 0.9340<br>[ 1.0000 ]            | 93.4%                     |  |  |      |
| PFTTrDA | (663.0 / 619.0)<br>132394<br>(663.0 / 169.0)<br>32411 | (10.04, 1.01)<br>(N/A, 0.00, -0.1)   | 402.8<br>213.9  | 0.2448<br>117.1<br>129.2            | 0.9202<br>[ 1.0000 ]            | 92.0%                     |  |  |      |
| PFTeDA  | (713.0 / 669.0)<br>94659<br>(713.0 / 169.0)<br>20036  | (10.13, 1.00)<br>(0.00, N/A, -0.3)   | 260.0<br>297.7  | 0.2117<br>93.2<br>127.9             | 0.7765<br>[ 1.0000 ]            | 77.7%                     |  |  |      |

| Analyte | (Q1 / Q3)<br>Area Counts*min                          | R.T.<br>(R.T [min], R.R.T.)<br>( $\Delta$ RT-[min], $\Delta$ RT-<br>CV[min], $\Delta$ RT ion[s]) | S / N               | Ion Ratio<br>IR Vs MP%<br>IR Vs CV% | Concentration<br>[ True ] ng/mL | Q.C.<br>Rec.<br>{Area%CV} | Primary<br>Transition   | Confirmation<br>Transition  | Flag |
|---------|---|--|---------------------|-------------------------------------|---------------------------------|---------------------------|---|---|------|
| PFBS    | (298.9 / 80.0)<br>159766<br>(298.9 / 99.0)<br>106660  | (6.16, 1.00)<br>(0.01, N/A, -0.1)  | 603.9<br>714.6      | 0.6676<br>98.2<br>101.4             | 0.8660<br>[0.8847]              | 97.9%                     |    |    |      |
| PFPeS   | (349.0 / 80.0)<br>300993<br>(349.0 / 99.0)<br>109543  | (7.20, 0.89)<br>(N/A, 0.00, 0.1)   | 1035.2<br>482.0     | 0.3639<br>97.5<br>93.8              | 0.8210<br>[0.9384]              | 87.5%                     |    |    |      |
| PFHxS   | (399.0 / 80.0)<br>280091<br>(399.0 / 99.0)<br>86008   | (8.08, 1.00)<br>(0.00, N/A, 0.1)   | 4693.4<br>2885524.8 | 0.3071<br>89.6<br>86.7              | 0.9011<br>[0.9110]              | 98.9%                     |    |    |      |
| PFHpS   | (449.0 / 80.0)<br>241310<br>(449.0 / 99.0)<br>63399   | (8.84, 0.93)<br>(N/A, 0.00, -0.1)  | 545.8<br>303.2      | 0.2627<br>89.5<br>99.7              | 0.9666<br>[0.9514]              | 101.6%                    |    |    |      |
| PFOS    | (499.0 / 80.0)<br>304618<br>(499.0 / 99.0)<br>68422   | (9.51, 1.00)<br>(0.00, N/A, 0.3)   | 102.6<br>107.9      | 0.2246<br>98.3<br>97.0              | 0.9842<br>[0.9275]              | 106.1%                    |   |   |      |
| PFNS    | (549.0 / 80.0)<br>361824<br>(549.0 / 99.0)<br>91009   | (9.78, 1.03)<br>(N/A, 0.00, -0.2)  | 426.3<br>270.0      | 0.2515<br>100.8<br>101.3            | 1.0167<br>[0.9599]              | 105.9%                    |  |  |      |
| PFDS    | (599.0 / 80.0)<br>447163<br>(599.0 / 99.0)<br>103765  | (9.93, 1.04)<br>(N/A, 0.00, -0.1)  | 561.0<br>400.7      | 0.2321<br>91.0<br>103.6             | 1.0182<br>[0.9631]              | 105.7%                    |  |  |      |
| PFDoS   | (698.9 / 80.0)<br>235383<br>(698.9 / 99.0)<br>49275   | (10.13, 1.07)<br>(N/A, 0.00, 0.4)  | 578.6<br>365.7      | 0.2093<br>101.9<br>87.2             | 1.0269<br>[0.9696]              | 105.9%                    |  |  |      |
| 4:2FTS  | (327.0 / 307.0)<br>267019<br>(327.0 / 81.0)<br>142689 | (5.86, 1.00)<br>(0.00, N/A, -0.3)  | 677.2<br>519.4      | 0.5344<br>106.9<br>95.4             | 3.9578<br>[3.7381]              | 105.9%                    |  |  |      |
| 6:2FTS  | (427.0 / 407.0)<br>144185<br>(427.0 / 81.0)<br>108371 | (7.60, 1.00)<br>(0.00, N/A, 0.2)   | 556.6<br>502.4      | 0.7516<br>104.9<br>101.2            | 3.4725<br>[3.7962]              | 91.5%                     |  |  |      |
| 8:2FTS  | (527.0 / 507.0)<br>120244<br>(527.0 / 81.0)<br>91871  | (9.02, 1.00)<br>(0.00, N/A, -0.1)  | 423.4<br>254.3      | 0.7640<br>108.6<br>124.5            | 4.3633<br>[3.8332]              | 113.8%                    |  |  |      |

| Analyte      | (Q1 / Q3)<br>Area Counts*min                                | R.T.<br>(R.T [min], R.R.T.)<br>( $\Delta$ RT-[min], $\Delta$ RT-<br>CV[min], $\Delta$ RT ion[s]) | S / N             | Ion Ratio<br>IR Vs MP%<br>IR Vs CV% | Concentration<br>[ True ] ng/mL | Q.C.<br>Rec.<br>{Area%CV} | Primary<br>Transition   | Confirmation<br>Transition  | Flag |
|--------------|---|--|-------------------|-------------------------------------|---------------------------------|---------------------------|---|---|------|
| PFOSA        | ( 498.0 / 78.0 )<br>362834<br>( 498.0 / 478.0 )<br>9903     | ( 10.19 , 1.00 )<br>( 0.00 , N/A , -0.2)   | 566.7<br>158.1    | 0.0273<br>115.5<br>147.8            | 0.8872<br>[ 1.0000 ]            | 88.7%                     |    |    |      |
| NMeFOFA      | ( 511.9 / 219.0 )<br>190212<br>( 511.9 / 169.0 )<br>139072  | ( 10.62 , 1.00 )<br>( 0.00 , N/A , 0.0)  | 893.0<br>512.4    | 0.7311<br>104.9<br>110.0            | 3.7692<br>[ 4.0000 ]            | 94.2%                     |    |    |      |
| NEIFOSA      | ( 526.0 / 219.0 )<br>194850<br>( 526.0 / 169.0 )<br>204557  | ( 10.71 , 1.00 )<br>( 0.00 , N/A , 0.0)  | 1353.8<br>819.6   | 1.0498<br>93.2<br>99.4              | 4.1590<br>[ 4.0000 ]            | 104.0%                    |    |    |      |
| NMeFOSAA     | ( 570.0 / 419.0 )<br>51530<br>( 570.0 / 483.0 )<br>26753    | ( 9.55 , 1.00 )<br>( 0.01 , N/A , 0.2)   | 248.6<br>5943.7   | 0.5192<br>110.5<br>101.4            | 1.0881<br>[ 1.0000 ]            | 108.8%                    |    |    |      |
| NEIFOSAA     | ( 584.0 / 419.0 )<br>49899<br>( 584.0 / 526.0 )<br>39959    | ( 9.71 , 1.00 )<br>( 0.00 , N/A , -0.4)  | 2600.6<br>87070.0 | 0.8008<br>104.0<br>127.1            | 0.8246<br>[ 1.0000 ]            | 82.5%                     |   |   |      |
| NMeFOSE      | ( 616.1 / 59.0 )<br>68220                                   | ( 10.59 , 1.00 )<br>( 0.00 , N/A , 0.0)  | 685.9             | N/A<br>0.0<br>0.0                   | 4.0330<br>[ 4.0000 ]            | 100.8%                    |  |   |      |
| NEtFOSE      | ( 630.0 / 59.0 )<br>19567                                   | ( 10.69 , 1.00 )<br>( 0.01 , N/A , 0.0)  | 455.0             | N/A<br>0.0<br>0.0                   | 4.1487<br>[ 4.0000 ]            | 103.7%                    |  |   |      |
| HFPO-DA      | ( 285.0 / 169.0 )<br>105322<br>( 285.0 / 185.0 )<br>316772  | ( 6.55 , 1.00 )<br>( 0.00 , N/A , -0.1)  | 608.1<br>841.4    | 3.0077<br>117.9<br>106.7            | 1.8670<br>[ 2.0000 ]            | 93.4%                     |  |  |      |
| ADONA        | ( 377.0 / 85.0 )<br>424115<br>( 377.0 / 251.0 )<br>49887    | ( 7.45 , 1.14 )<br>( N/A , 0.00 , 0.2)   | 747.9<br>186.8    | 0.1176<br>93.8<br>97.9              | 1.8136<br>[ 1.8854 ]            | 96.2%                     |  |  |      |
| 9CI-Pf3ONS   | ( 531.0 / 351.0 )<br>1210777<br>( 533.0 / 353.0 )<br>363528 | ( 9.74 , 1.49 )<br>( N/A , 0.00 , 0.0)   | 498.0<br>630.1    | 0.3002<br>94.8<br>95.7              | 1.8257<br>[ 1.8665 ]            | 97.8%                     |  |  |      |
| 11CI-PF3OUDS | ( 631.0 / 451.0 )<br>799198<br>( 633.0 / 453.0 )<br>247512  | ( 10.02 , 1.53 )<br>( N/A , 0.00 , 0.1)  | 1101.4<br>419.8   | 0.3097<br>105.9<br>98.1             | 1.8289<br>[ 1.8864 ]            | 96.9%                     |  |  |      |

| Analyte        | (Q1 / Q3)<br>Area Counts*min                           | R.T.<br>(R.T [min], R.R.T.)<br>( $\Delta$ RT-I[ $\mu$ min], $\Delta$ RT-CV[ $\mu$ min], $\Delta$ RT ion[s]) | S / N          | Ion Ratio<br>IR Vs MP%<br>IR Vs CV% | Concentration<br>[ True ] ng/mL | Q.C.<br>Rec.<br>{Area%CV} | Primary<br>Transition   | Confirmation<br>Transition  | Flag |
|----------------|--|---|----------------|-------------------------------------|---------------------------------|---------------------------|---|---|------|
| 3:3FTCA        | (241.0 / 177.0)<br>13469<br>(241.0 / 117.0)<br>24757   | (4.52, 0.90)<br>(N/A, 0.01, -0.1)   | 451.1<br>308.9 | 1.8381<br>0.1<br>106.6              | 3.5721<br>[4.0000]              | 89.3%                     |    |    | IR1, |
| 5:3FTCA        | (341.0 / 236.7)<br>104036<br>(341.0 / 217.0)<br>163943 | (6.83, 1.10)<br>(N/A, 0.00, 0.0)  | 532.7<br>379.1 | 1.5758<br>99.7<br>91.5              | 3.5283<br>[4.0000]              | 88.2%                     |    |    |      |
| 7:3FTCA        | (441.0 / 317.0)<br>118517<br>(441.0 / 337.0)<br>96307  | (8.66, 1.40)<br>(N/A, 0.00, 0.2)  | 224.4<br>333.5 | 0.8126<br>99.9<br>96.5              | 3.5616<br>[4.0000]              | 89.0%                     |    |    |      |
| PFEESA         | (315.0 / 135.0)<br>233423<br>(315.0 / 83.0)<br>70415   | (6.66, 1.07)<br>(N/A, 0.01, 0.0)  | 693.2<br>311.7 | 0.3017<br>106.7<br>101.6            | 1.5697<br>[1.7849]              | 87.9%                     |    |    |      |
| PFMPA          | (229.0 / 85.0)<br>41579                                | (4.24, 0.84)<br>(N/A, 0.01, 0.0)  | 680.6          | N/A<br>0.0<br>0.0                   | 1.7523<br>[2.0000]              | 87.6%                     |   |   |      |
| PFMBA          | (279.0 / 85.0)<br>153869                               | (5.43, 1.08)<br>(N/A, 0.01, 0.0)  | 889.2          | N/A<br>0.0<br>0.0                   | 1.9864<br>[2.0000]              | 99.3%                     |  |   |      |
| NFDHA          | (201.0 / 85.0)<br>6892<br>(295.0 / 201.0)<br>40249     | (6.08, 0.98)<br>(N/A, 0.01, 0.0)  | 146.0<br>578.5 | 5.8400<br>0.7<br>84.4               | 2.2999<br>[2.0000]              | 115.0%                    |  |  | IR1, |
| 13C3_PFBA_IIS  | (216.0 / 172.0)<br>90601                               | (3.73, N/A)<br>(N/A, 0.02, N/A)   | 858.4          | N/A                                 | 1.0363<br>[1.0000]              | 103.6%<br>{103.6%}        |  |   |      |
| 13C2_PFHxA_IIS | (315.1 / 270.0)<br>150481                              | (6.20, N/A)<br>(N/A, 0.01, N/A)   | 857.1          | N/A                                 | 1.1437<br>[1.0000]              | 114.4%<br>{119.5%}        |  |   |      |
| 13C4_PFOA_IIS  | (417.0 / 372.0)<br>137057                              | (7.94, N/A)<br>(N/A, 0.00, N/A)   | 546.2          | N/A                                 | 1.0950<br>[1.0000]              | 109.5%<br>{101.8%}        |  |   |      |
| 13C5_PFNA_IIS  | (468.0 / 423.0)<br>113576                              | (8.69, N/A)<br>(N/A, 0.00, N/A)   | 399.3          | N/A                                 | 1.1378<br>[1.0000]              | 113.8%<br>{112.4%}        |  |   |      |



Chemist: DAG  
 Instrument: Saphira  
 Type: Sciex Q3 5500

Sample I.D.: BBL0296-BSD1  
 DF, IV: 1, 10.0µL  
 Acquisition Method: 1633 2022-12-13.dam

Quant Method: 1633 - 2022-12-15A  
 Path: S2022-12-15B (7)  
 Acquired: 2022/12/15 - 16:35

| Analyte        | (Q1 / Q3)<br>Area Counts*min | R.T.<br>(R.T [min], R.R.T.)<br>(ΔRT-I[min], ΔRT-CV[min], ΔRT ion[s]) | S / N  | Ion Ratio<br>IR Vs MP%<br>IR Vs CV% | Concentration<br>[ True ] ng/mL | Q.C.<br>Rec.<br>{Area%CV} | Primary<br>Transition | Confirmation<br>Transition | Flag |
|----------------|------------------------------|--|--------|-------------------------------------|---------------------------------|---------------------------|-----------------------|----------------------------|------|
| 13C2_PFDA_IIS  | (515.1 / 470.1)<br>112693    | (9.36, N/A)<br>(N/A, 0.00, N/A)                                      | 398.2  | N/A                                 | 1.0867<br>[ 1.0000 ]            | 108.7%<br>{ 101.0% }      |                       |                            |      |
| 18O2_PFHxS_IIS | (403.0 / 83.9)<br>251136     | (8.08, N/A)<br>(N/A, 0.00, N/A)                                      | 1023.2 | N/A                                 | 1.0615<br>[ 1.0000 ]            | 106.2%<br>{ 102.3% }      |                       |                            |      |
| 13C4_PFOS_IIS  | (502.8 / 79.9)<br>235860     | (9.51, N/A)<br>(N/A, 0.00, N/A)                                      | 544.5  | N/A                                 | 1.1757<br>[ 1.0000 ]            | 117.6%<br>{ 112.6% }      |                       |                            |      |
| 13C4_PFBA_EIS  | (217.0 / 172.0)<br>661663    | (3.73, N/A)<br>(N/A, 0.01, N/A)                                      | 827.3  | N/A                                 | 7.0538<br>[ 8.0000 ]            | 88.2%<br>{ 88.8% }        |                       |                            |      |
| 13C5_PFPeA_EIS | (267.9 / 223.0)<br>388409    | (5.04, N/A)<br>(N/A, 0.01, N/A)                                      | 894.5  | N/A                                 | 3.5059<br>[ 4.0000 ]            | 87.6%<br>{ 99.0% }        |                       |                            |      |
| 13C5_PFHxA_EIS | (318.0 / 273.0)<br>319212    | (6.20, N/A)<br>(N/A, 0.01, N/A)                                      | 617.1  | N/A                                 | 1.8020<br>[ 2.0000 ]            | 90.1%<br>{ 109.7% }       |                       |                            |      |
| 13C4_PFHpA_EIS | (367.0 / 322.0)<br>260755    | (7.13, N/A)<br>(N/A, 0.00, N/A)                                      | 574.3  | N/A                                 | 1.6661<br>[ 2.0000 ]            | 83.3%<br>{ 94.1% }        |                       |                            |      |
| 13C8_PFOA_EIS  | (421.0 / 376.0)<br>255789    | (7.94, N/A)<br>(N/A, 0.00, N/A)                                      | 667.4  | N/A                                 | 1.6890<br>[ 2.0000 ]            | 84.4%<br>{ 95.4% }        |                       |                            |      |
| 13C9_PFNA_EIS  | (472.0 / 427.0)<br>98260     | (8.69, N/A)<br>(N/A, 0.00, N/A)                                      | 333.3  | N/A                                 | 0.7920<br>[ 1.0000 ]            | 79.2%<br>{ 92.3% }        |                       |                            |      |
| 13C6_PFDA_EIS  | (519.0 / 474.0)<br>154443    | (9.37, N/A)<br>(N/A, 0.00, N/A)                                      | 617.8  | N/A                                 | 1.0114<br>[ 1.0000 ]            | 101.1%<br>{ 115.7% }      |                       |                            |      |
| 13C7_PFUnA_EIS | (570.0 / 525.0)<br>213828    | (9.74, N/A)<br>(N/A, 0.00, N/A)                                      | 510.4  | N/A                                 | 0.9725<br>[ 1.0000 ]            | 97.3%<br>{ 108.2% }       |                       |                            |      |



Chemist: DAG  
 Instrument: Saphira  
 Type: Sciex Q3 5500

Sample I.D.: BBL0296-BSD1  
 DF, IV: 1, 10.0µL  
 Acquisition Method: 1633 2022-12-13.dam

Quant Method: 1633 - 2022-12-15A  
 Path: S2022-12-15B (7)  
 Acquired: 2022/12/15 - 16:35

| Analyte         | (Q1 / Q3)<br>Area Counts*min | R.T.<br>(R.T [min], R.R.T.)<br>(ΔRT-I[min], ΔRT-CV[min], ΔRT ion[s]) | S / N  | Ion Ratio<br>IR Vs MP%<br>IR Vs CV% | Concentration<br>[ True ] ng/mL | Q.C.<br>Rec.<br>{Area%CV} | Primary<br>Transition | Confirmation<br>Transition | Flag |
|-----------------|------------------------------|--|--------|-------------------------------------|---------------------------------|---------------------------|-----------------------|----------------------------|------|
| 13C2_PFDa_EIS   | (615.0 / 570.0)<br>217658    | (9.91, N/A)<br>(N/A, 0.00, N/A)                                      | 583.7  | N/A                                 | 0.8778<br>[ 1.0000 ]            | 87.8%<br>{ 84.5% }        |                       |                            |      |
| 13C2_PFTeDA_EIS | (715.0 / 670.0)<br>127368    | (10.14, N/A)<br>(N/A, 0.00, N/A)                                     | 208.3  | N/A                                 | 0.8452<br>[ 1.0000 ]            | 84.5%<br>{ 87.6% }        |                       |                            |      |
| 13C3_PFBs_EIS   | (302.0 / 80.0)<br>675472     | (6.16, N/A)<br>(N/A, 0.01, N/A)                                      | 767.5  | N/A                                 | 1.6469<br>[ 2.0000 ]            | 82.3%<br>{ 94.7% }        |                       |                            |      |
| 13C3_PFHxS_EIS  | (402.0 / 80.0)<br>390875     | (8.08, N/A)<br>(N/A, 0.00, N/A)                                      | 993.8  | N/A                                 | 1.8376<br>[ 2.0000 ]            | 91.9%<br>{ 96.1% }        |                       |                            |      |
| 13C8_PFOS_EIS   | (507.0 / 80.0)<br>563188     | (9.51, N/A)<br>(N/A, 0.00, N/A)                                      | 416.3  | N/A                                 | 1.4536<br>[ 2.0000 ]            | 72.7%<br>{ 98.7% }        |                       |                            |      |
| 13C2_4:2FTS_EIS | (329.0 / 81.0)<br>84619      | (5.86, N/A)<br>(N/A, 0.01, N/A)                                      | 778.1  | N/A                                 | 3.6588<br>[ 4.0000 ]            | 91.5%<br>{ 100.5% }       |                       |                            |      |
| 13C2_6:2FTS_EIS | (429.0 / 81.0)<br>107567     | (7.60, N/A)<br>(N/A, 0.00, N/A)                                      | 569.7  | N/A                                 | 3.6293<br>[ 4.0000 ]            | 90.7%<br>{ 97.9% }        |                       |                            |      |
| 13C2_8:2FTS_EIS | (529.0 / 81.0)<br>75205      | (9.03, N/A)<br>(N/A, 0.00, N/A)                                      | 268.4  | N/A                                 | 2.8303<br>[ 4.0000 ]            | 70.8%<br>{ 90.2% }        |                       |                            |      |
| 13C8_PFOsa_EIS  | (506.0 / 78.0)<br>821780     | (10.19, N/A)<br>(N/A, 0.00, N/A)                                     | 767.8  | N/A                                 | 1.4574<br>[ 2.0000 ]            | 72.9%<br>{ 88.9% }        |                       |                            |      |
| D3_NMeFOSA_EIS  | (515.0 / 169.0)<br>126504    | (10.62, N/A)<br>(N/A, 0.00, N/A)                                     | 1289.2 | N/A                                 | 0.9006<br>[ 2.0000 ]            | 45.0%<br>{ 51.4% }        |                       |                            |      |
| D5_NeIFOSA_EIS  | (531.1 / 169.0)<br>102752    | (10.71, N/A)<br>(N/A, 0.00, N/A)                                     | 1218.0 | N/A                                 | 0.7833<br>[ 2.0000 ]            | 39.2%<br>{ 41.7% }        |                       |                            |      |



Chemist: DAG  
 Instrument: Saphira  
 Type: Sciex Q3 5500

Sample I.D.: BBL0296-BSD1  
 DF, IV: 1, 10.0µL  
 Acquisition Method: 1633 2022-12-13.dam

Quant Method: 1633 - 2022-12-15A  
 Path: S2022-12-15B (7)  
 Acquired: 2022/12/15 - 16:35

| Analyte         | (Q1 / Q3)<br>Area Counts*min | R.T.<br>(R.T [min], R.R.T.)<br>(ΔRT-I[min], ΔRT-CV[min], ΔRT ion[s]) | S / N    | Ion Ratio<br>IR Vs MP%<br>IR Vs CV% | Concentration<br>[ True ] ng/mL | Q.C.<br>Rec.<br>{Area%CV} | Primary<br>Transition | Confirmation<br>Transition | Flag |
|-----------------|------------------------------|--|----------|-------------------------------------|---------------------------------|---------------------------|-----------------------|----------------------------|------|
| D3_MeFOSAA_EIS  | ( 573.0 / 419.0 )<br>261383  | ( 9.54 , N/A )<br>( N/A , 0.00 , N/A )                               | 480.7    | N/A                                 | 2.8760<br>[ 4.0000 ]            | 71.9%<br>{ 87.4% }        |                       |                            |      |
| D5_EtFOSAA_EIS  | ( 589.0 / 419.0 )<br>268515  | ( 9.71 , N/A )<br>( N/A , 0.00 , N/A )                               | 406.6    | N/A                                 | 3.5549<br>[ 4.0000 ]            | 88.9%<br>{ 99.0% }        |                       |                            |      |
| D7_NMeFOSE_EIS  | ( 623.2 / 58.9 )<br>265687   | ( 10.58 , N/A )<br>( N/A , 0.00 , N/A )                              | 816104.8 | N/A                                 | 9.8326<br>[ 20.0000 ]           | 49.2%<br>{ 52.9% }        |                       |                            |      |
| D9_NEtFOSE_EIS  | ( 639.2 / 58.9 )<br>147769   | ( 10.68 , N/A )<br>( N/A , 0.00 , N/A )                              | 1040.7   | N/A                                 | 10.1555<br>[ 20.0000 ]          | 50.8%<br>{ 53.1% }        |                       |                            |      |
| 13C3_HFPODA_EIS | ( 287.0 / 169.0 )<br>738570  | ( 6.55 , N/A )<br>( N/A , 0.01 , N/A )                               | 870.5    | N/A                                 | 6.8477<br>[ 8.0000 ]            | 85.6%<br>{ 93.1% }        |                       |                            |      |

## ANALYSIS DATA SHEET

## MRL Checka

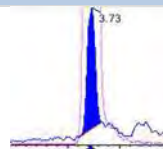
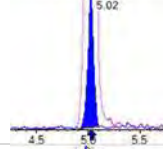
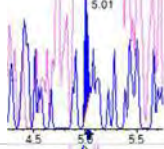
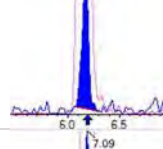
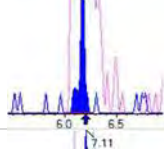
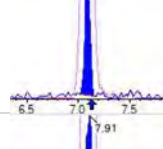
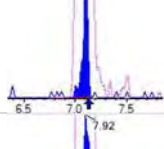
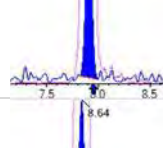
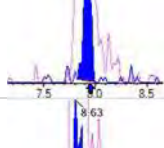
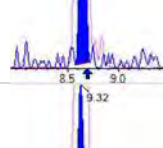
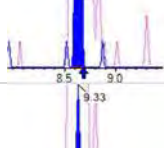
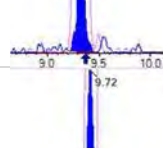
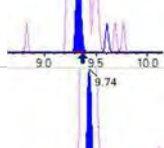
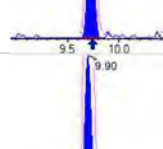
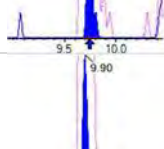
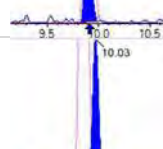
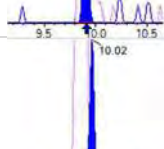
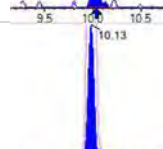
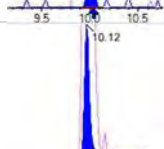

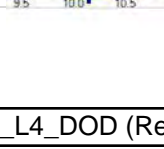
|              |                  |                 |                   |
|--------------|------------------|-----------------|-------------------|
| Laboratory:a | APPL, LLCa       | Work Order:a    | 22L0004a          |
| Client:a     | Tidewater, Inc.a | Project:a       | NASA JPL Sla      |
| M trix:a     | Watera           | Laboratory ID:a | BBL0296-MRL1a     |
| Sampled:a    |                  | File ID:a       | S2022-12-15B (8)a |
| Solids:a     |                  | Prepared:a      | 12/14/22 08:57a   |
|              |                  | Analyzed:a      | 12/15/22 16:48a   |
|              |                  | Preparation:a   | Table B-15a       |
|              |                  | Dilution:a      | 1a                |
| Batch:a      | BBL0296a         | Sequence:a      | SB03858a          |
|              |                  | Calibration:a   | 2251019a          |
| Column:a     | 1a               | Instrument:a    | Saphira           |

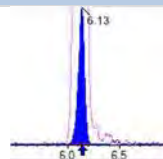
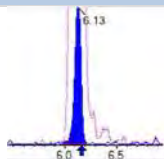
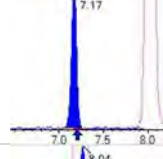
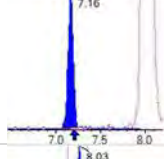
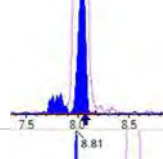
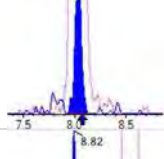
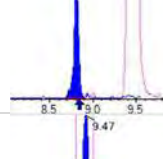
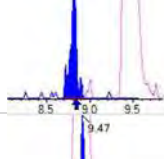
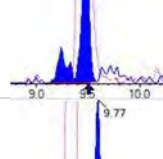
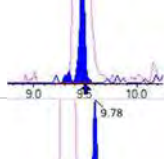
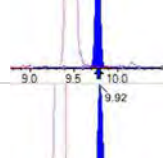
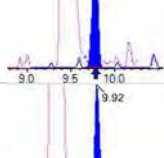
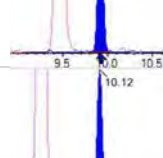
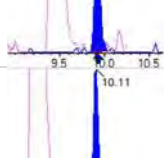
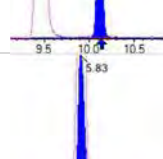
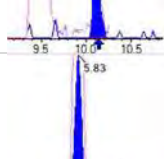
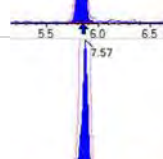
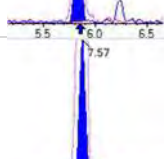
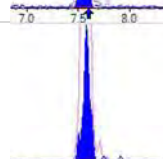
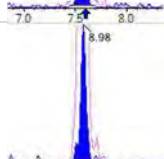

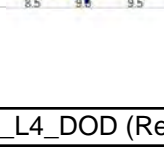
| COMPOUNDL | CONC. (ng/L)L | OQL   | DL     | QL      |
|-----------|---------------|-------|--------|---------|
| PFBAa     | 2.89a         | 3.2a  | 0.050a | Ja      |
| PFPEAa    | 1.76a         | 1.6a  | 0.062a |         |
| PFHXAa    | 0.606a        | 0.80a | 0.064a | Ja      |
| PFHPAa    | 0.802a        | 0.80a | 0.050a |         |
| PFOAa     | 0.909a        | 0.80a | 0.082a |         |
| PFNAa     | 0.644a        | 0.80a | 0.050a | IR2, Ja |
| PFDAa     | 0.976a        | 0.80a | 0.050a |         |
| PFUnAa    | 1.08a         | 0.80a | 0.080a | BS2a    |
| PFDOAa    | 1.19a         | 0.80a | 0.050a | BS2a    |
| PFTRDAa   | 1.04a         | 0.80a | 0.058a | IR2a    |
| PFTEDAa   | 1.40a         | 0.80a | 0.086a | BS2a    |
| PFBSa     | 0.815a        | 0.80a | 0.050a |         |
| PFPESa    | 0.687a        | 0.80a | 0.058a | Ja      |
| PFHXSa    | 0.790a        | 0.80a | 0.050a | Ja      |
| PFHPSa    | 0.703a        | 0.80a | 0.056a | Ja      |
| PFOSa     | 0.776a        | 0.80a | 0.050a | IR2, Ja |
| PFNSa     | 1.02a         | 0.80a | 0.25a  | BS2a    |
| PFDSa     | 1.15a         | 0.80a | 0.064a | BS2a    |
| 4:2FTSa   | 2.51a         | 3.2a  | 0.11a  | Ja      |
| 6:2FTSa   | 3.21a         | 3.2a  | 0.090a |         |
| 8:2FTSa   | 4.24a         | 3.2a  | 0.20a  |         |
| PFOSAa    | 0.849a        | 3.2a  | 0.050a | Ja      |
| NMeFOSAa  | 4.04a         | 3.2a  | 0.99a  |         |
| NEtFOSAa  | 3.72a         | 3.2a  | 0.98a  |         |
| NMeFOSAAa | 1.69a         | 0.80a | 0.072a | BS2a    |
| NEtFOSAAa | 0.908a        | 0.80a | 0.050a |         |
| NMeFOSEa  | 5.27a         | 3.2a  | 0.60a  | BS2a    |
| NEtFOSEa  | 4.17a         | 3.2a  | 0.60a  |         |
| HFPO-DAa  | 1.69a         | 1.6a  | 0.49a  |         |
| ADONa     | 1.48a         | 1.6a  | 0.38a  |         |

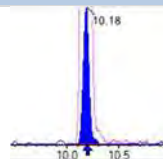
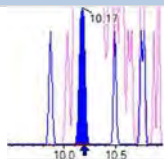
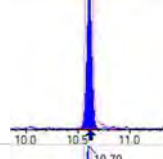
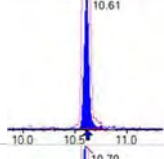
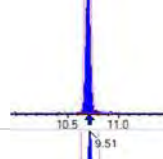
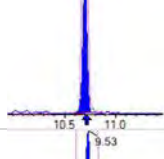
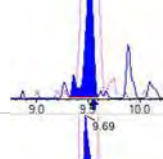
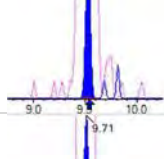
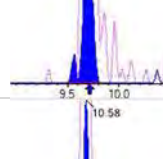
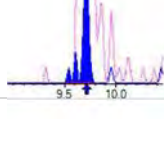
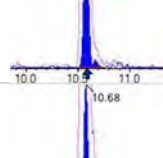
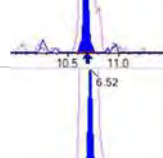
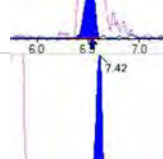
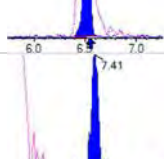
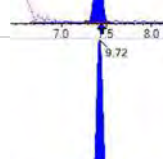
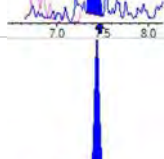
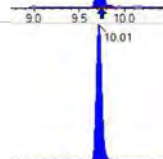
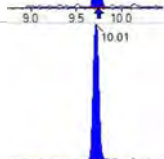

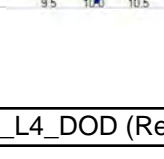
**ANALYSIS DATA SHEET****MRL Check**

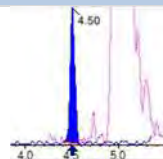
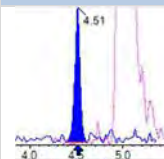
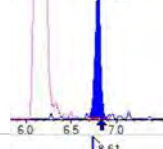
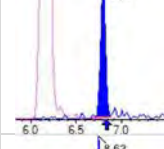
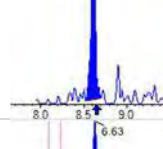
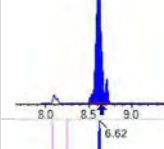
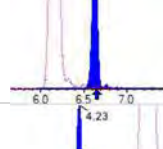
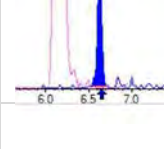
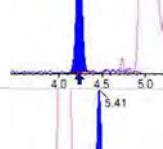
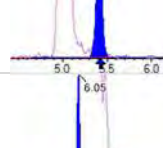
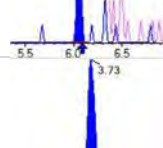
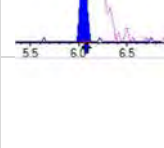
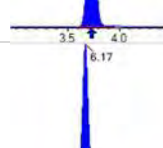
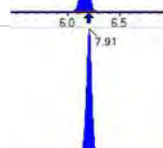
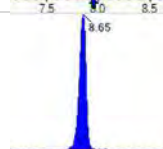

|              |                  |                 |                   |
|--------------|------------------|-----------------|-------------------|
| Laboratory:a | APPL, LLCa       | Work Order:a    | 22L0004a          |
| Client:a     | Tidewater, Inc.a | Project:a       | NASA JPL Sla      |
| Matrix:a     | Watera           | Laboratory ID:a | BBL0296-MRL1a     |
|              |                  | File ID:a       | S2022-12-15B (8)a |
| Sampled:a    |                  | Prepared:a      | 12/14/22 08:57a   |
|              |                  | Analyzed:a      | 12/15/22 16:48a   |
| Solids:a     |                  | Preparation:a   | Table B-15a       |
|              |                  | Dilution:a      | 1a                |
| Batch:a      | BBL0296a         | Sequence:a      | SB03858a          |
|              |                  | Calibration:a   | 2251019a          |
| Column:a     | 1a               | Instrument:a    | Saphira           |

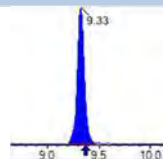
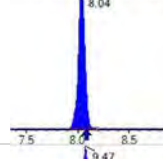
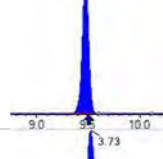
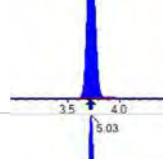
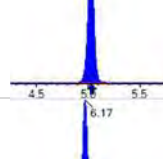
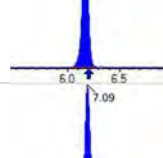
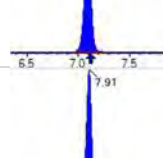
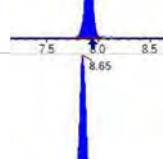
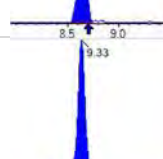
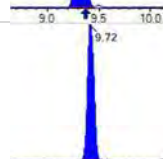

| COMPOUNDL     | CONC. (ng/L)L | OQL  | DL    | QL   |
|---------------|---------------|------|-------|------|
| 9CL-PF3ONSa   | 1.78a         | 1.6a | 0.24a |      |
| 11CL-PF3OUDSa | 2.10a         | 1.6a | 0.24a | BS2a |

| Analyte | (Q1 / Q3)<br>Area Counts*min                        | R.T.<br>(R.T [min], R.R.T.)<br>( $\Delta$ RT-[min], $\Delta$ RT-<br>CV[min], $\Delta$ RT ion[s]) | S / N           | Ion Ratio<br>IR Vs MP%<br>IR Vs CV% | Concentration<br>[ True ] ng/mL | Q.C.<br>Rec.<br>{Area%CV} | Primary<br>Transition   | Confirmation<br>Transition  | Flag |
|---------|---|--|-----------------|-------------------------------------|---------------------------------|---------------------------|---|---|------|
| PFBA    | (212.9 / 169.0)<br>22997                            | (3.73, 1.00)<br>(0.00, N/A, 0.0)   | 34.0            | N/A<br>0.0<br>0.0                   | 0.3608<br>[0.4000]              | 90.2%                     |    |   |      |
| PFPeA   | (262.9 / 219.0)<br>19960<br>(262.9 / 69.0)<br>78    | (5.02, 1.00)<br>(0.00, N/A, 1.1)   | 164.7<br>8.7    | 0.0039<br>4595.2<br>35.1            | 0.2203<br>[0.2000]              | 110.2%                    |    |    |      |
| PFHxA   | (313.0 / 269.0)<br>12228<br>(313.0 / 119.0)<br>1262 | (6.17, 1.00)<br>(0.00, N/A, 0.0)   | 58.0<br>38.9    | 0.1032<br>105.2<br>111.5            | 0.0758<br>[0.1000]              | 75.8%                     |    |    |      |
| PFHpA   | (363.0 / 319.0)<br>12792<br>(363.0 / 169.0)<br>4361 | (7.09, 1.00)<br>(0.00, N/A, -1.0)  | 81.3<br>91.5    | 0.3409<br>109.1<br>114.8            | 0.1002<br>[0.1000]              | 100.2%                    |    |    |      |
| PFOA    | (413.0 / 369.0)<br>16238<br>(413.0 / 169.0)<br>5737 | (7.91, 1.00)<br>(0.00, N/A, -0.6)  | 54.8<br>67.7    | 0.3533<br>104.9<br>112.6            | 0.1136<br>[0.1000]              | 113.6%                    |   |   |      |
| PFNA    | (463.0 / 419.0)<br>7803<br>(463.0 / 169.0)<br>2353  | (8.64, 1.00)<br>(-0.01, N/A, 0.5)  | 25.5<br>34.5    | 0.3016<br>150.3<br>138.2            | 0.0805<br>[0.1000]              | 80.5%                     |  |  | IR2, |
| PFDA    | (513.0 / 469.0)<br>17466<br>(513.0 / 169.0)<br>1619 | (9.32, 1.00)<br>(-0.01, N/A, -0.2)   | 67.7<br>11043.5 | 0.0927<br>116.5<br>96.2             | 0.1220<br>[0.1000]              | 122.0%                    |  |  |      |
| PFUnA   | (563.0 / 519.0)<br>23197<br>(563.0 / 169.0)<br>2609 | (9.72, 1.00)<br>(0.00, N/A, -1.3)  | 104.9<br>328.9  | 0.1125<br>100.4<br>101.4            | 0.1350<br>[0.1000]              | 135.0%                    |  |  | QC,  |
| PFDoA   | (613.0 / 569.0)<br>35080<br>(613.0 / 169.0)<br>3388 | (9.90, 1.00)<br>(0.00, N/A, 0.0)   | 108.2<br>61.8   | 0.0966<br>76.9<br>72.4              | 0.1481<br>[0.1000]              | 148.1%                    |  |  | QC,  |
| PFTrDA  | (663.0 / 619.0)<br>25343<br>(663.0 / 169.0)<br>7611 | (10.03, 1.01)<br>(N/A, -0.01, 0.3)   | 96.1<br>65.4    | 0.3003<br>143.7<br>158.5            | 0.1297<br>[0.1000]              | 129.7%                    |  |  | IR2, |
| PFTeDA  | (713.0 / 669.0)<br>31841<br>(713.0 / 169.0)<br>6927 | (10.13, 1.00)<br>(0.00, N/A, 0.8)  | 171.6<br>131.3  | 0.2175<br>95.8<br>131.4             | 0.1749<br>[0.1000]              | 174.9%                    |  |  | QC,  |

| Analyte | (Q1 / Q3)<br>Area Counts*min                        | R.T.<br>(R.T [min], R.R.T.)<br>( $\Delta$ RT-[min], $\Delta$ RT-<br>CV[min], $\Delta$ RT ion[s]) | S / N            | Ion Ratio<br>IR Vs MP%<br>IR Vs CV% | Concentration<br>[ True ] ng/mL | Q.C.<br>Rec.<br>{Area%CV} | Primary<br>Transition   | Confirmation<br>Transition  | Flag |
|---------|---|--|------------------|-------------------------------------|---------------------------------|---------------------------|---|---|------|
| PFBS    | (298.9 / 80.0)<br>22927<br>(298.9 / 99.0)<br>15068  | (6.13, 1.00)<br>(0.01, N/A, 0.4)   | 246.9<br>144.2   | 0.6572<br>96.6<br>99.8              | 0.1018<br>[0.0885]              | 115.1%                    |    |    |      |
| PFPeS   | (349.0 / 80.0)<br>34279<br>(349.0 / 99.0)<br>13244  | (7.17, 0.89)<br>(N/A, -0.03, 0.3)  | 262.6<br>234.4   | 0.3863<br>103.5<br>99.5             | 0.0859<br>[0.0938]              | 91.5%                     |    |    |      |
| PFHxS   | (399.0 / 80.0)<br>33415<br>(399.0 / 99.0)<br>9368   | (8.04, 1.00)<br>(0.01, N/A, 0.5)   | 76297.2<br>164.7 | 0.2803<br>81.8<br>79.1              | 0.0988<br>[0.0911]              | 108.4%                    |    |    |      |
| PFHpS   | (449.0 / 80.0)<br>29016<br>(449.0 / 99.0)<br>10668  | (8.81, 0.93)<br>(N/A, -0.04, -0.6)   | 176.3<br>100.0   | 0.3677<br>125.3<br>139.5            | 0.0879<br>[0.0951]              | 92.4%                     |    |    |      |
| PFOS    | (499.0 / 80.0)<br>39678<br>(499.0 / 99.0)<br>15238  | (9.47, 1.00)<br>(0.00, N/A, 0.1)   | 87.9<br>179.9    | 0.3841<br>168.0<br>165.9            | 0.0970<br>[0.0927]              | 104.5%                    |   |   | IR2, |
| PFNS    | (549.0 / 80.0)<br>60226<br>(549.0 / 99.0)<br>14037  | (9.77, 1.03)<br>(N/A, -0.01, -0.2)   | 333.0<br>101.9   | 0.2331<br>93.4<br>93.9              | 0.1280<br>[0.0960]              | 133.3%                    |  |  | QC,  |
| PFDS    | (599.0 / 80.0)<br>83812<br>(599.0 / 99.0)<br>16803  | (9.92, 1.05)<br>(N/A, -0.01, 0.1)  | 281.6<br>113.9   | 0.2005<br>78.6<br>89.5              | 0.1444<br>[0.0963]              | 149.9%                    |  |  | QC,  |
| PFDoS   | (698.9 / 80.0)<br>66751<br>(698.9 / 99.0)<br>10741  | (10.12, 1.07)<br>(N/A, -0.01, 0.5)   | 640.5<br>73.7    | 0.1609<br>78.3<br>67.0              | 0.2203<br>[0.0970]              | 227.2%                    |  |  | QC,  |
| 4:2FTS  | (327.0 / 307.0)<br>26029<br>(327.0 / 81.0)<br>15616 | (5.83, 1.00)<br>(0.00, N/A, -0.1)  | 372.4<br>127.8   | 0.6000<br>120.0<br>107.1            | 0.3142<br>[0.3738]              | 84.1%                     |  |  |      |
| 6:2FTS  | (427.0 / 407.0)<br>17720<br>(427.0 / 81.0)<br>12002 | (7.57, 1.00)<br>(0.00, N/A, 0.0)   | 208.1<br>136.5   | 0.6773<br>94.5<br>91.2              | 0.4008<br>[0.3796]              | 105.6%                    |  |  |      |
| 8:2FTS  | (527.0 / 507.0)<br>16263<br>(527.0 / 81.0)<br>10976 | (8.98, 1.00)<br>(0.00, N/A, 0.1)   | 200.6<br>257.1   | 0.6749<br>95.9<br>110.0             | 0.5302<br>[0.3833]              | 138.3%                    |  |  | QC,  |

| Analyte      | (Q1 / Q3)<br>Area Counts*min                          | R.T.<br>(R.T [min], R.R.T.)<br>( $\Delta$ RT-[min], $\Delta$ RT-<br>CV[min], $\Delta$ RT ion[s]) | S / N           | Ion Ratio<br>IR Vs MP%<br>IR Vs CV% | Concentration<br>[ True ] ng/mL | Q.C.<br>Rec.<br>{Area%CV} | Primary<br>Transition   | Confirmation<br>Transition  | Flag |
|--------------|---|--|-----------------|-------------------------------------|---------------------------------|---------------------------|---|---|------|
| PFOSA        | (498.0 / 78.0)<br>46030<br>(498.0 / 478.0)<br>610     | (10.18, 1.00)<br>(0.00, N/A, 0.5)  | 166.5<br>19.3   | 0.0132<br>56.0<br>71.8              | 0.1062<br>[0.1000]              | 106.2%                    |    |    |      |
| NMeFOSA      | (511.9 / 219.0)<br>26565<br>(511.9 / 169.0)<br>16460  | (10.61, 1.00)<br>(0.00, N/A, -0.2)   | 300.4<br>257.6  | 0.6196<br>88.9<br>93.2              | 0.5044<br>[0.4000]              | 126.1%                    |    |    |      |
| NEIFOSA      | (526.0 / 219.0)<br>29012<br>(526.0 / 169.0)<br>30367  | (10.70, 1.00)<br>(0.00, N/A, 0.1)  | 430.3<br>279.1  | 1.0467<br>92.9<br>99.1              | 0.4645<br>[0.4000]              | 116.1%                    |    |    |      |
| NMeFOSAA     | (570.0 / 419.0)<br>12009<br>(570.0 / 483.0)<br>3555   | (9.51, 1.00)<br>(0.00, N/A, -0.7)  | 75.0<br>262.8   | 0.2960<br>63.0<br>57.8              | 0.2113<br>[0.1000]              | 211.3%                    |    |    | QC,  |
| NEIFOSAA     | (584.0 / 419.0)<br>8736<br>(584.0 / 526.0)<br>4781    | (9.69, 1.00)<br>(0.00, N/A, -1.1)  | 83.9<br>300.9   | 0.5473<br>71.0<br>86.9              | 0.1135<br>[0.1000]              | 113.5%                    |   |   |      |
| NMeFOSE      | (616.1 / 59.0)<br>13626                               | (10.58, 1.00)<br>(0.00, N/A, 0.0)  | 192.9           | N/A<br>0.0<br>0.0                   | 0.6591<br>[0.4000]              | 164.8%                    |  |   | QC,  |
| NEtFOSE      | (630.0 / 59.0)<br>2991                                | (10.68, 1.00)<br>(0.01, N/A, 0.0)  | 115.7           | N/A<br>0.0<br>0.0                   | 0.5207<br>[0.4000]              | 130.2%                    |  |   | QC,  |
| HFPO-DA      | (285.0 / 169.0)<br>12967<br>(285.0 / 185.0)<br>32148  | (6.52, 1.00)<br>(0.01, N/A, 0.2)   | 207.9<br>257.3  | 2.4793<br>97.2<br>88.0              | 0.2111<br>[0.2000]              | 105.6%                    |  |  |      |
| ADONA        | (377.0 / 85.0)<br>47121<br>(377.0 / 251.0)<br>6970    | (7.42, 1.14)<br>(N/A, -0.03, 0.3)  | 268.8<br>35.1   | 0.1479<br>118.0<br>123.2            | 0.1851<br>[0.1885]              | 98.2%                     |  |  |      |
| 9CI-Pf3ONS   | (531.0 / 351.0)<br>160307<br>(533.0 / 353.0)<br>51122 | (9.72, 1.49)<br>(N/A, -0.02, -0.1)   | 313.7<br>161.7  | 0.3189<br>100.7<br>101.7            | 0.2220<br>[0.1867]              | 119.0%                    |  |  |      |
| 11CI-PF3OUDS | (631.0 / 451.0)<br>124935<br>(633.0 / 453.0)<br>41830 | (10.01, 1.54)<br>(N/A, -0.01, 0.0)   | 1741.4<br>365.5 | 0.3348<br>114.4<br>106.1            | 0.2626<br>[0.1886]              | 139.2%                    |  |  | QC,  |

| Analyte        | (Q1 / Q3)<br>Area Counts*min                         | R.T.<br>(R.T [min], R.R.T.)<br>( $\Delta$ RT-[min], $\Delta$ RT-<br>CV[min], $\Delta$ RT ion[s]) | S / N            | Ion Ratio<br>IR Vs MP%<br>IR Vs CV% | Concentration<br>[ True ] ng/mL | Q.C.<br>Rec.<br>{Area%CV} | Primary<br>Transition   | Confirmation<br>Transition  | Flag |
|----------------|--|--|------------------|-------------------------------------|---------------------------------|---------------------------|---|---|------|
| 3:3FTCA        | (241.0 / 177.0)<br>1674<br>(241.0 / 117.0)<br>2925   | (4.50, 0.90)<br>(N/A, -0.01, -0.4)   | 118.9<br>66.6    | 1.7473<br>0.1<br>101.3              | 0.4309<br>[0.4000]              | 107.7%                    |    |    | IR1, |
| 5:3FTCA        | (341.0 / 236.7)<br>12761<br>(341.0 / 217.0)<br>16987 | (6.80, 1.10)<br>(N/A, -0.03, -0.1)   | 140.8<br>90.8    | 1.3312<br>84.3<br>77.3              | 0.3883<br>[0.4000]              | 97.1%                     |    |    |      |
| 7:3FTCA        | (441.0 / 317.0)<br>11175<br>(441.0 / 337.0)<br>11820 | (8.61, 1.40)<br>(N/A, -0.04, -0.2)   | 36.3<br>135.9    | 1.0578<br>130.1<br>125.6            | 0.3013<br>[0.4000]              | 75.3%                     |    |    |      |
| PFEESA         | (315.0 / 135.0)<br>24308<br>(315.0 / 83.0)<br>9125   | (6.63, 1.07)<br>(N/A, -0.03, 0.2)  | 51832.5<br>105.4 | 0.3754<br>132.8<br>126.4            | 0.1467<br>[0.1785]              | 82.2%                     |    |    |      |
| PFMPA          | (229.0 / 85.0)<br>5099                               | (4.23, 0.84)<br>(N/A, 0.00, 0.0)   | 186.6            | N/A<br>0.0<br>0.0                   | 0.2085<br>[0.2000]              | 104.3%                    |   |   |      |
| PFMBA          | (279.0 / 85.0)<br>17668                              | (5.41, 1.08)<br>(N/A, -0.01, 0.0)  | 436.2            | N/A<br>0.0<br>0.0                   | 0.2214<br>[0.2000]              | 110.7%                    |  |   |      |
| NFDHA          | (201.0 / 85.0)<br>918<br>(295.0 / 201.0)<br>5428     | (6.05, 0.98)<br>(N/A, -0.03, -0.1)   | 90.1<br>402.4    | 5.9130<br>0.7<br>85.5               | 0.1725<br>[0.2000]              | 86.2%                     |  |  | IR1, |
| 13C3_PFBA_IIS  | (216.0 / 172.0)<br>94419                             | (3.73, N/A)<br>(N/A, 0.01, N/A)  | 759.2            | N/A                                 | 1.0799<br>[1.0000]              | 108.0%<br>{108.0%}        |  |   |      |
| 13C2_PFHxA_IIS | (315.1 / 270.0)<br>146417                            | (6.17, N/A)<br>(N/A, -0.02, N/A)   | 710.0            | N/A                                 | 1.1128<br>[1.0000]              | 111.3%<br>{116.2%}        |  |   |      |
| 13C4_PFOA_IIS  | (417.0 / 372.0)<br>122913                            | (7.91, N/A)<br>(N/A, -0.03, N/A)   | 467.9            | N/A                                 | 0.9820<br>[1.0000]              | 98.2%<br>{91.3%}          |  |   |      |
| 13C5_PFNA_IIS  | (468.0 / 423.0)<br>120125                            | (8.65, N/A)<br>(N/A, -0.04, N/A)   | 235.9            | N/A                                 | 1.2034<br>[1.0000]              | 120.3%<br>{118.9%}        |  |   |      |

| Analyte        | (Q1 / Q3)<br>Area Counts*min | R.T.<br>(R.T [min], R.R.T.)<br>( $\Delta$ RT-[min], $\Delta$ RT-<br>CV[min], $\Delta$ RT ion[s]) | S / N | Ion Ratio<br>IR Vs MP%<br>IR Vs CV% | Concentration<br>[ True ] ng/mL | Q.C.<br>Rec.<br>{Area%CV} | Primary<br>Transition   | Confirmation<br>Transition | Flag |
|----------------|------------------------------|--|-------|-------------------------------------|---------------------------------|---------------------------|---|----------------------------|------|
| 13C2_PFDA_IIS  | (515.1 / 470.1)<br>106558    | (9.33, N/A)<br>(N/A, -0.04, N/A)   | 323.2 | N/A                                 | 1.0275<br>[ 1.0000 ]            | 102.8%<br>{ 95.5% }       |    |                            |      |
| 18O2_PFHxS_IIS | (403.0 / 83.9)<br>242670     | (8.04, N/A)<br>(N/A, -0.04, N/A)   | 626.5 | N/A                                 | 1.0257<br>[ 1.0000 ]            | 102.6%<br>{ 98.9% }       |    |                            |      |
| 13C4_PFOS_IIS  | (502.8 / 79.9)<br>217299     | (9.47, N/A)<br>(N/A, -0.03, N/A)   | 544.2 | N/A                                 | 1.0831<br>[ 1.0000 ]            | 108.3%<br>{ 103.7% }      |    |                            |      |
| 13C4_PFBA_EIS  | (217.0 / 172.0)<br>767838    | (3.73, N/A)<br>(N/A, 0.01, N/A)  | 860.3 | N/A                                 | 7.8548<br>[ 8.0000 ]            | 98.2%<br>{ 103.0% }       |    |                            |      |
| 13C5_PFPeA_EIS | (267.9 / 223.0)<br>400232    | (5.03, N/A)<br>(N/A, -0.01, N/A)   | 833.1 | N/A                                 | 3.7129<br>[ 4.0000 ]            | 92.8%<br>{ 102.0% }       |   |                            |      |
| 13C5_PFHxA_EIS | (318.0 / 273.0)<br>355750    | (6.17, N/A)<br>(N/A, -0.02, N/A)   | 539.3 | N/A                                 | 2.0640<br>[ 2.0000 ]            | 103.2%<br>{ 122.3% }      |  |                            |      |
| 13C4_PFHpA_EIS | (367.0 / 322.0)<br>282707    | (7.09, N/A)<br>(N/A, -0.04, N/A)   | 619.4 | N/A                                 | 1.8565<br>[ 2.0000 ]            | 92.8%<br>{ 102.1% }       |  |                            |      |
| 13C8_PFOA_EIS  | (421.0 / 376.0)<br>301627    | (7.91, N/A)<br>(N/A, -0.03, N/A)   | 628.9 | N/A                                 | 2.2208<br>[ 2.0000 ]            | 111.0%<br>{ 112.5% }      |  |                            |      |
| 13C9_PFNA_EIS  | (472.0 / 427.0)<br>114651    | (8.65, N/A)<br>(N/A, -0.04, N/A)   | 326.0 | N/A                                 | 0.8738<br>[ 1.0000 ]            | 87.4%<br>{ 107.7% }       |  |                            |      |
| 13C6_PFDA_EIS  | (519.0 / 474.0)<br>155331    | (9.33, N/A)<br>(N/A, -0.04, N/A)   | 419.6 | N/A                                 | 1.0758<br>[ 1.0000 ]            | 107.6%<br>{ 116.4% }      |  |                            |      |
| 13C7_PFUnA_EIS | (570.0 / 525.0)<br>230512    | (9.72, N/A)<br>(N/A, -0.01, N/A)   | 387.0 | N/A                                 | 1.1087<br>[ 1.0000 ]            | 110.9%<br>{ 116.7% }      |  |                            |      |



Chemist: ABK  
 Instrument: Saphira  
 Type: Sciex Q3 5500

Sample I.D.: BBL0296-MRL1  
 DF, IV: 1, 10.0µL  
 Acquisition Method: 1633 2022-12-13.dam

Quant Method: 1633 - S2022-12-15A  
 Path: S2022-12-15B (8)  
 Acquired: 2022/12/15 - 16:48

| Analyte         | (Q1 / Q3)<br>Area Counts*min | R.T.<br>(R.T [min], R.R.T.)<br>(ΔRT-[min], ΔRT-<br>CV[min], ΔRT ion[s]) | S / N  | Ion Ratio<br>IR Vs MP%<br>IR Vs CV% | Concentration<br>[ True ] ng/mL | Q.C.<br>Rec.<br>{Area%CV} | Primary<br>Transition | Confirmation<br>Transition | Flag |
|-----------------|------------------------------|---|--------|-------------------------------------|---------------------------------|---------------------------|-----------------------|----------------------------|------|
| 13C2_PFDa_EIS   | (615.0 / 570.0)<br>295653    | (9.90, N/A)<br>(N/A, -0.01, N/A)  | 697.5  | N/A                                 | 1.2610<br>[ 1.0000 ]            | 126.1%<br>{ 114.8% }      |                       |                            |      |
| 13C2_PFTeDA_EIS | (715.0 / 670.0)<br>190254    | (10.13, N/A)<br>(N/A, -0.01, N/A)                                       | 487.8  | N/A                                 | 1.3351<br>[ 1.0000 ]            | 133.5%<br>{ 130.9% }      |                       |                            |      |
| 13C3_PFBs_EIS   | (302.0 / 80.0)<br>824358     | (6.13, N/A)<br>(N/A, -0.02, N/A)  | 856.2  | N/A                                 | 2.0800<br>[ 2.0000 ]            | 104.0%<br>{ 115.5% }      |                       |                            |      |
| 13C3_PFHxS_EIS  | (402.0 / 80.0)<br>425405     | (8.03, N/A)<br>(N/A, -0.04, N/A)  | 1078.5 | N/A                                 | 2.0697<br>[ 2.0000 ]            | 103.5%<br>{ 104.5% }      |                       |                            |      |
| 13C8_PFOS_EIS   | (507.0 / 80.0)<br>744595     | (9.47, N/A)<br>(N/A, -0.03, N/A)  | 726.8  | N/A                                 | 2.0860<br>[ 2.0000 ]            | 104.3%<br>{ 130.6% }      |                       |                            |      |
| 13C2_4:2FTS_EIS | (329.0 / 81.0)<br>103891     | (5.84, N/A)<br>(N/A, -0.02, N/A)  | 534.0  | N/A                                 | 4.6488<br>[ 4.0000 ]            | 116.2%<br>{ 123.4% }      |                       |                            |      |
| 13C2_6:2FTS_EIS | (429.0 / 81.0)<br>114526     | (7.56, N/A)<br>(N/A, -0.03, N/A)  | 582.6  | N/A                                 | 3.9989<br>[ 4.0000 ]            | 100.0%<br>{ 104.3% }      |                       |                            |      |
| 13C2_8:2FTS_EIS | (529.0 / 81.0)<br>83699      | (8.98, N/A)<br>(N/A, -0.04, N/A)  | 349.6  | N/A                                 | 3.2599<br>[ 4.0000 ]            | 81.5%<br>{ 100.4% }       |                       |                            |      |
| 13C8_PFOsa_EIS  | (506.0 / 78.0)<br>871209     | (10.18, N/A)<br>(N/A, -0.01, N/A)                                       | 629.3  | N/A                                 | 1.6770<br>[ 2.0000 ]            | 83.9%<br>{ 94.2% }        |                       |                            |      |
| D3_NMeFOSA_EIS  | (515.0 / 169.0)<br>132020    | (10.61, N/A)<br>(N/A, -0.01, N/A)                                       | 647.7  | N/A                                 | 1.0201<br>[ 2.0000 ]            | 51.0%<br>{ 53.6% }        |                       |                            |      |
| D5_NeIFOSA_EIS  | (531.1 / 169.0)<br>136987    | (10.70, N/A)<br>(N/A, -0.01, N/A)                                       | 806.8  | N/A                                 | 1.1335<br>[ 2.0000 ]            | 56.7%<br>{ 55.6% }        |                       |                            |      |